

1800 FLOWERS, 2 JERICHO PLAZA JERICHO, NY, 11753 UNITED STATES

CS-00	COVER SHEET
KP-01	KEY PLAN
FS-01	FINISH
01-01	MAIL ROOM CABINETS 2.01B
02-01	RECEPTION DESK 2.01C
03-01	RECEPTION COUNTER 2.01C
04-01	BRIDGE COPY/PRIN 2.03A
05-01	COPY PRINT CABINETS AT REAL ESTATE 2.03B
06-01	WOMENS AND MENS RESTROOM VANITY 2.02C, 2.03C
07-01	MILLWORK AT STORAGE ROOM 2.04A
08-01	STORAGE ROOM SHELVING 2.04B
09-01	CABINETS AT PHOTO STUDIO 2.07B
10-01	BOARDROOM PANTRY 2.08C
11-01	IT AREA 2.11A
12-01	COAT CLOSET 2.12C, 2.28C, 2.53C, 2.63C, 2.85C
13-01	COPY ROOM 2.13A
14-01	IT DESK STORAGE 2.13A
15-01	COPY ROOM 2.15A

16-01	ACCOUNTING OPEN COUNT 2.20A
17-01	TOILET ROOM VANITY 2.25C, 2.27C
18-01	TECH ROOM 2.32A
19-01	COPY PRINT 2.51A
20-01	MILLWORK AT OPEN AREA 2.54A
21-01	VENDOR RELATIONS 2.55A
22-01	COPY PRINT 2.57C
23-01	PANTRY 2.63C
24-01	LOUNGE PANTRY & ISLAND 2.65A
25-01	NEUTRAL RESTROOM VANITY 2.66A, 2.67A
26-01	COPY PRINT 2.67C
27-01	WELLNESS ROOM 2.70A
28-01	MENS RESTROOM VANITY 2.70A
29-01	WOMENS RESTROOM VANITY 2.70A
30-01	PLASTIC LAMINATE WINDOW SILL
31-01	WOOD DOORS
32-01	LVT PLANKS
33-01	BASE PLAN

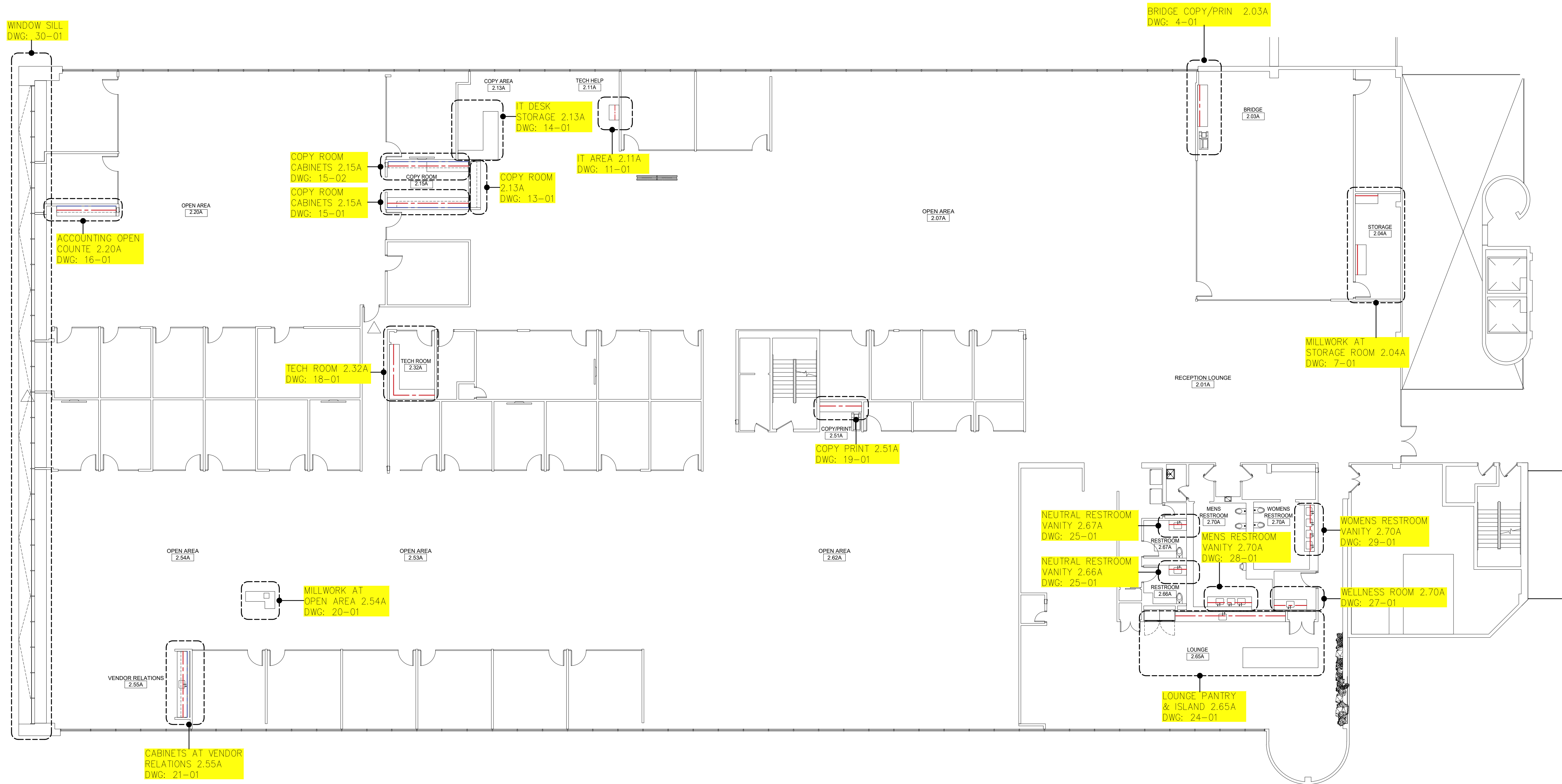
NO:	1	REVISIONS:	SUBMISSION FOR APPROVAL	NAME:	M.Z.	DATE:	04/01/2021
SAMPLE PROJECT							
 Firepoint Accelerating Excellence							
DATE : 04/01/2021							
DRAWN BY : M.Z.							
ARCHITECT : TPG ARCHITECTURE 1300 WALT WHITMAN ROAD MELVILLE, NY 11747							
CONTRACTOR :							
DRAWING TITLE : COVER SHEET							
ROOM OR SPACE : FLOOR : 2							
PROJECT NUMBER: 418-20							
DRAWING NUMBER: CS							
1 OF 1							

418-20 | 1800 Flowers
2 Jericho Plaza, NY

PROJECT MATERIAL LOG


TAG	MATERIAL	MANUFACTURER	LOCATION	PRODUCT NAME & NUMBER	COLOR/SIZE/FINISH	REV.	DATE SUBTD.	DATE RESPONSE	STATUS		Remark	LEAD TIME
									APPROVED	NOT APPROVED		
PL-01	Laminate	Formica	Pantry Cabinets 2.63C	Formica; Colorcore	Surf 923-90 Gloss	1						1 Week
PL-02	Laminate	Wilsonart	Pantry 2.65 Surround, 2.65C Countertop	Wilsonart 15504	Charcoal Velvet	1						1 week
PL-03	Laminate	Formica	Accounting 2.20A, Vendor Relations 2.55A, Tech Room 2.32A, Open Area 2.54A, Copy Room 2.15A/2.51A/2.03A/2.67C, IT 2.13A/2.11A, Lounge 2.65C, Storage Room 2.04A/2.04B, Wing A & C Window Sill, Real Estate 2.03B, Mail Room 2.01B, Reception Desk 2.01C, Copy 2.57C, Boardroom 2.08C, Pantry 2.63C	Formica; Colorcore	Surf 923-58 Matte	1						1 Week
	Plastic Laminate			TBD								
SS-1	Solid Surface	Corian	Boardroom Party Cabinets 2.08C	Corian	Rain Cloud	1						2 Weeks
SS-2	Solid Surface	Corian	Vendor Relations 2.55A, Lounge Pantry 2.65C, Reception 2.01C, Pantry 2.63C	Corian	Deep Night Sky	1						2 Weeks
LVT-02	Vinyl Flooring	Parterre Flooring Systems	Lounge Island 2.65C, Walls & Soffit @ 2.65A, 2.01C, 2.48C, 2.09C	Avara, Vinyl Tile Wallcovering R674	Hampton Oak	1						2 Weeks
WD-xx	Wood	Millwork	Coat Closet 2.85C, 2.53C, 2.63C, 2.28C, 2.12C	Birch Veneer on Plywood, Rotary Cut	Clear Coat, UV Top Coat	1						3 Weeks
WD-xx	Wood	Millwork	Door F & J	Oak Veneer, Rift Cut	Clear Coat, UV Top Coat	1						1 Week

NO:	1
REVISIONS:	SUBMISSION FOR APPROVAL
NAME:	M.Z.
DATE:	04/01/2021
	
	
DATE :	04/01/2021
DRAWN BY :	M.Z.
ARCHITECT :	TPG RACHITECTURE 1300 WALT WHITMAN ROAD MELVILLE, NY 11747
CONTRACTOR :	
DRAWING TITLE :	FINISH
ROOM OR SPACE :	FLOOR : 2
PROJECT NUMBER:	418-20
DRAWING NUMBER:	FS-01
1 OF 1	



1 KEY PLAN - 2ND FLOOR A
Scale: 3/32"=1'-0"

LEGEND	
	WOOD BLOCKING REQUIRED AT 6' TO 8' AFF
	WOOD BLOCKING REQUIRED AT 18' TO 32' AFF



NO.	REVISIONS:	NAME:	DATE:
1	SUBMISSION FOR APPROVAL	M.Z.	04/01/2021

SAMPLE PROJECT



DATE : 04/01/2021

DRAWN BY : M.Z.

ARCHITECT : TPG RACHITECTURE
1300 WALT WHITMAN ROAD MELVILLE, NY 11747

CONTRACTOR :

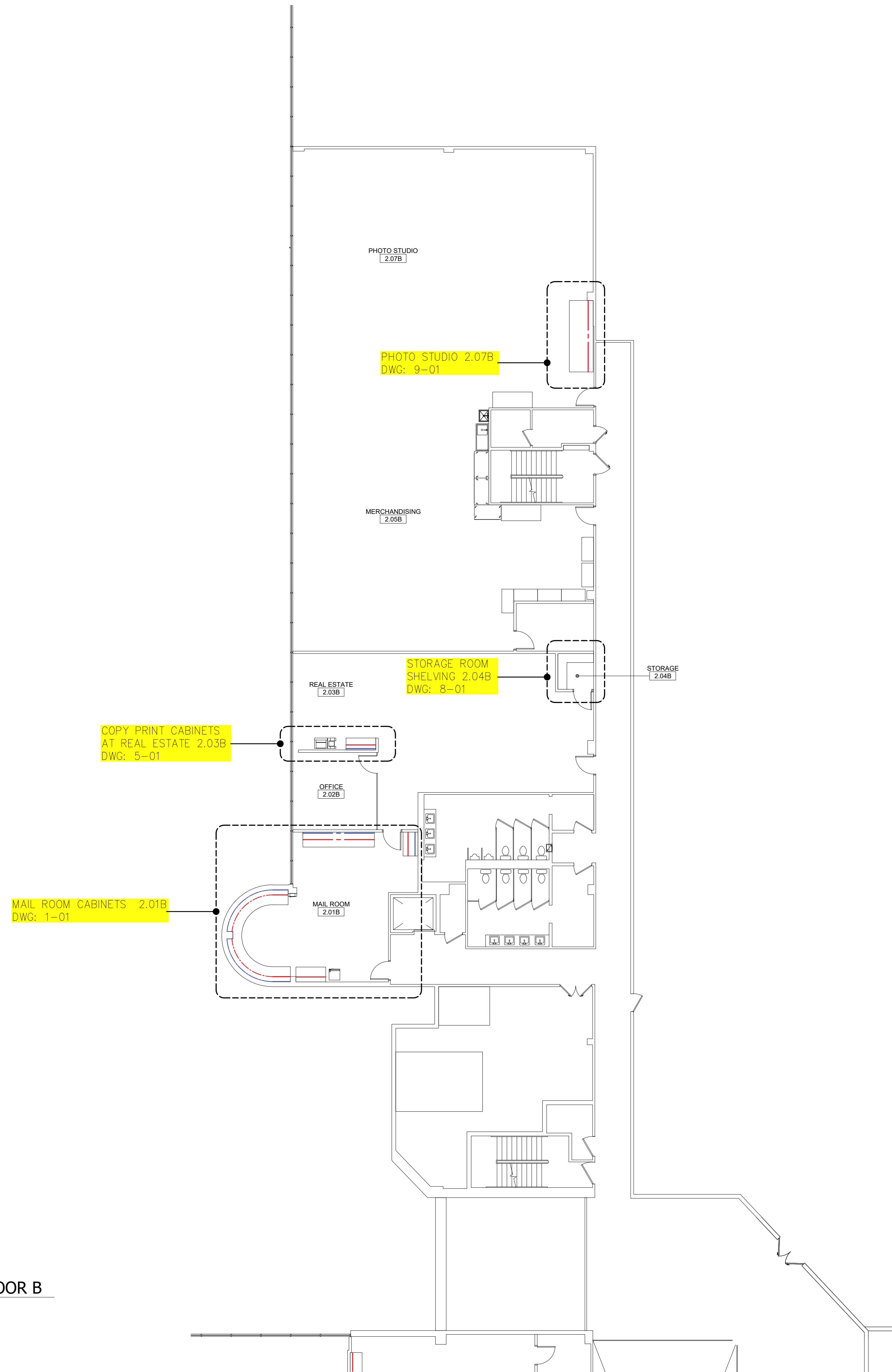
DRAWING TITLE :
KEY PLAN PLAN

ROOM OR SPACE :
FLOOR : 2

PROJECT NUMBER:
418-20


DRAWING NUMBER:
KP-01

1 KEY PLAN - 2ND FLOOR B
Scale: 3/32"=1'-0"

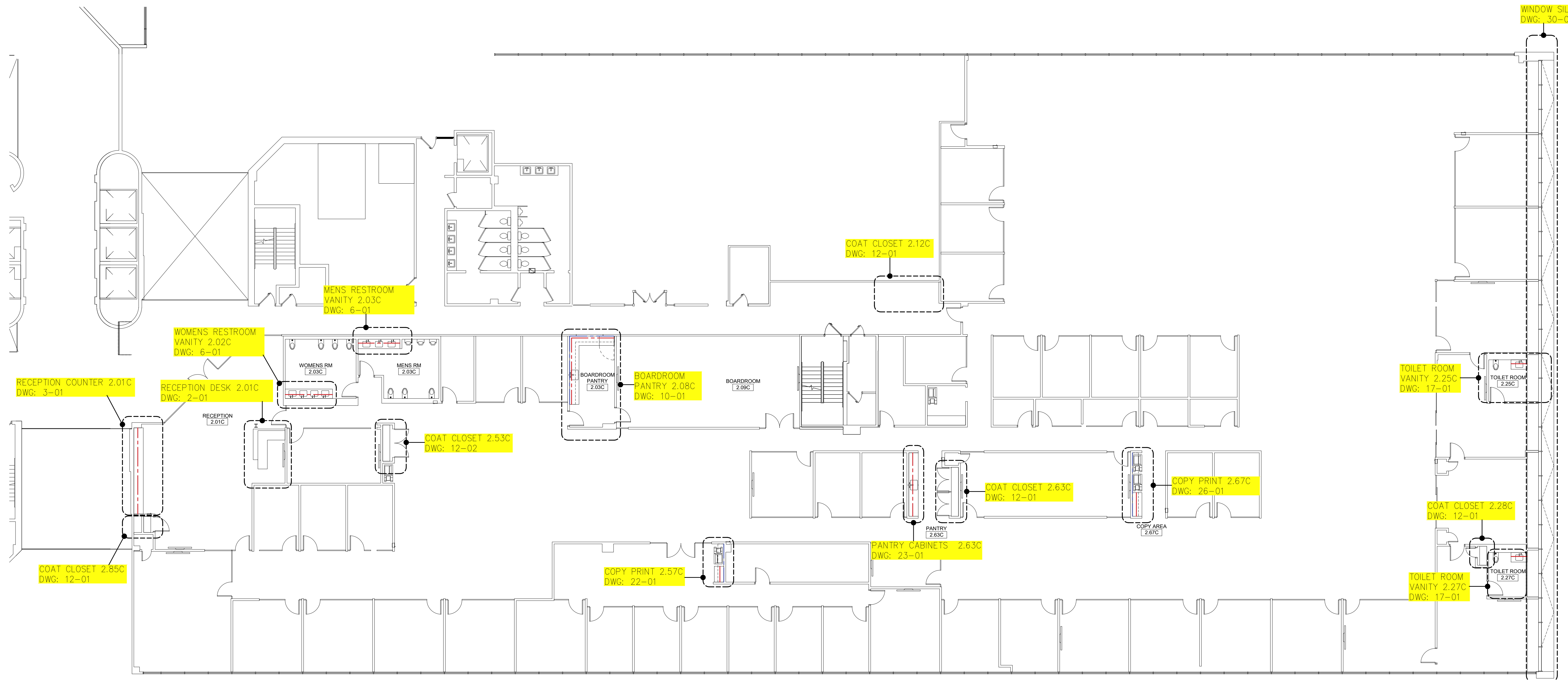


LEGEND

	- WOOD BLOCKING REQUIRED AT 6' TO 8' AFF
	- WOOD BLOCKING REQUIRED AT 18' TO 32' AFF

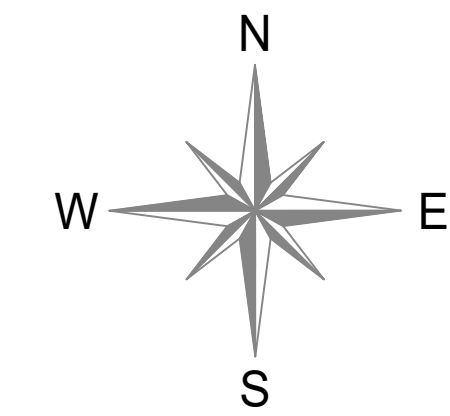


NO:	1	REVISIONS:	SUBMISSION FOR APPROVAL	NAME:	M.Z.	DATE:	04/01/2021
SAMPLE PROJECT				Finpoint Accelerating Excellence			
DATE :		04/01/2021					
DRAWN BY :		M.Z.					
ARCHITECT :		TPG RACHITECTURE 1300 WALT WHITMAN ROAD MELVILLE, NY 11747					
CONTRACTOR :		_____					
DRAWING TITLE :		KEY PLAN PLAN					
ROOM OR SPACE :		FLOOR : 2					
PROJECT NUMBER:		418-20					
DRAWING NUMBER:		KP-02					
		2 OF 3					

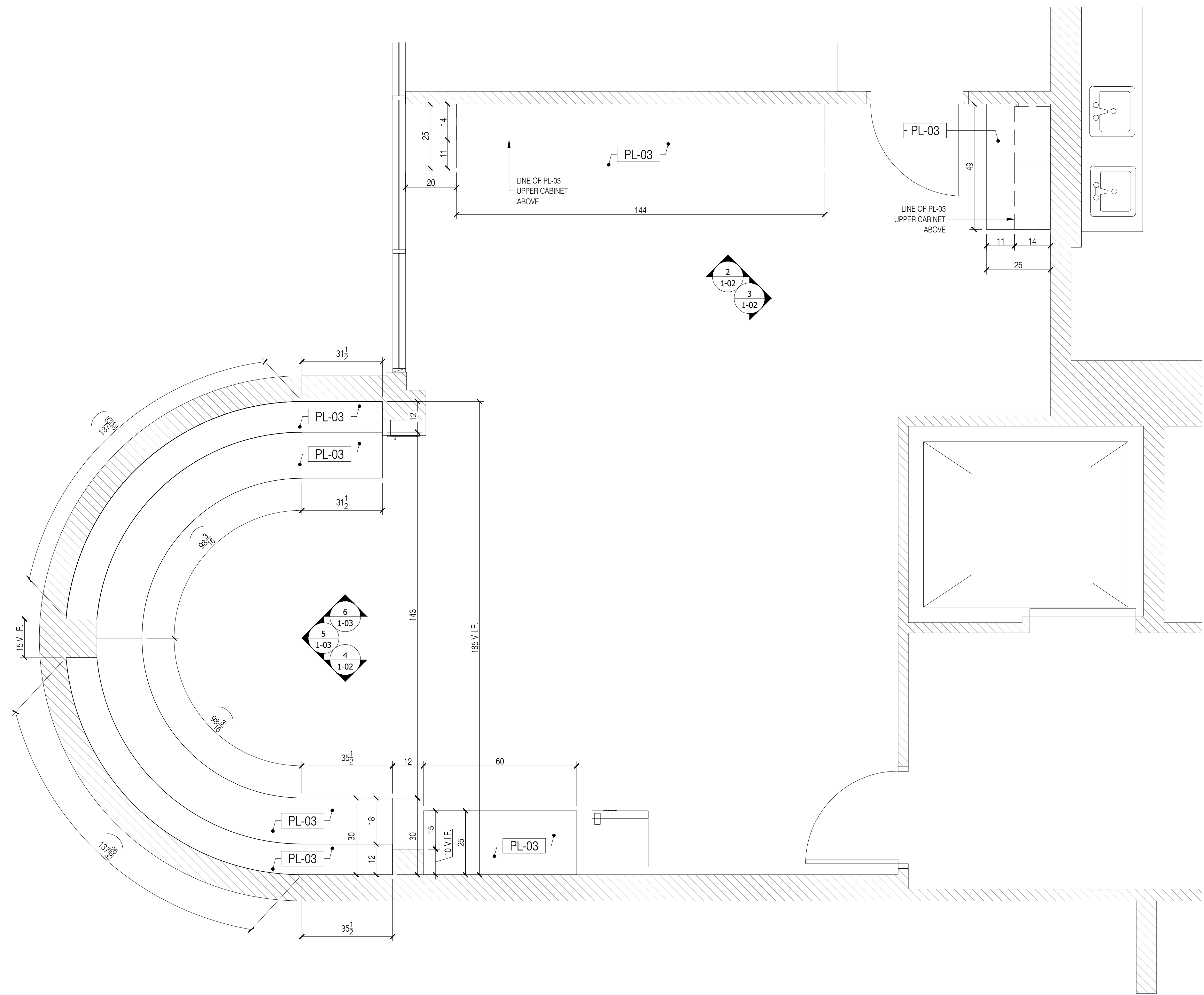


1 KEY PLAN - 2ND FLOOR C
Scale: 3/32"=1'-0"

LEGEND	
	WOOD BLOCKING REQUIRED AT 6' TO 8' AFF
	WOOD BLOCKING REQUIRED AT 18' TO 32' AFF



NO:	1	REVISIONS:	SUBMISSION FOR APPROVAL
NAME:	M.Z.	DATE:	04/01/2021
SAMPLE PROJECT			
Finpoint Accelerating Excellence			
DATE:	04/01/2021	ARCHITECT:	TPG RACHITECTURE 1300 WALT WHITMAN ROAD MELVILLE, NY 11747
DRAWN BY:	M.Z.	CONTRACTOR:	
DRAWING TITLE: KEY PLAN PLAN			
ROOM OR SPACE:		FLOOR:	2
PROJECT NUMBER:	418-20	DRAWING NUMBER:	KP-03
3 OF 3			



1 MAIL ROOM 2.01B - PLAN
Scale: 1/2" = 1'-0"

GENERAL NOTES


- SEE ARCHITECTURAL DWG FOR FINISH SCHEDULE
- ARCHITECT PLEASE CONFIRM ALL MARKED/NOTED CONDITIONS
- ALL DIMENSIONS ARE VERIFY IN THE FIELD

- ALL EDGES ARE TAPPED TO MATCH FACE FINISH U.N.O.
- GC TO COORDINATE EXACT LOCATION OF OUTLET WITH MILLWORK
- GC TO PROVIDE ALL NECESSARY BLOCKING AS REQUIRED

QUANTITY				
ITEM #	FLOOR	DESCRIPTION	QTY	SUB TOTAL
1.	2ND.	MAIL ROOM 2.01B	1 EA.	
TOTAL			1 EA.	

REFERENCE DWG :

- A-102
- A-702
- A-801
- A-802
- ADDENDUM #2.21, DECEMBER, 2020



NO.	REVISIONS:	NAME:	DATE:
1	SUBMISSION FOR APPROVAL	M.Z.	04/01/2021
2	REVISED AS PER COMMENTS	M.Z.	04/20/2021

SAMPLE PROJECT



DATE : 10/12/2020

DRAWN BY : M.Z.

ARCHITECT :
TPG RACHITECTURE
1300 WALT WHITMAN ROAD MELVILLE, NY 11747

CONTRACTOR :

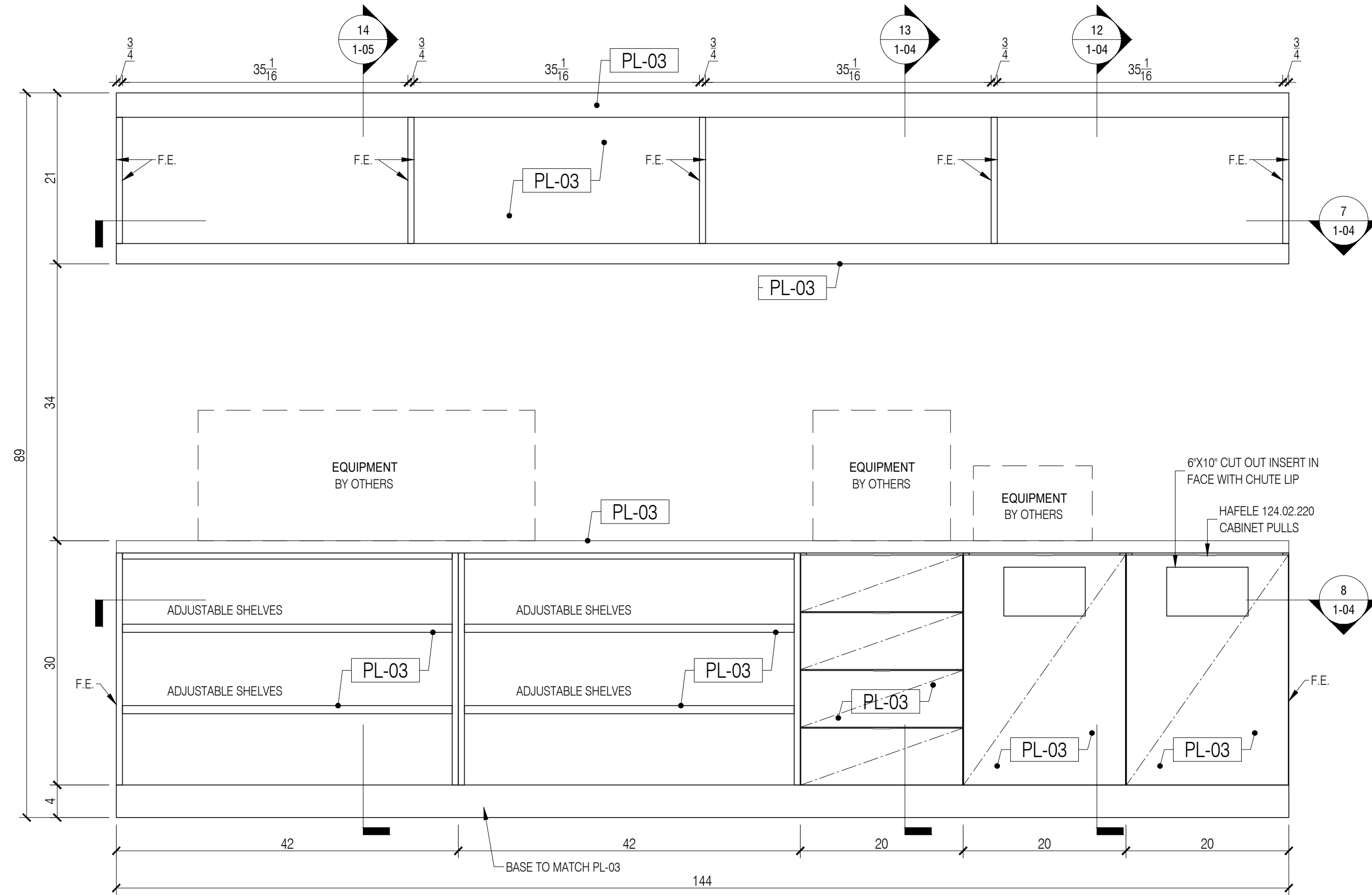
DRAWING TITLE :
MAIL ROOM PLAN

ROOM OR SPACE : 2.01B FLOOR : 2

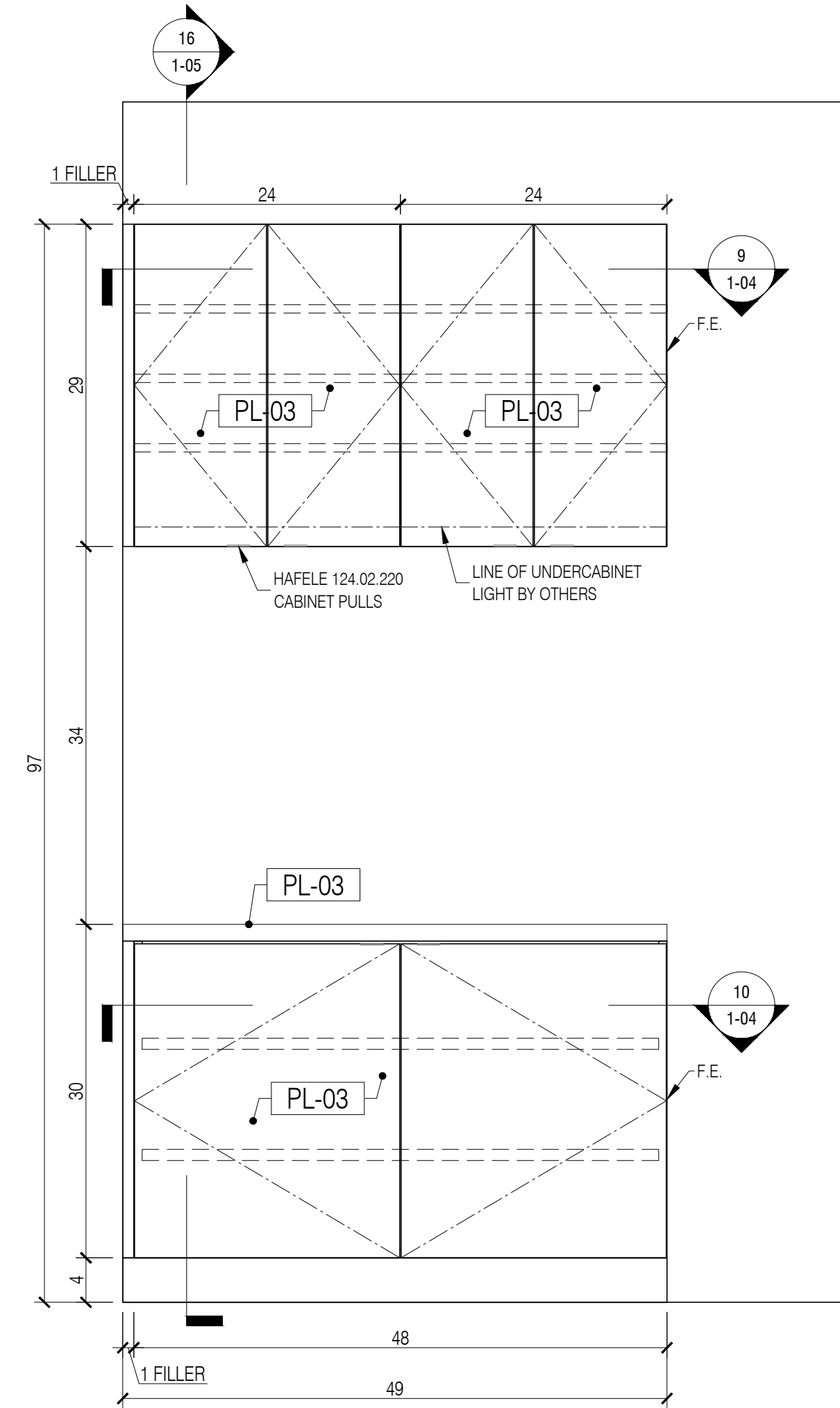
PROJECT NUMBER:
418-20

DRAWING NUMBER:

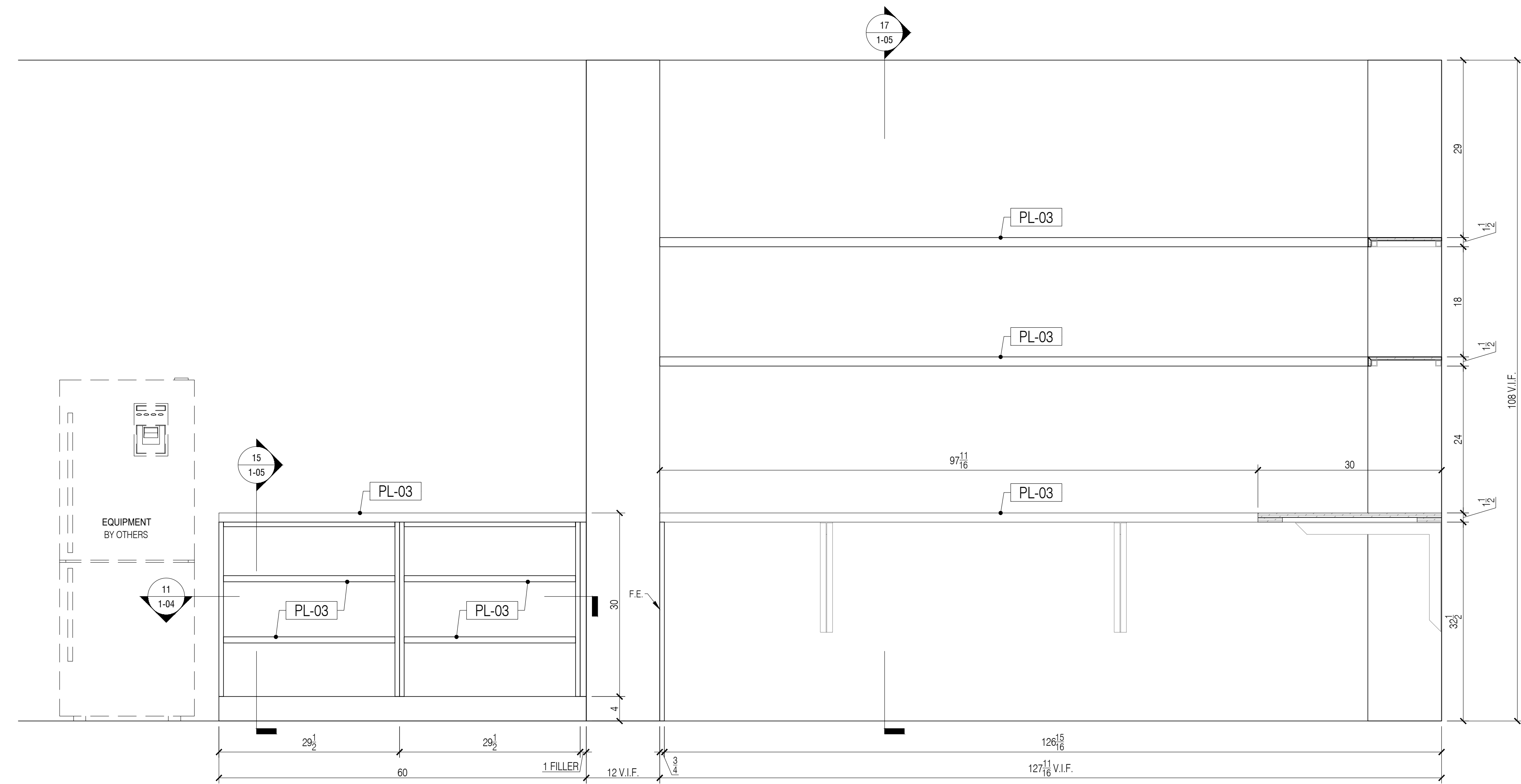
1-01
1 OF 5



2 MAIL ROOM 2.01B - ELEVATION
Scale: 1"=1'-0"



3 MAIL ROOM 2.01B - ELEVATION
Scale: 1"=1'-0"



4 MAIL ROOM 2.01B - ELEVATION
Scale: 1"=1'-0"

GENERAL NOTES

- SEE ARCHITECTURAL DWG FOR FINISH SCHEDULE
- ARCHITECT PLEASE CONFIRM ALL MARKED/NOTED CONDITIONS
- ALL DIMENSIONS ARE VERIFY IN THE FIELD


- ALL EDGES ARE TAPPED TO MATCH FACE FINISH U.N.O.
- GC TO COORDINATE EXACT LOCATION OF OUTLET WITH MILLWORK
- GC TO PROVIDE ALL NECESSARY BLOCKING AS REQUIRED

QUANTITY

ITEM #	FLOOR	DESCRIPTION	QTY	SUB TOTAL
1.	2ND.	MAIL ROOM 2.01B	1 EA.	
TOTAL			1 EA.	

REFERENCE DWG :

- A-102
- A-702
- A-801
- A-802
- ADDENDUM #2.21, DECEMBER, 2020



DATE:	04/01/2021
NAME:	M.Z.
NO:	1
REVISIONS:	SUBMISSION FOR APPROVAL
	REVISED AS PER COMMENTS
	2

SAMPLE PROJECT



DATE : 10/12/2020

DRAWN BY : M.Z.

ARCHITECT : TPG RACHITECTURE
1300 WALT WHITMAN ROAD MELVILLE, NY 11747

CONTRACTOR :

DRAWING TITLE : MAIL ROOM ELEVATION

ROOM OR SPACE : 2.01B FLOOR : 2

PROJECT NUMBER: 418-20

DRAWING NUMBER:

1-02

GENERAL NOTES

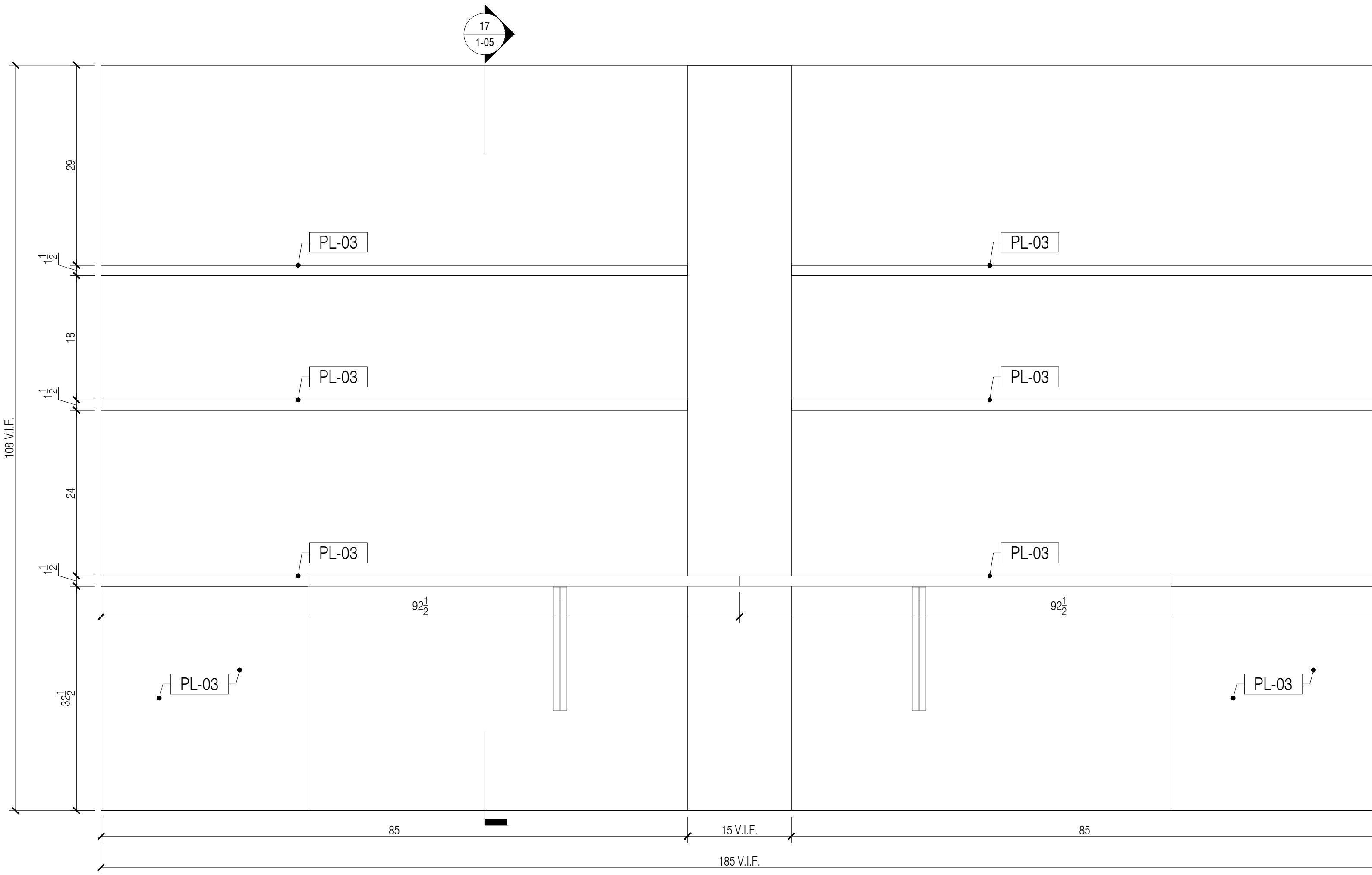
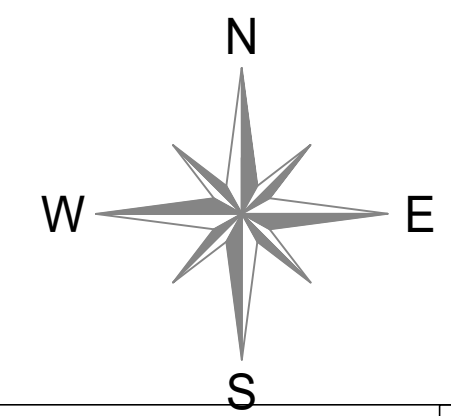
- SEE ARCHITECTURAL DWG FOR FINISH SCHEDULE
- ARCHITECT PLEASE CONFIRM ALL MARKED/NOTED CONDITIONS
- ALL DIMENSIONS ARE VERIFY IN THE FIELD

- ALL EDGES ARE TAPPED TO MATCH FACE FINISH U.N.O.
- GC TO COORDINATE EXACT LOCATION OF OUTLET WITH MILLWORK
- GC TO PROVIDE ALL NECESSARY BLOCKING AS REQUIRED

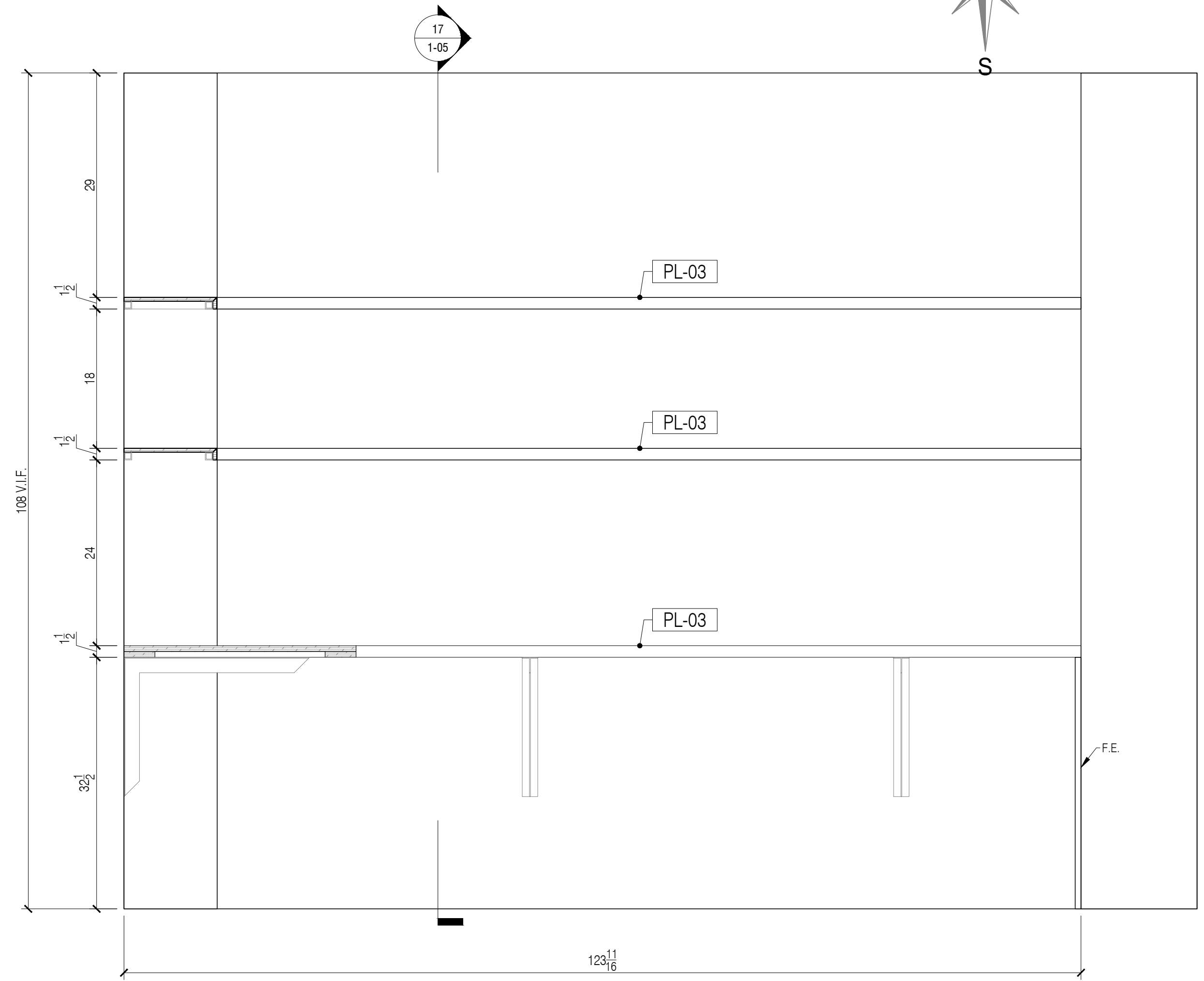
QUANTITY				
ITEM #	FLOOR	DESCRIPTION	QTY	SUB TOTAL
1.	2ND.	MAIL ROOM 2.01B	1 EA.	
TOTAL			1 EA.	

REFERENCE DWG :

- A-102
- A-702
- A-801
- A-802
- ADDENDUM #2.21, DECEMBER, 2020



5 MAIL ROOM 2.01B - ELEVATION
Scale: 1"=1'-0"



6 MAIL ROOM 2.01B - ELEVATION
Scale: 1"=1'-0"

NO:	REVISIONS:	NAME:	DATE:
1	SUBMISSION FOR APPROVAL	M.Z.	04/01/2021
2	REVISED AS PER COMMENTS	M.Z.	04/20/2021

SAMPLE PROJECT



DATE : 10/12/2020

DRAWN BY : M.Z.

ARCHITECT : TPG RACHITECTURE
1300 WALT WHITMAN ROAD MELVILLE, NY 11747

CONTRACTOR :

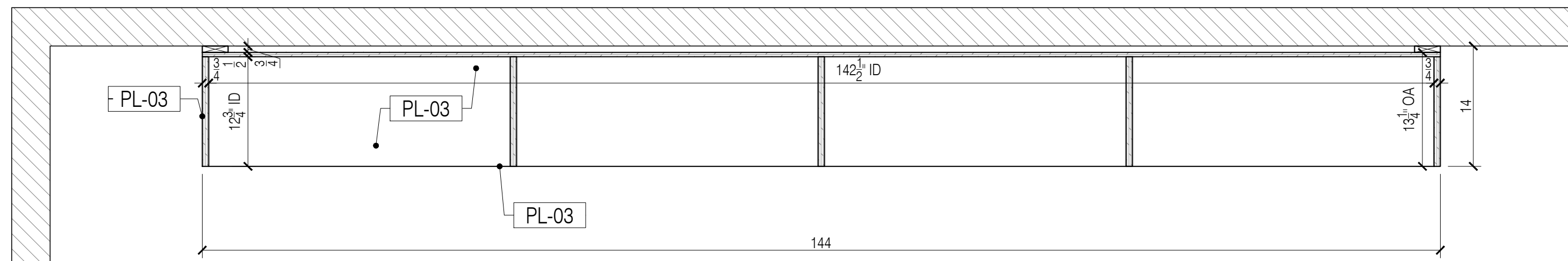
DRAWING TITLE : MAIL ROOM ELEVATION

ROOM OR SPACE : 2.01B FLOOR : 2

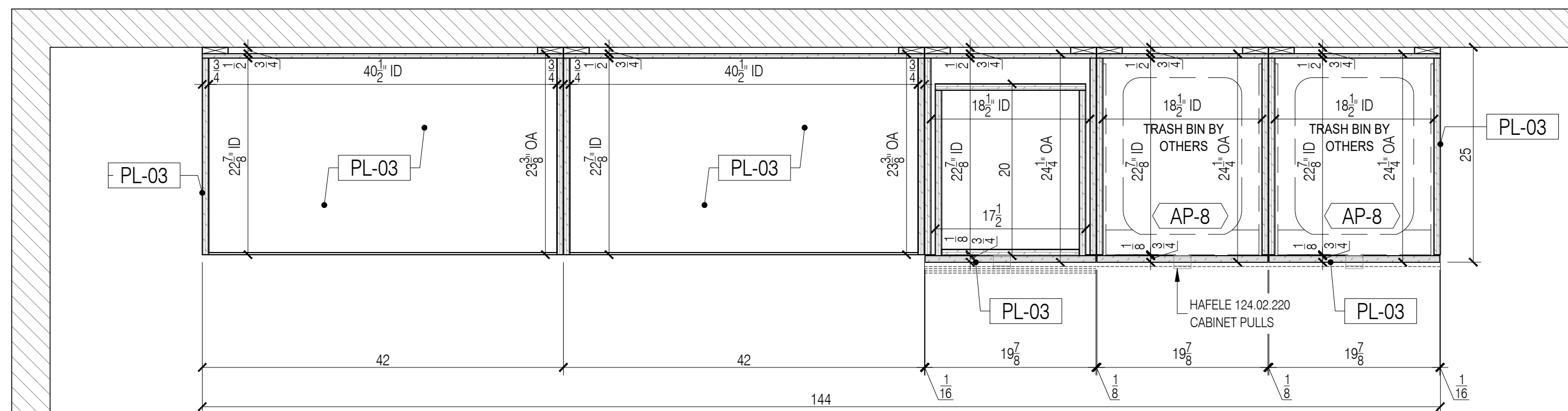
PROJECT NUMBER: 418-20

DRAWING NUMBER:

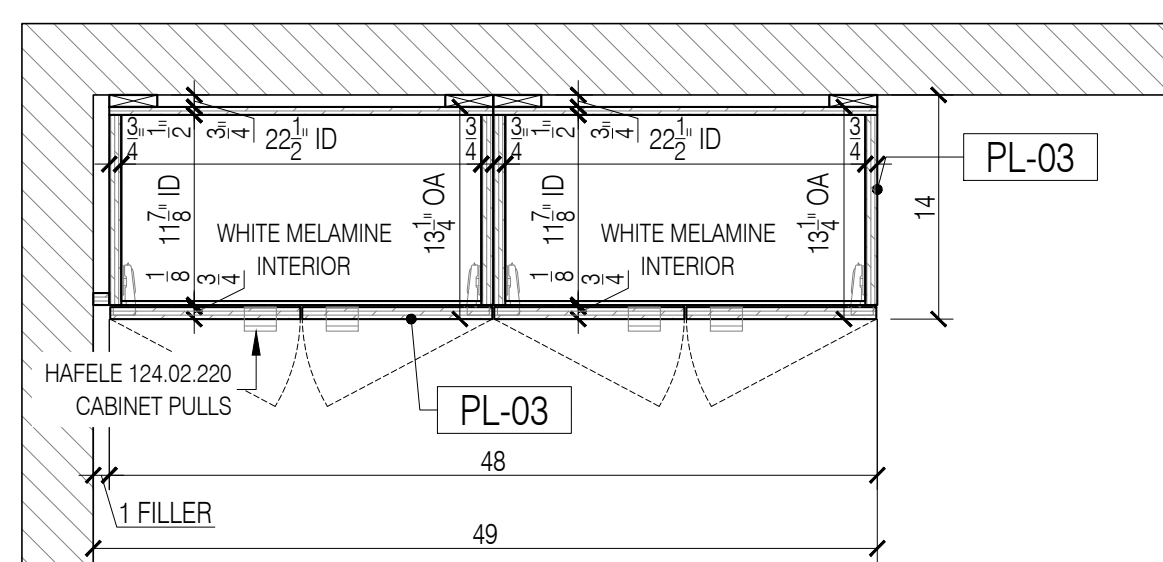
1-03



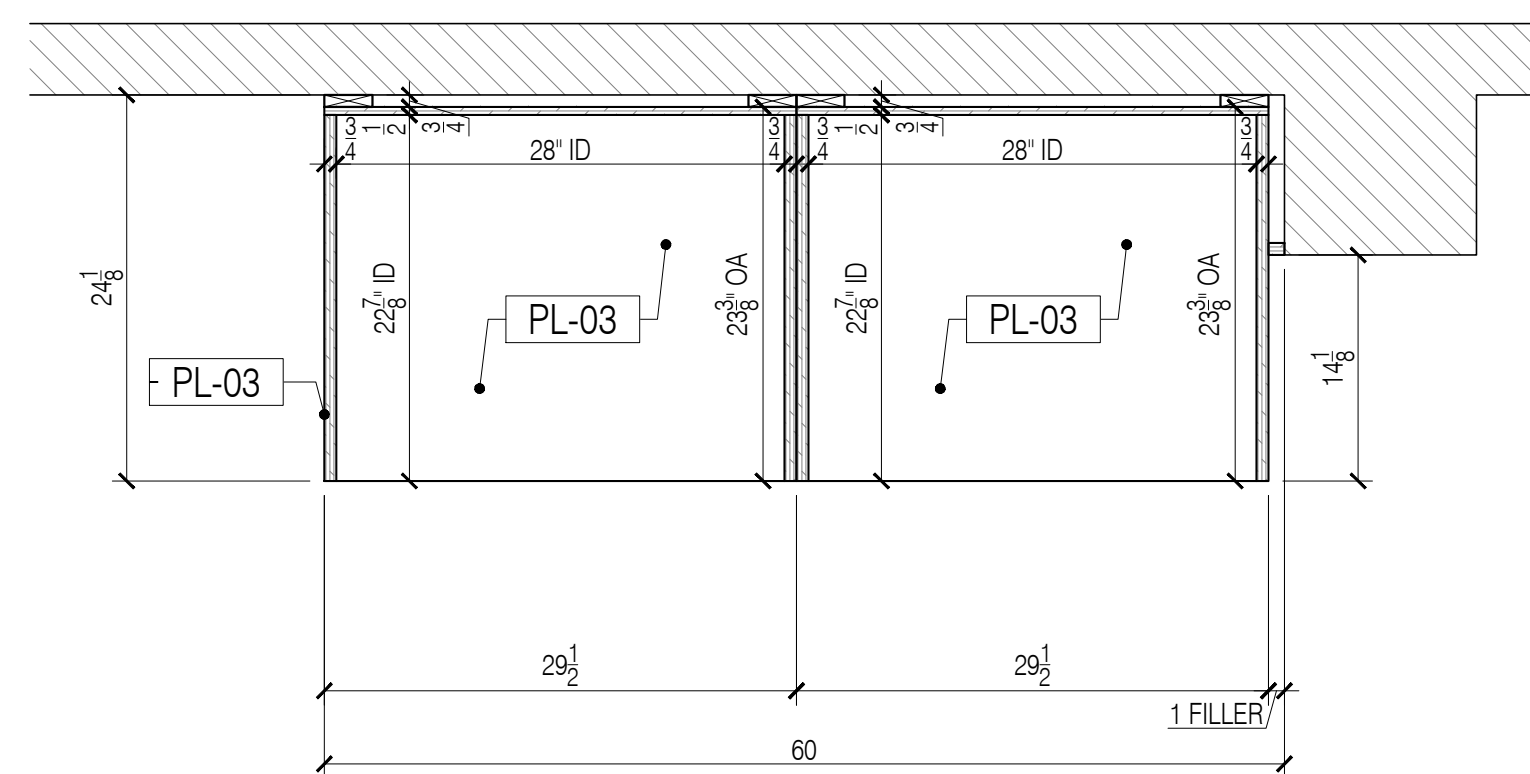
7 MAIL ROOM 2.01B - SECTION PLAN
Scale: 1"=1'-0"



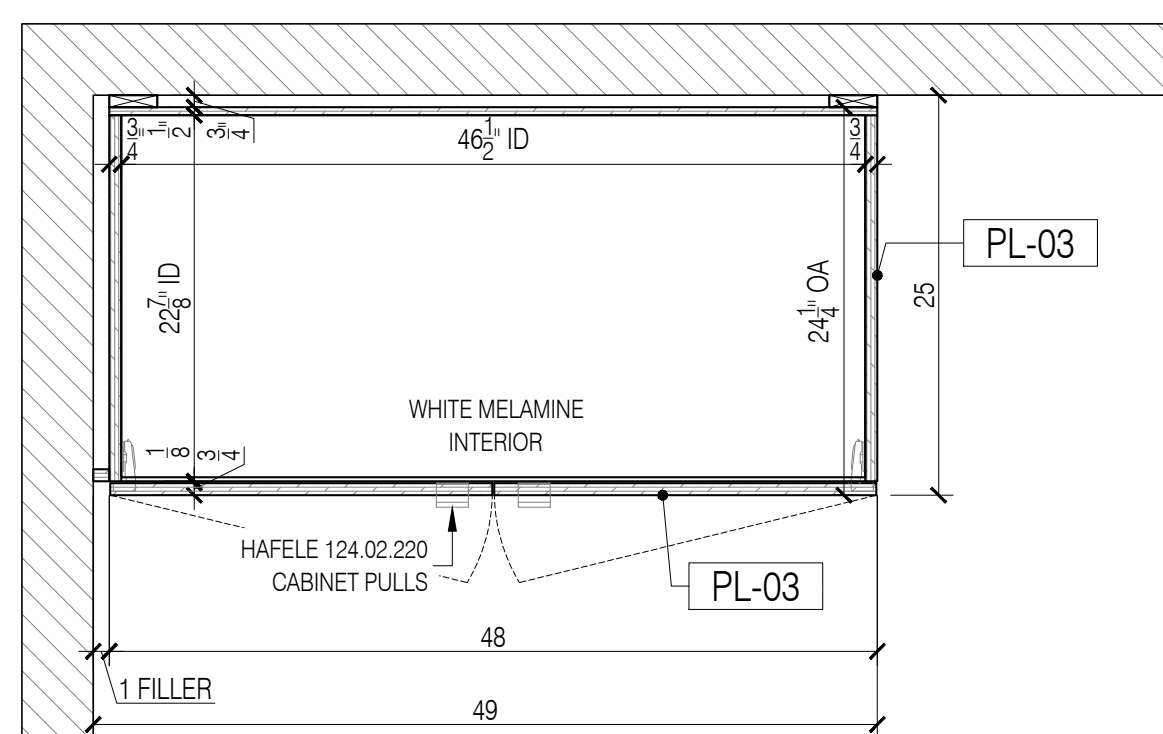
8 MAIL ROOM 2.01B - SECTION PLAN
Scale: 1"=1'-0"



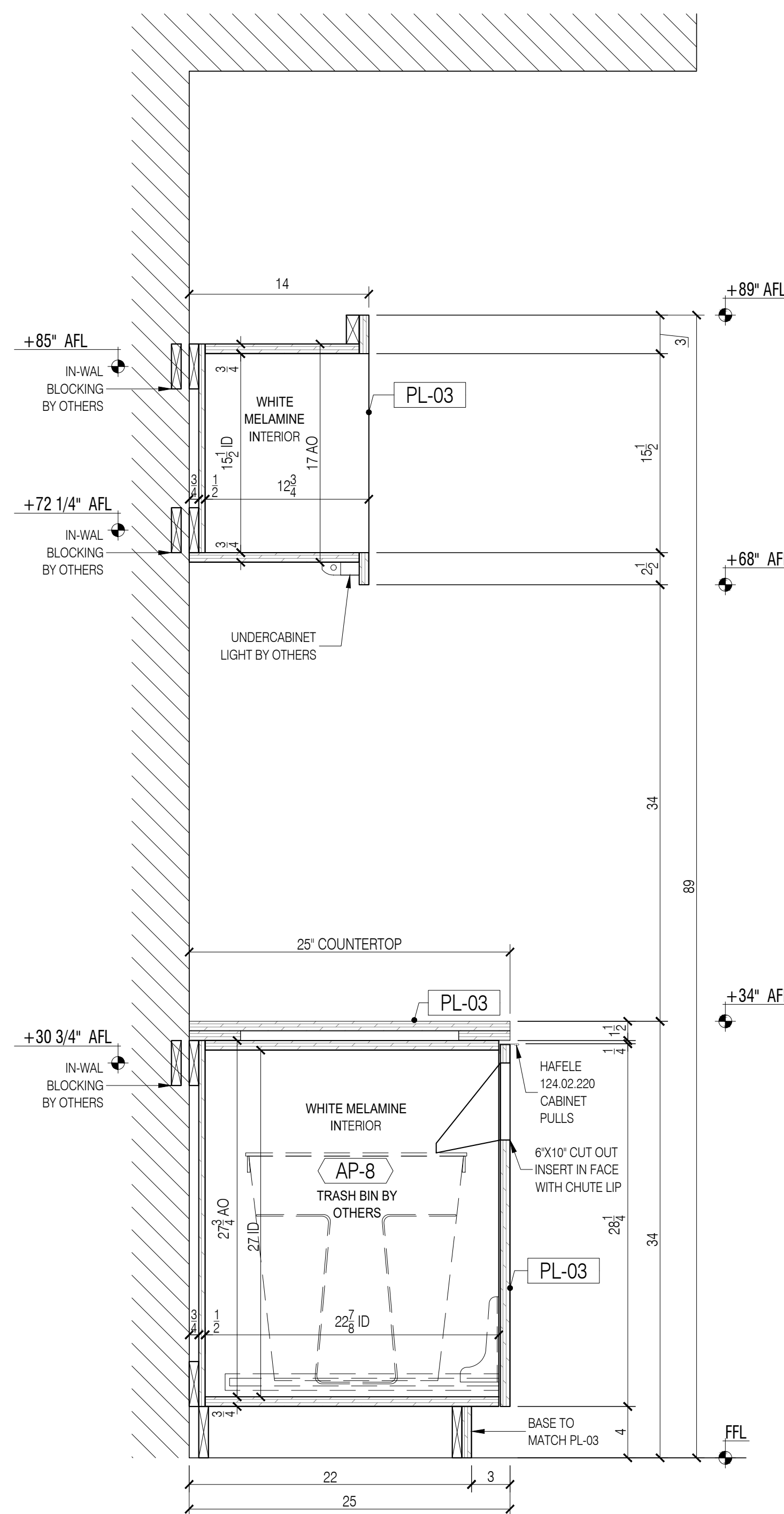
9 MAIL ROOM 2.01B - SECTION PLAN
Scale: 1"=1'-0"



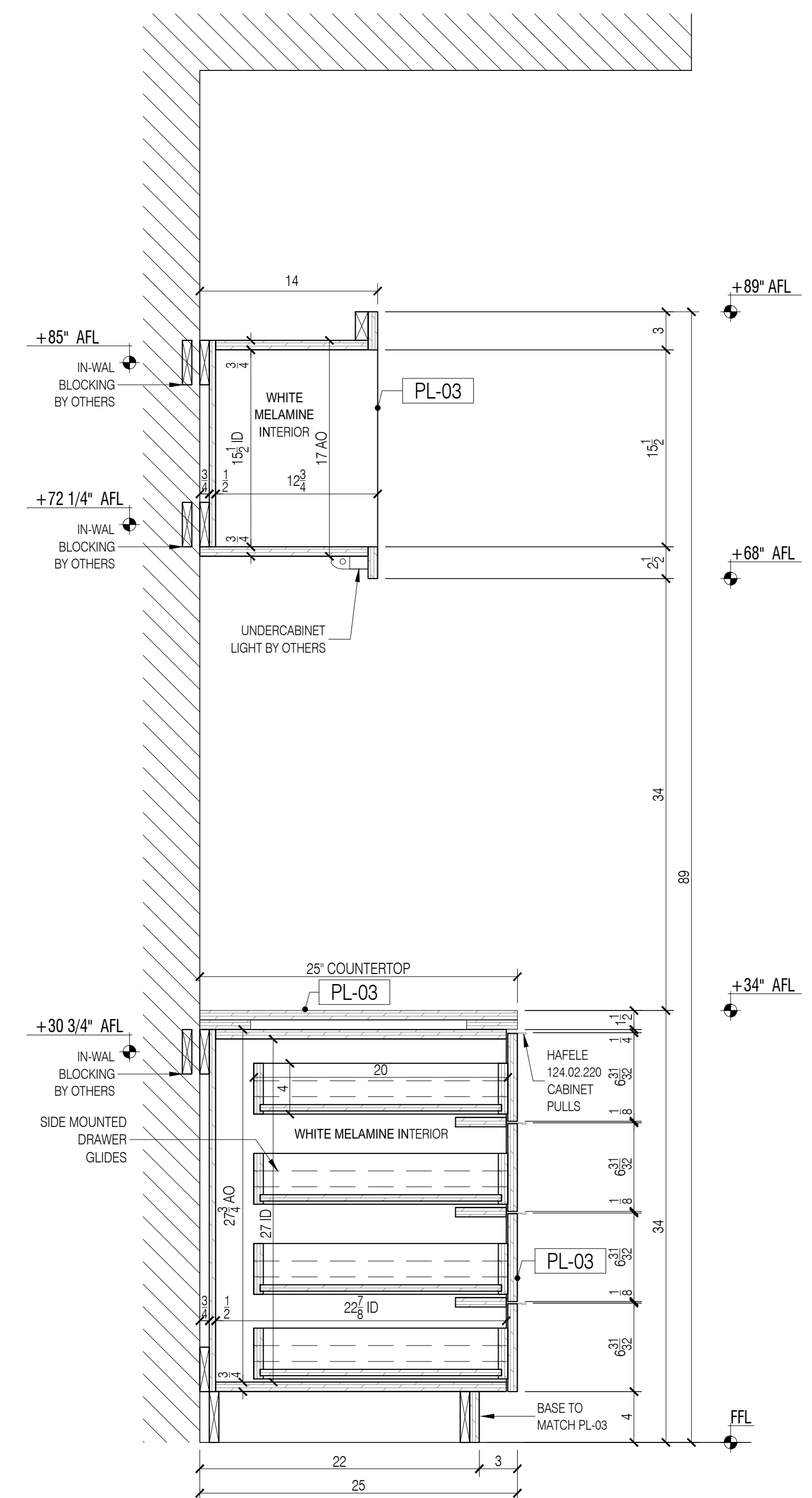
11 MAIL ROOM 2.01B - SECTION PLAN
Scale: 1"=1'-0"



10 MAIL ROOM 2.01B - SECTION PLAN
Scale: 1"=1'-0"



12 MAIL ROOM 2.01B - SECTION
Scale: 1-1/2"=1'-0"



13 MAIL ROOM 2.01B - SECTION
Scale: 1-1/2"=1'-0"

GENERAL NOTES

- SEE ARCHITECTURAL DWG FOR FINISH SCHEDULE
- ARCHITECT PLEASE CONFIRM ALL MARKED/NOTED CONDITIONS
- ALL DIMENSIONS ARE VERIFY IN THE FIELD

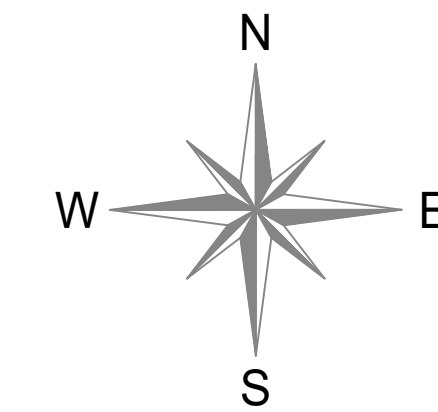
- ALL EDGES ARE TAPPED TO MATCH FACE FINISH U.N.O.
- GC TO COORDINATE EXACT LOCATION OF OUTLET WITH MILLWORK
- GC TO PROVIDE ALL NECESSARY BLOCKING AS REQUIRED

QUANTITY

ITEM #	FLOOR	DESCRIPTION	QTY	SUB TOTAL
1.	2ND.	MAIL ROOM 2.01B	1 EA.	
TOTAL			1 EA.	

REFERENCE DWG :

- A-102
- A-702
- A-801
- A-802
- ADDENDUM #2.21, DECEMBER, 2020



NO.	REVISIONS:	DATE:
1	SUBMISSION FOR APPROVAL	04/01/2021
2	REVISED AS PER COMMENTS	04/20/2021

SAMPLE PROJECT



DATE : 10/12/2020

DRAWN BY : M.Z.

ARCHITECT :
TPG ARCHITECTURE
1300 WALT WHITMAN ROAD MELVILLE, NY 11747

CONTRACTOR :

DRAWING TITLE :
MAIL ROOM SECTION

ROOM OR SPACE : 2.01B FLOOR : 2

PROJECT NUMBER:
418-20

DRAWING NUMBER:

1-04

GENERAL NOTES

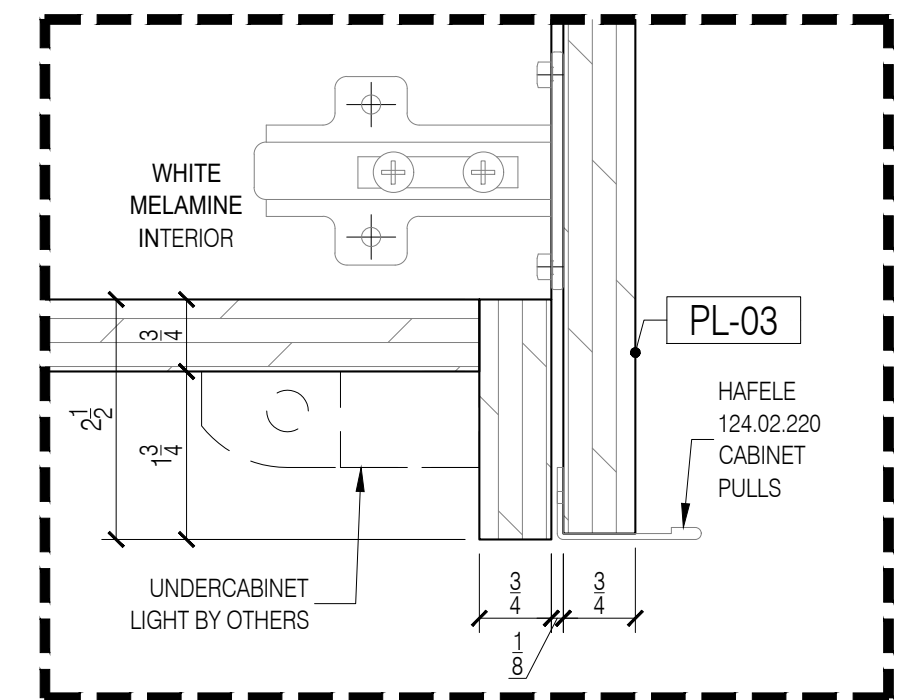
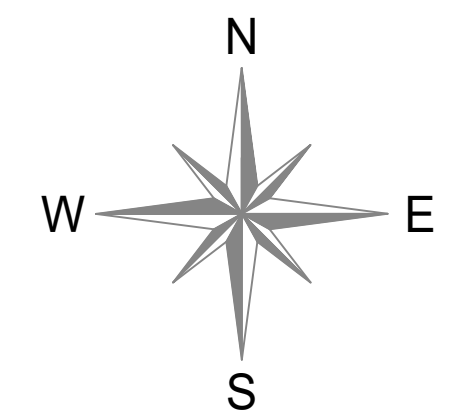
- SEE ARCHITECTURAL DWG FOR FINISH SCHEDULE
- ARCHITECT PLEASE CONFIRM ALL MARKED/NOTED CONDITIONS
- ALL DIMENSIONS ARE VERIFY IN THE FIELD

- ALL EDGES ARE TAPPED TO MATCH FACE FINISH U.N.O.
- GC TO COORDINATE EXACT LOCATION OF OUTLET WITH MILLWORK
- GC TO PROVIDE ALL NECESSARY BLOCKING AS REQUIRED

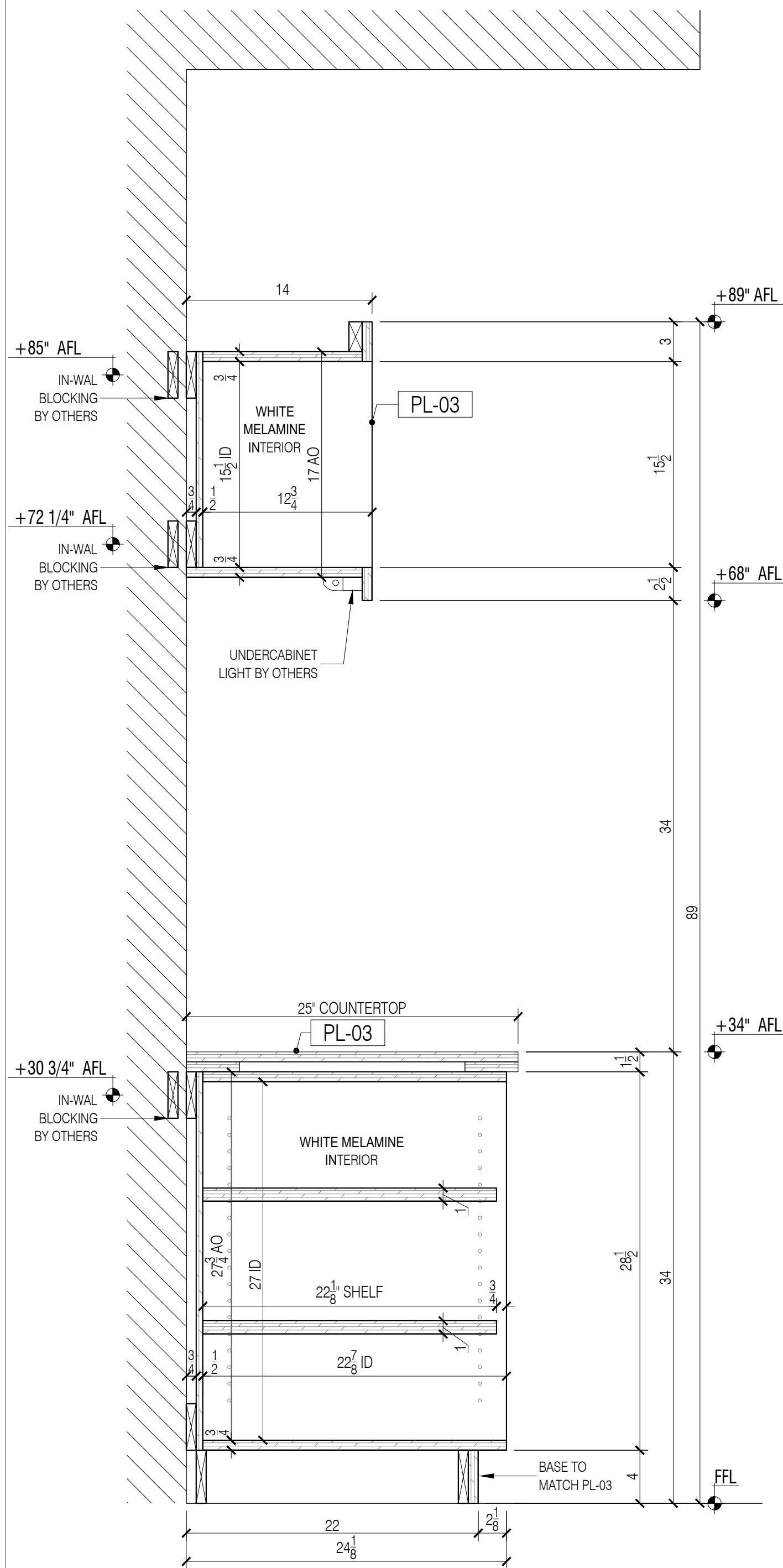
QUANTITY				
ITEM #	FLOOR	DESCRIPTION	QTY	SUB TOTAL
1.	2ND.	MAIL ROOM 2.01B	1 EA.	
TOTAL			1 EA.	

REFERENCE DWG :

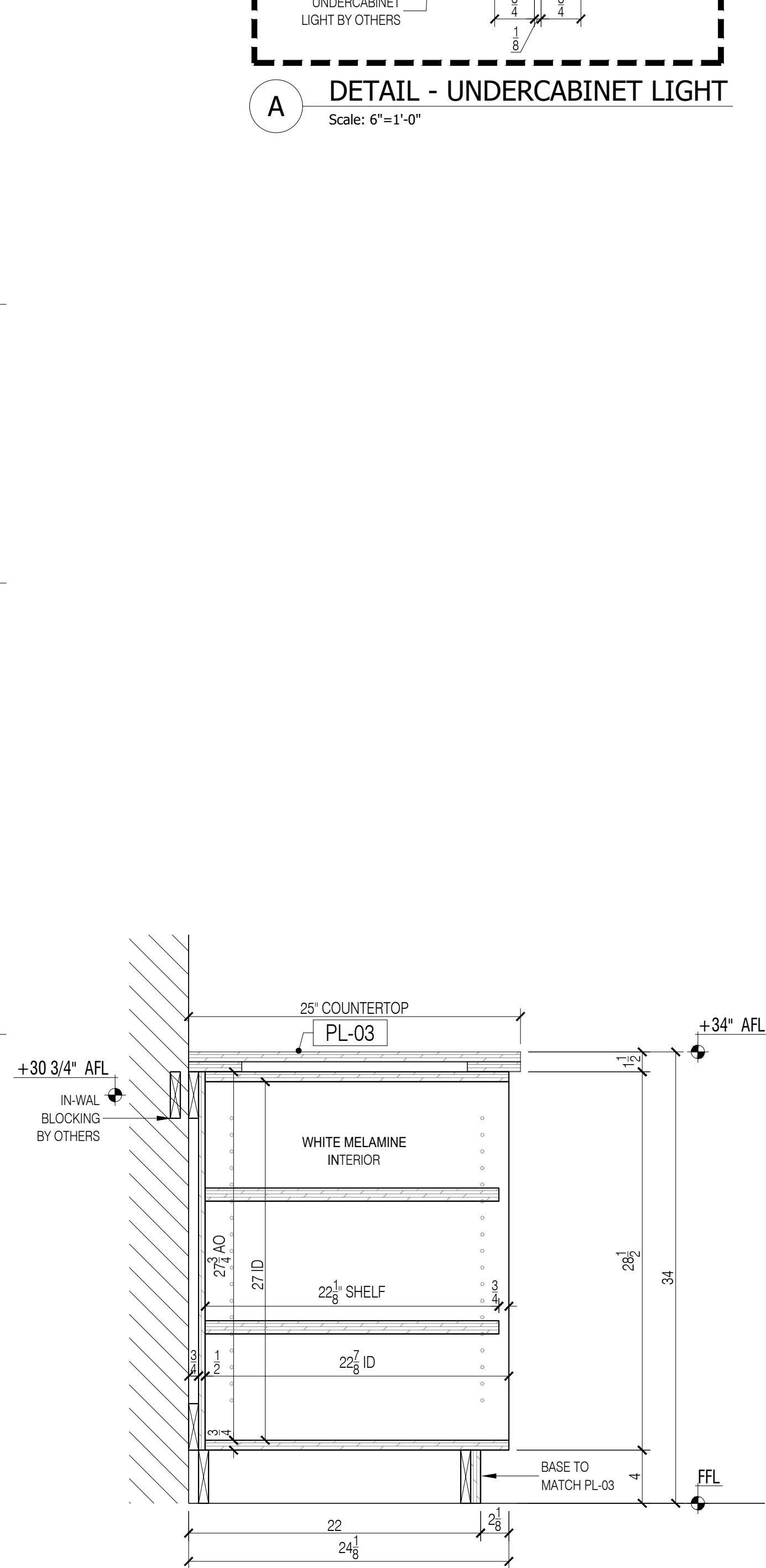
- A-102
- A-702
- A-801
- A-802
- ADDENDUM #2.21, DECEMBER, 2020



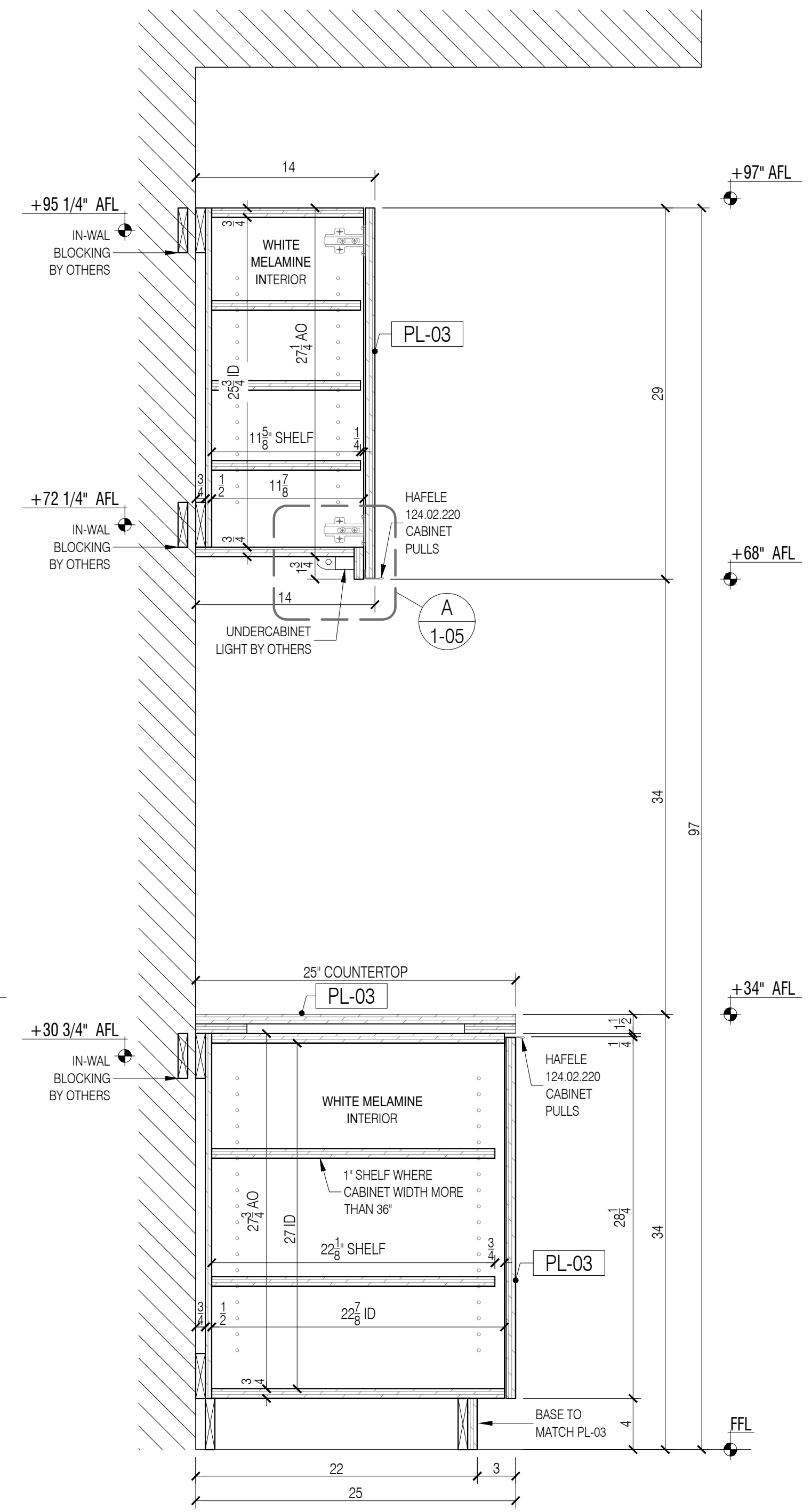
A DETAIL - UNDERCABINET LIGHT
Scale: 6"=1'-0"



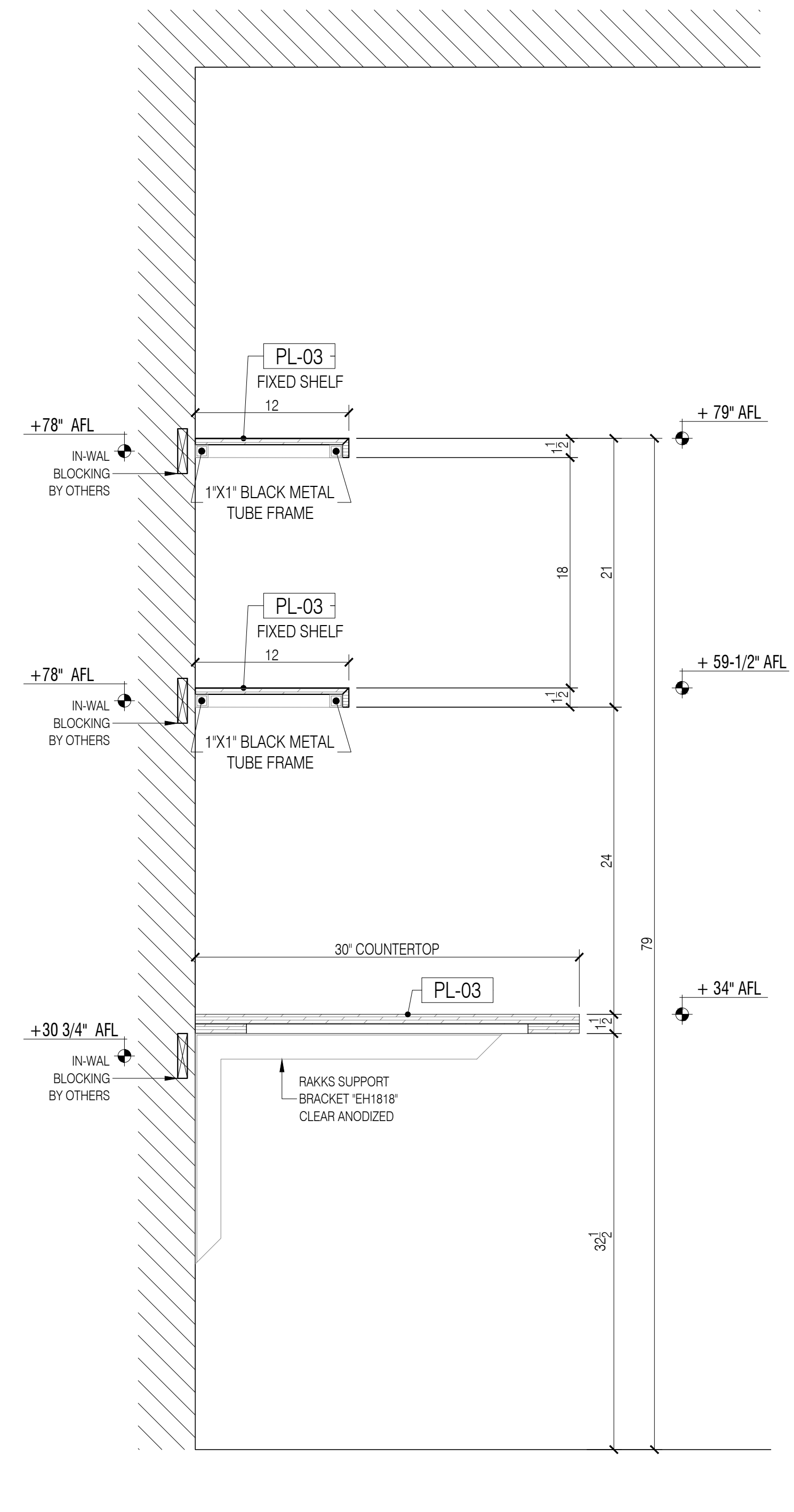
14 MAIL ROOM 2.01B - SECTION
Scale: 1-1/2"=1'-0"



15 MAIL ROOM 2.01B - SECTION
Scale: 1-1/2"=1'-0"



16 MAIL ROOM 2.01B - SECTION
Scale: 1-1/2"=1'-0"



17 MAIL ROOM 2.01B - SECTION
Scale: 1-1/2"=1'-0"

DATE:	04/01/2021
NAME:	M.Z.
M.Z.	04/20/2021
NO:	1
REVISIONS:	SUBMISSION FOR APPROVAL
NO:	2
	REVISED AS PER COMMENTS

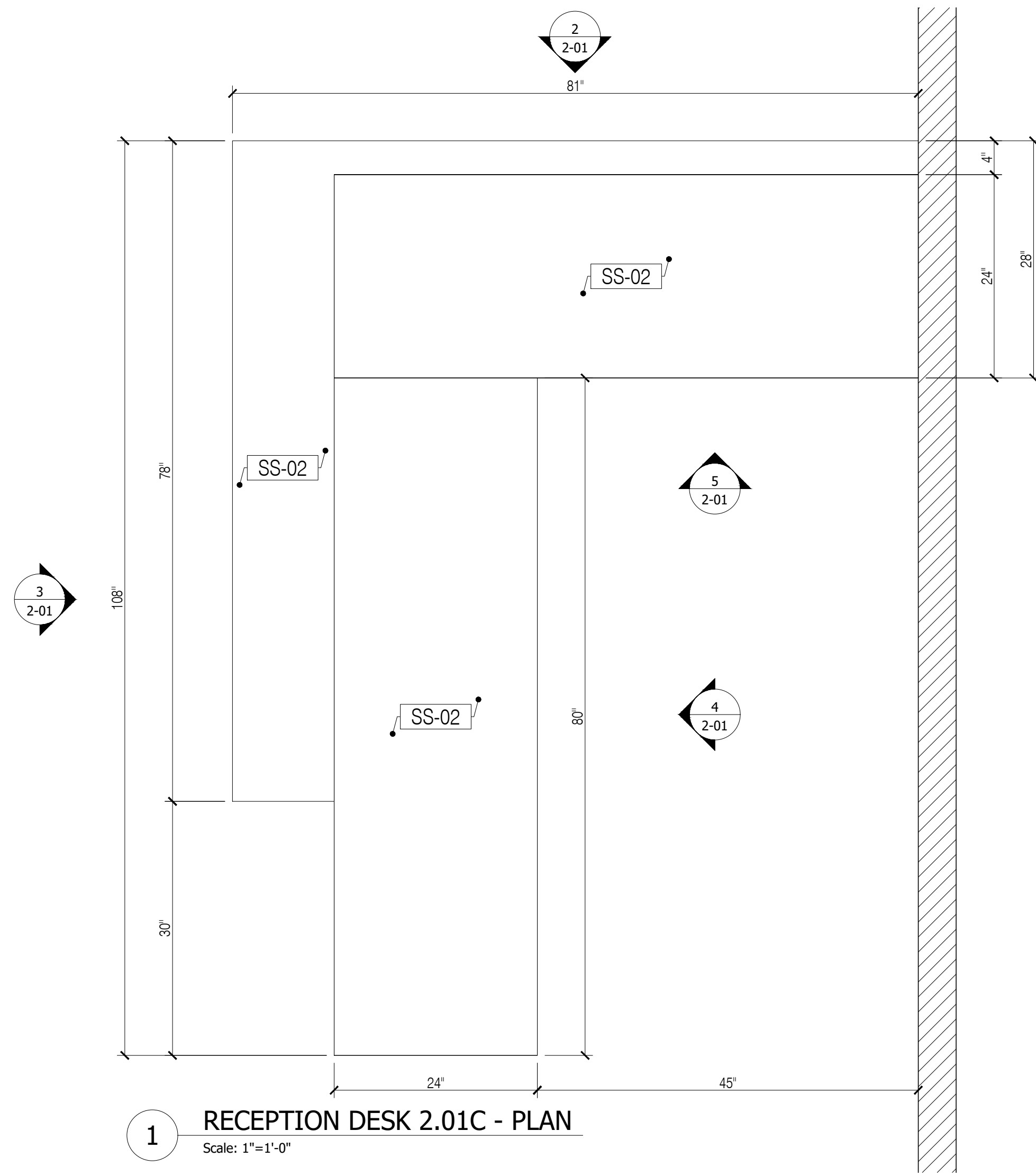
SAMPLE PROJECT



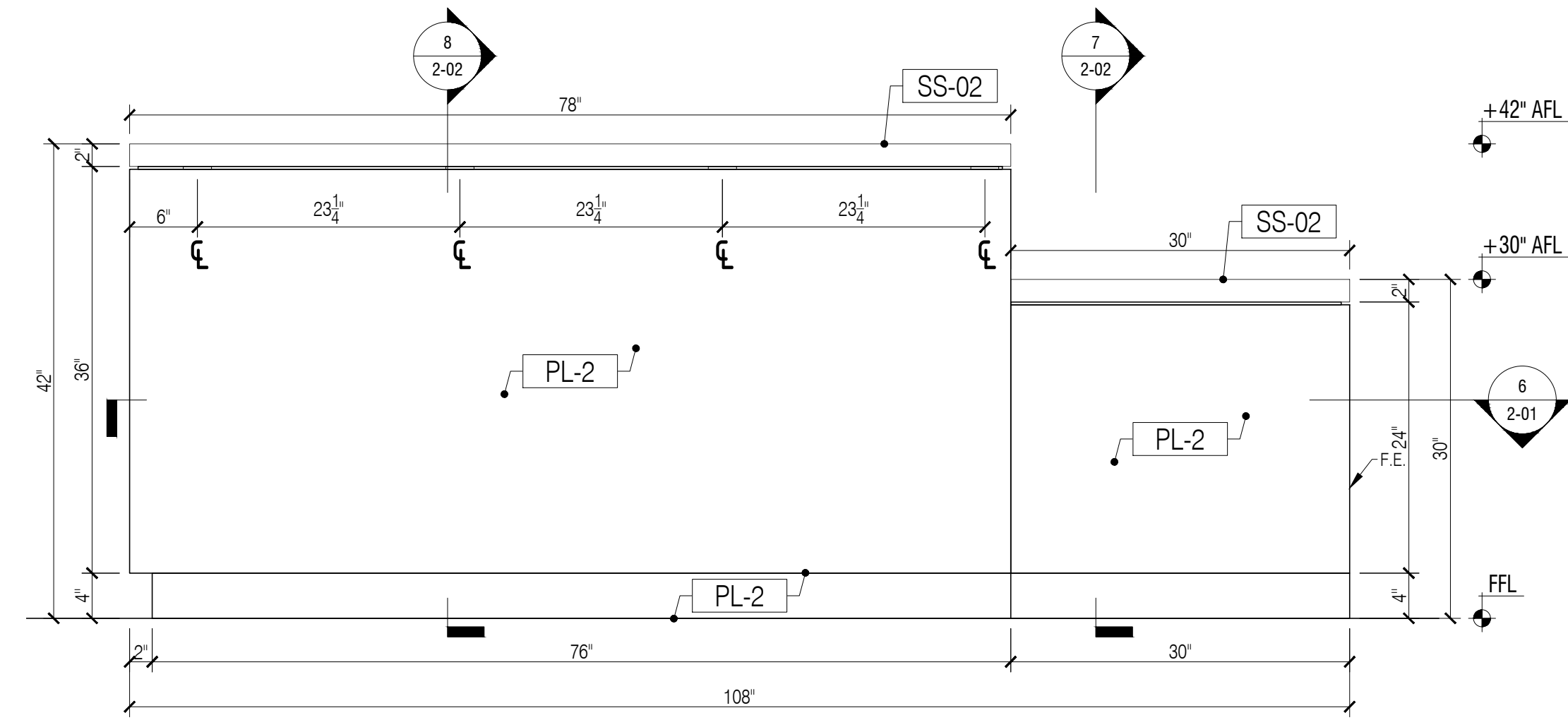
DATE : 10/12/2020
DRAWN BY : M.Z.
ARCHITECT : TPG ARCHITECTURE
1300 WALT WHITMAN ROAD MELVILLE, NY 11747
CONTRACTOR :

DRAWING TITLE : MAIL ROOM SECTION

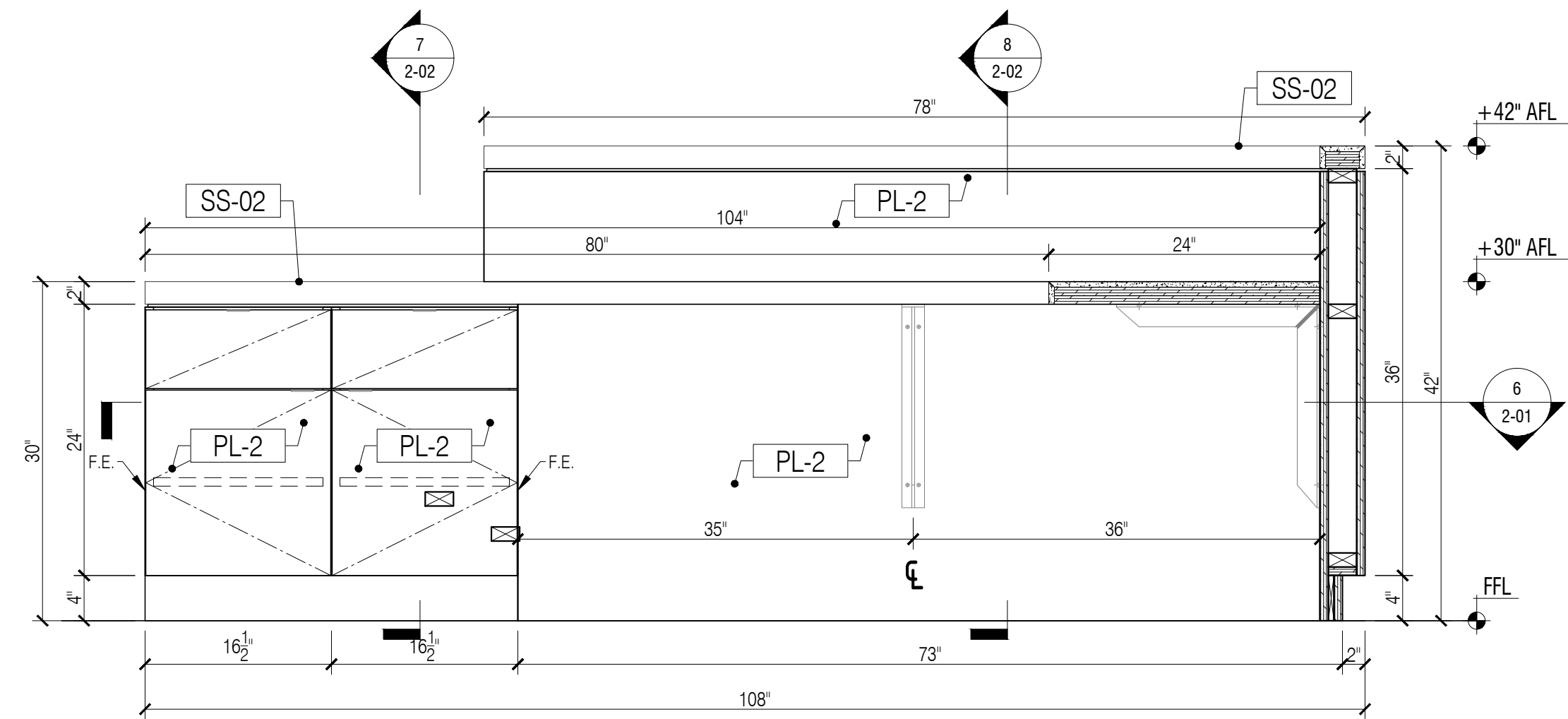
ROOM OR SPACE : 2.01B
FLOOR : 2
PROJECT NUMBER : 418-20
DRAWING NUMBER :



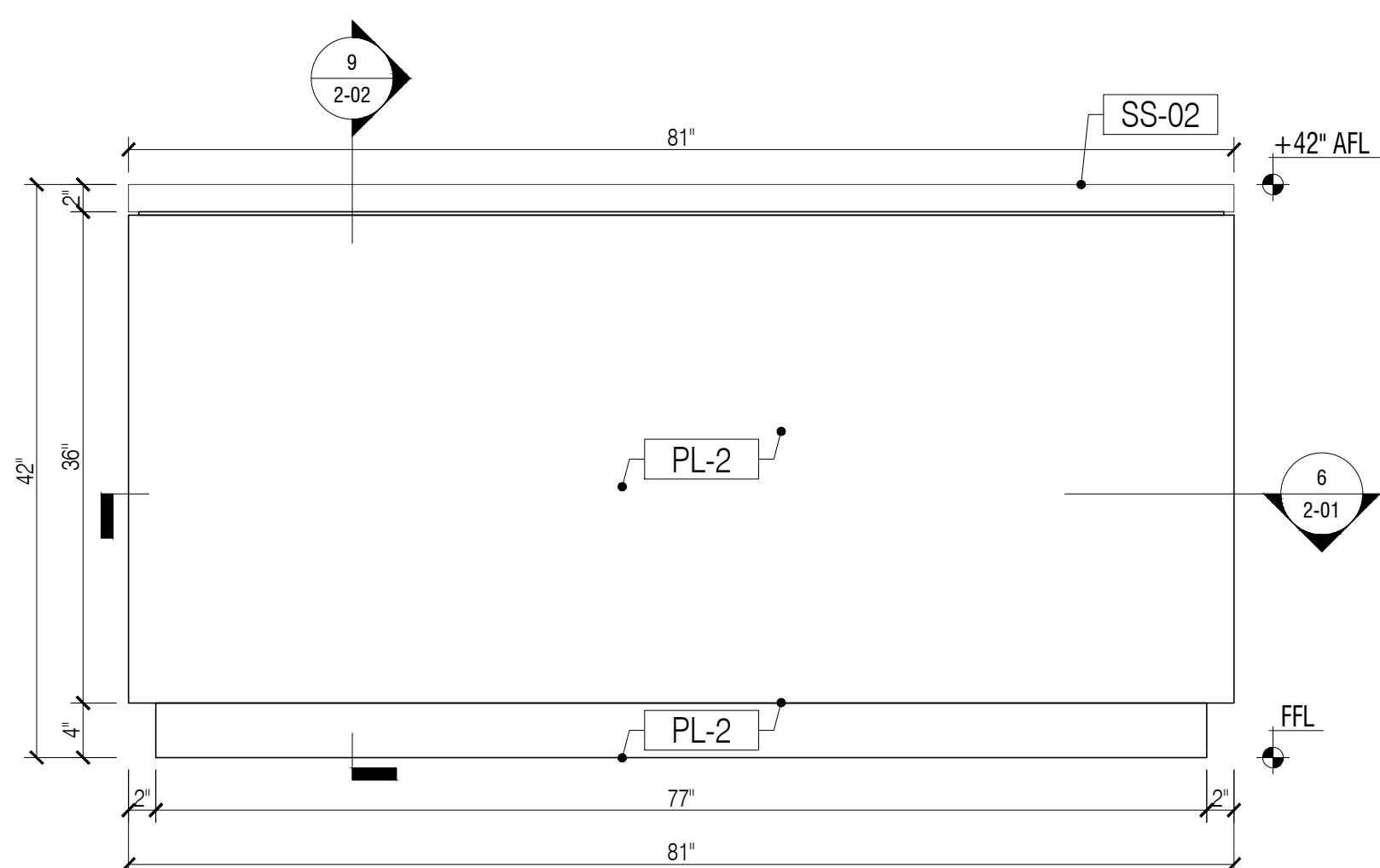
1 RECEPTION DESK 2.01C - PLAN
Scale: 1"=1'-0"



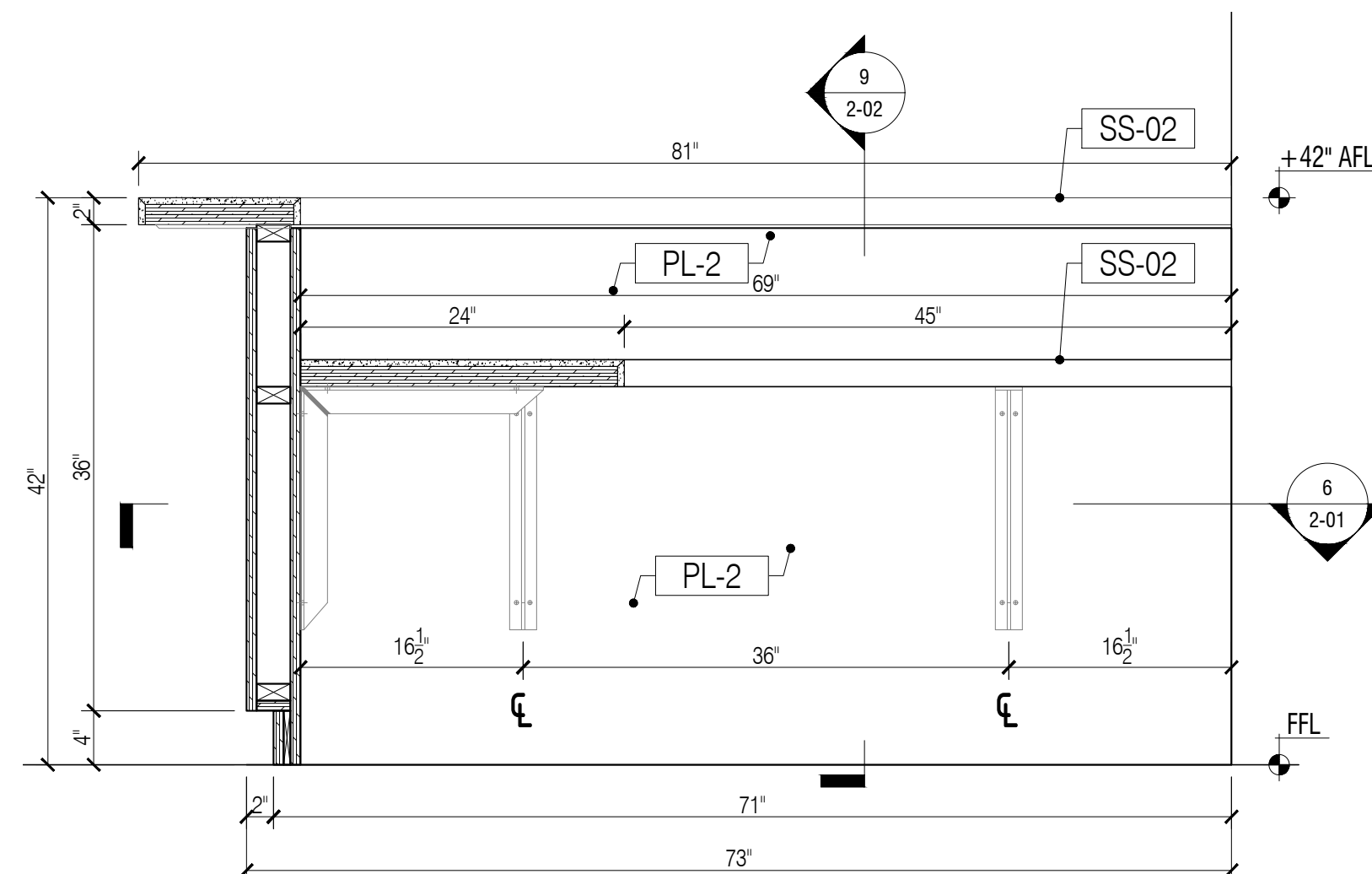
3 RECEPTION DESK 2.01C - ELEVATION
Scale: 1"=1'-0"



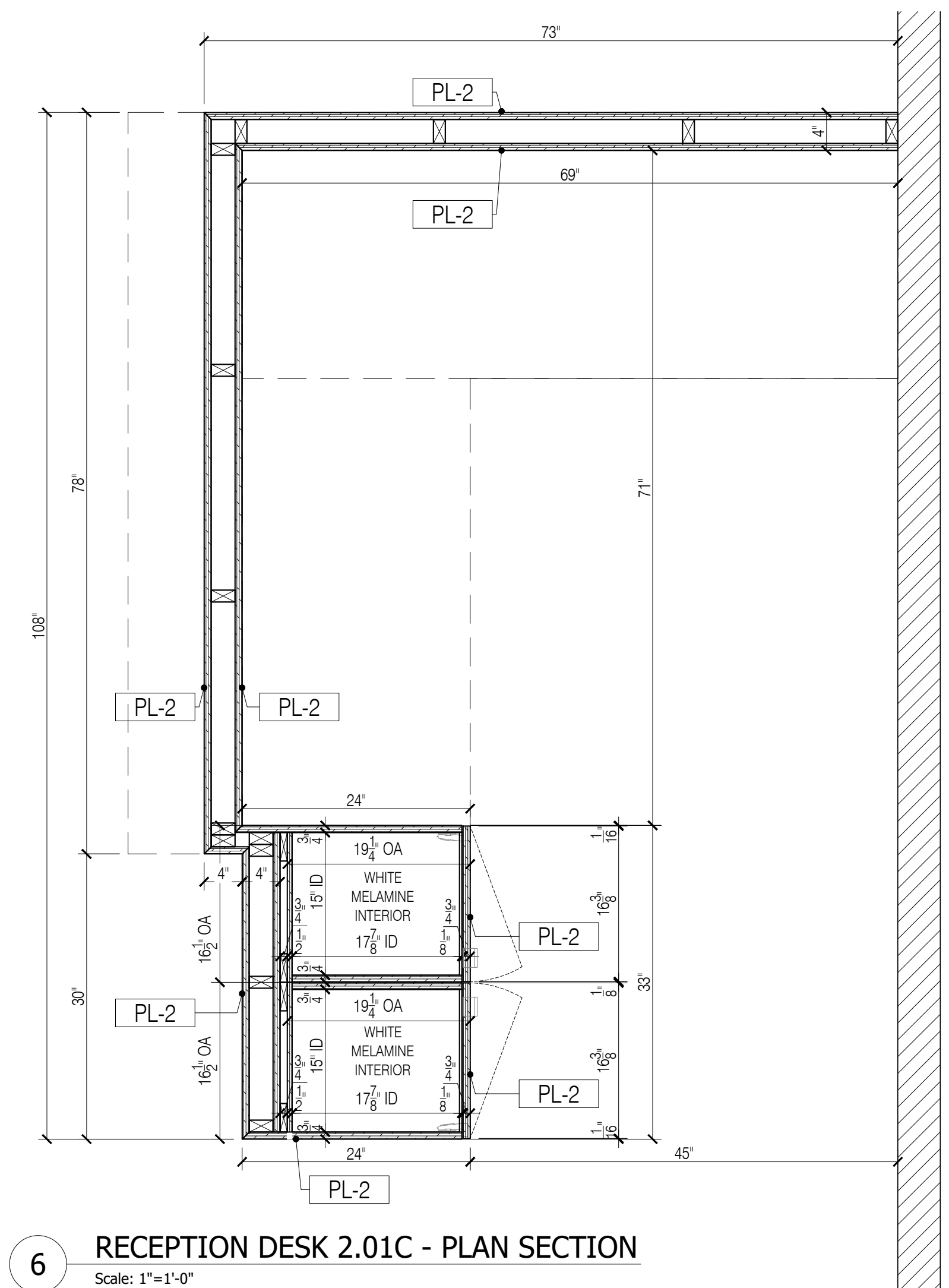
4 RECEPTION DESK 2.01C - ELEVATION
Scale: 1"=1'-0"



2 RECEPTION DESK 2.01C - ELEVATION
Scale: 1"=1'-0"



5 RECEPTION DESK 2.01C - ELEVATION
Scale: 1"=1'-0"



6 RECEPTION DESK 2.01C - PLAN SECTION
Scale: 1"=1'-0"

GENERAL NOTES

1. SEE ARCHITECTURAL DWG FOR FINISH SCHEDULE
2. ARCHITECT PLEASE CONFIRM ALL MARKED/NOTED CONDITIONS
3. ALL DIMENSIONS ARE VERIFY IN THE FIELD

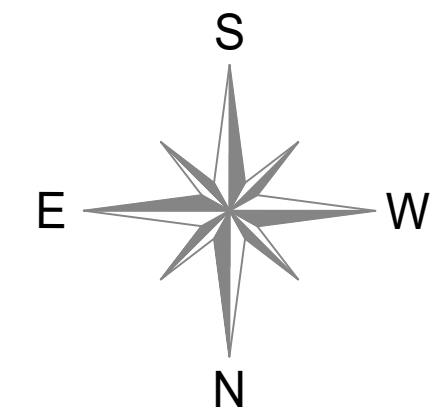
- ALL EDGES ARE TAPPED TO MATCH FACE FINISH U.N.O.
- GC TO COORDINATE EXACT LOCATION OF OUTLET WITH MILLWORK
- GC TO PROVIDE ALL NECESSARY BLOCKING AS REQUIRED

QUANTITY

ITEM #	FLOOR	DESCRIPTION	QTY	SUB TOTAL
4.	2ND.	RECEPTION DESK	1 EA.	
TOTAL			1 EA.	

REFERENCE DWG :

1. A-103.00
2. 12/A-702.00, 13/A-702.00,
3. A-502.00
4. PRE-CONSTRUCTION REV. 21, DECEMBER, 2020



DATE:	04/09/2021
NAME:	G.K.
NO:	1
REVISIONS:	SUBMISSION FOR APPROVAL
	REVISED AS PER DRAWING
	2

SAMPLE PROJECT



DATE : 04/09/2021

DRAWN BY : G.K.

ARCHITECT : TPG ARCHITECTURE
1300 WALT WHITMAN ROAD, MELVILLE, NY 11747

CONTRACTOR :

DRAWING TITLE : RECEPTION DESK
PLAN, ELEVATIONS, SECTION

ROOM OR SPACE : 2.01C 2ND.

PROJECT NUMBER : 418-20

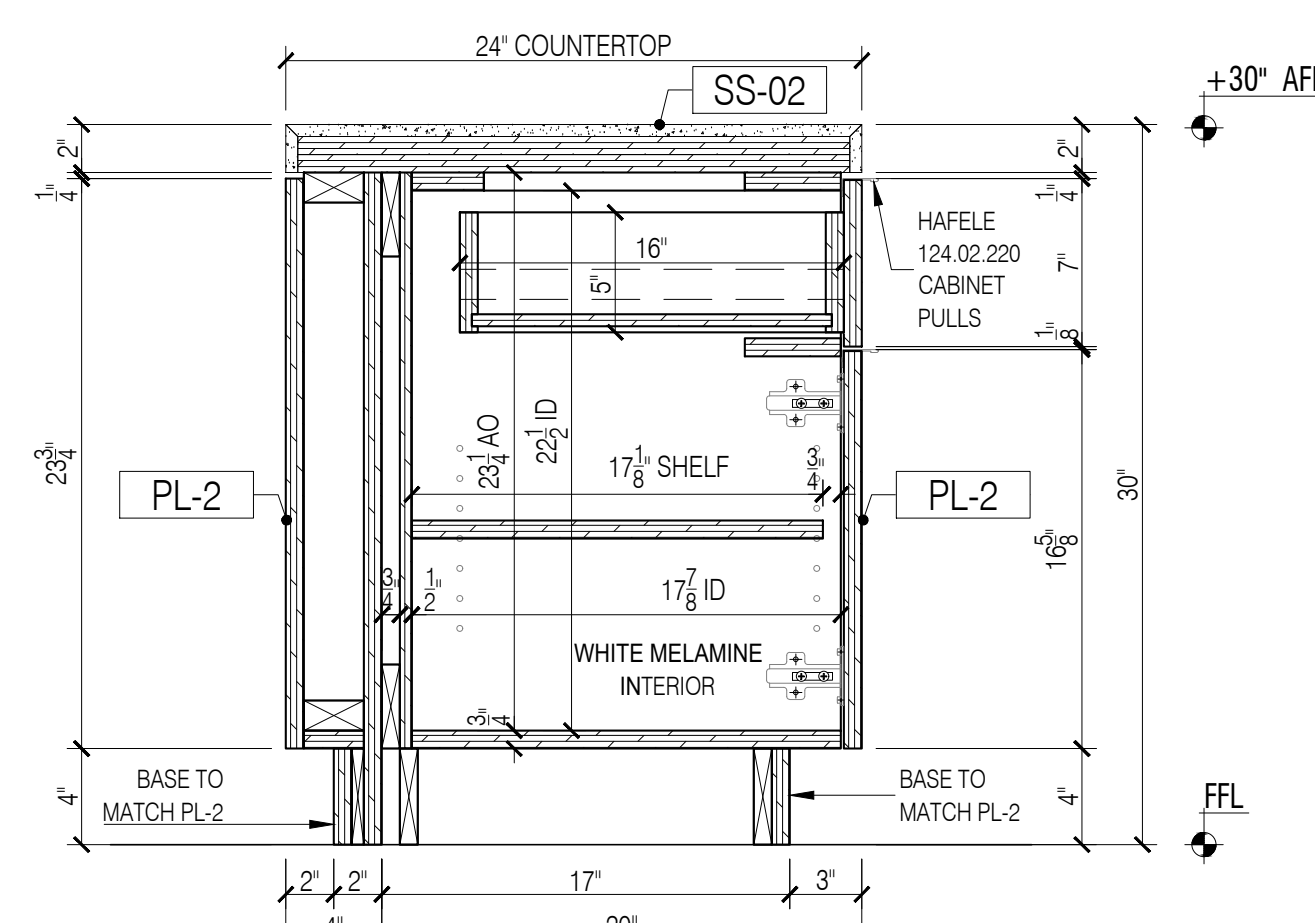
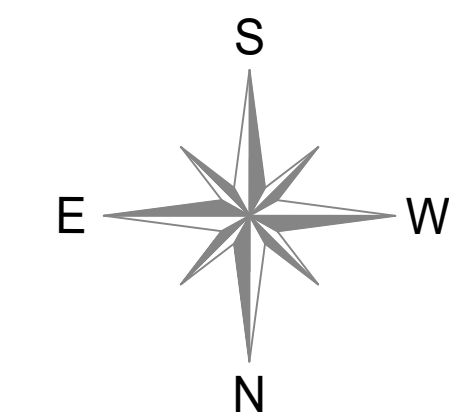
DRAWING NUMBER :

2-01

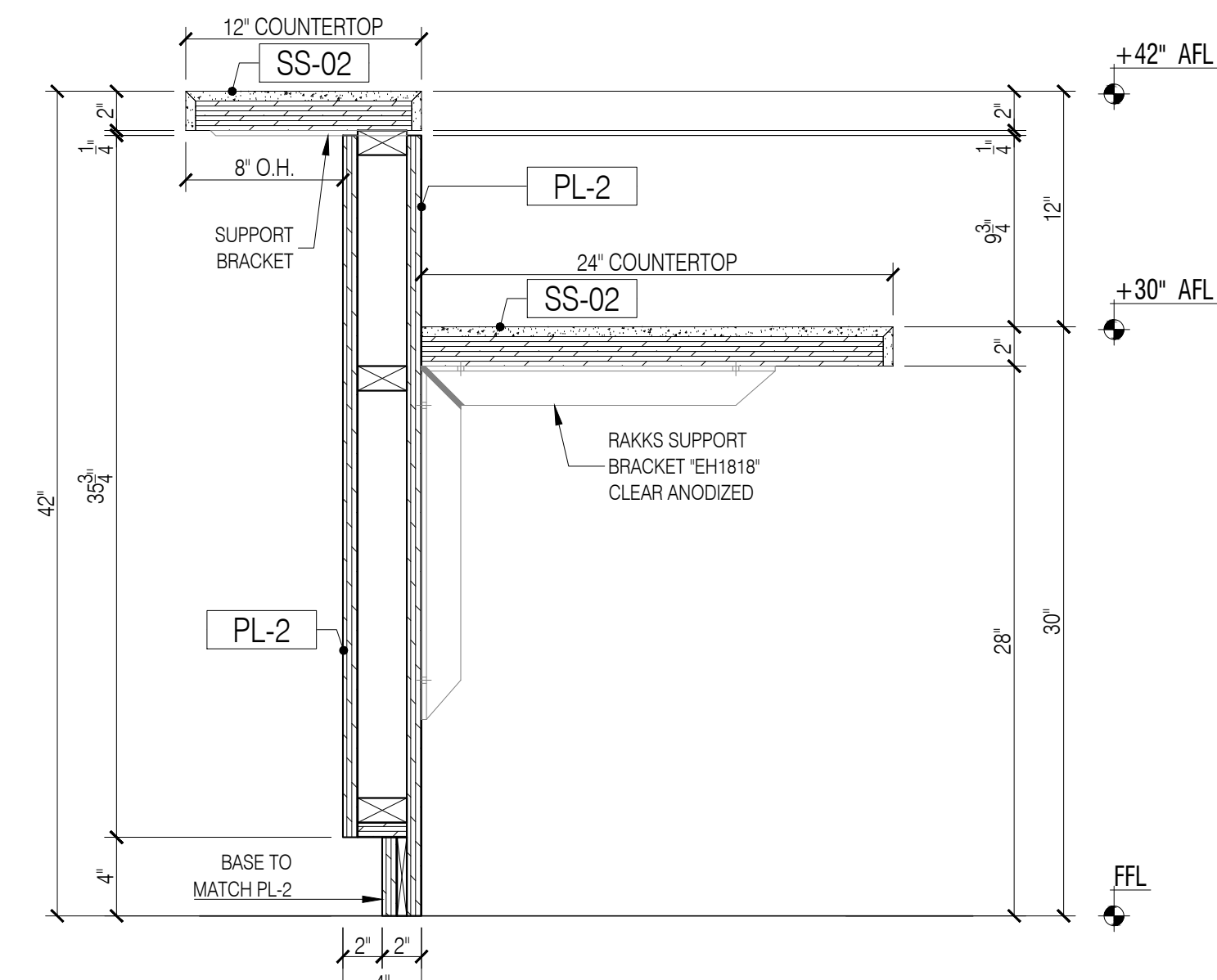
- GENERAL NOTES**
- SEE ARCHITECTURAL DWG FOR FINISH SCHEDULE
 - ARCHITECT PLEASE CONFIRM ALL MARKED/NOTED CONDITIONS
 - ALL DIMENSIONS ARE VERIFY IN THE FIELD
- ALL EDGES ARE TAPPED TO MATCH FACE FINISH U.N.O.
 - GC TO COORDINATE EXACT LOCATION OF OUTLET WITH MILLWORK
 - GC TO PROVIDE ALL NECESSARY BLOCKING AS REQUIRED

QUANTITY				
ITEM #	FLOOR	DESCRIPTION	QTY	SUB TOTAL
4	2ND.	RECEPTION DESK	1 EA.	
TOTAL			1 EA.	

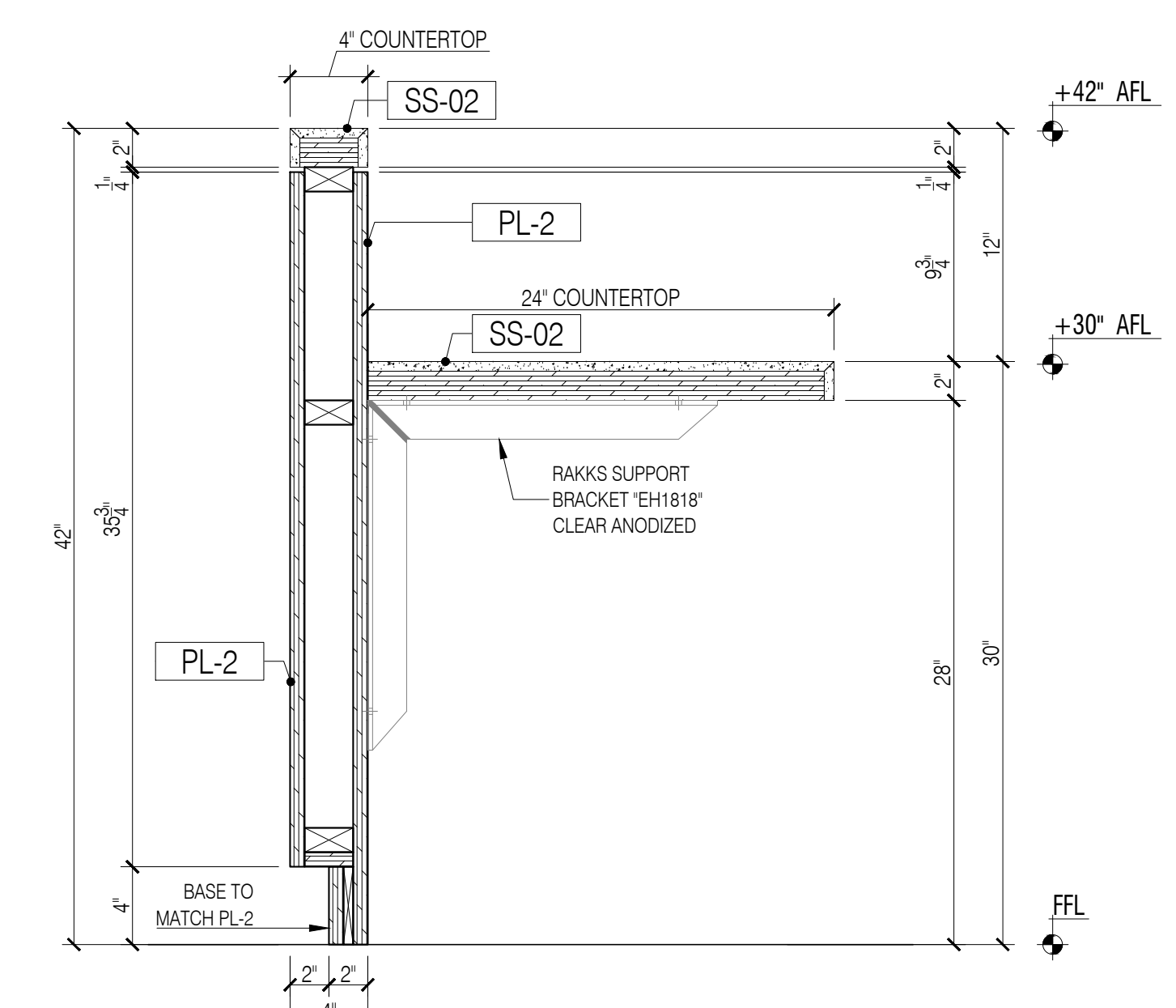
- REFERENCE DWG :**
- A-103.00
 - 12/A-702.00, 13/A-702.00,
 - A-502.00
 - PRE-CONSTRUCTION REV. 21, DECEMBER, 2020



7 RECEPTION DESK 2.01C - SECTION
Scale: 1-1/2"=1'-0"



8 RECEPTION DESK 2.01C - SECTION
Scale: 1-1/2"=1'-0"



9 RECEPTION DESK 2.01C - SECTION
Scale: 1-1/2"=1'-0"

NO:	REVISIONS:	NAME:	DATE:
1	SUBMISSION FOR APPROVAL	G.K.	04/09/2021
2	REVISED AS PER DRAWING	G.K.	04/20/2021

SAMPLE PROJECT



DATE : 04/09/2021

DRAWN BY : G.K.

ARCHITECT : TPG ARCHITECTURE
1300 WALT WHITMAN ROAD, MELVILLE, NY 11747

CONTRACTOR :

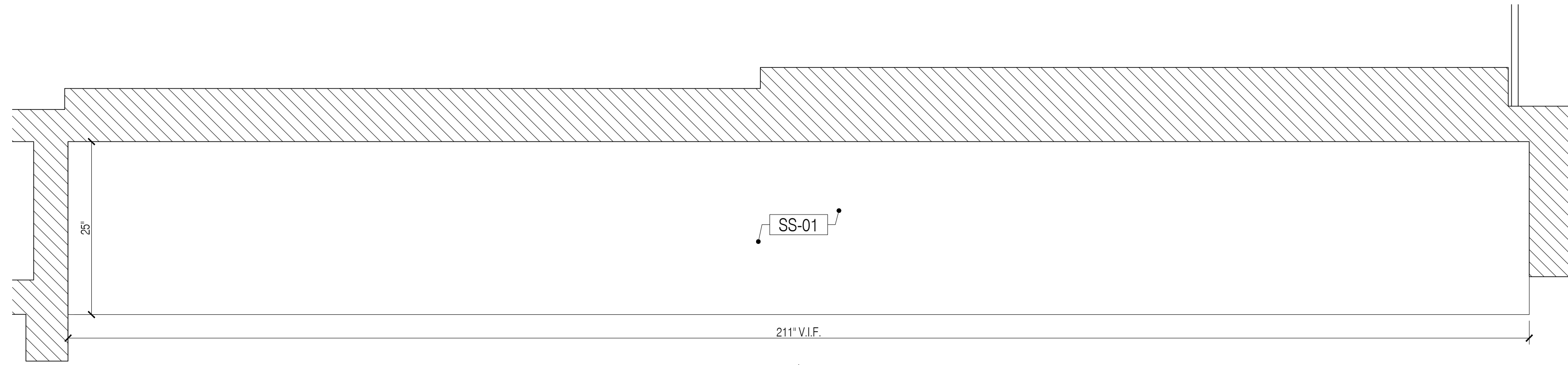
DRAWING TITLE : RECEPTION DESK SECTIONS

ROOM OR SPACE : 2.01C
FLOOR : 2ND.

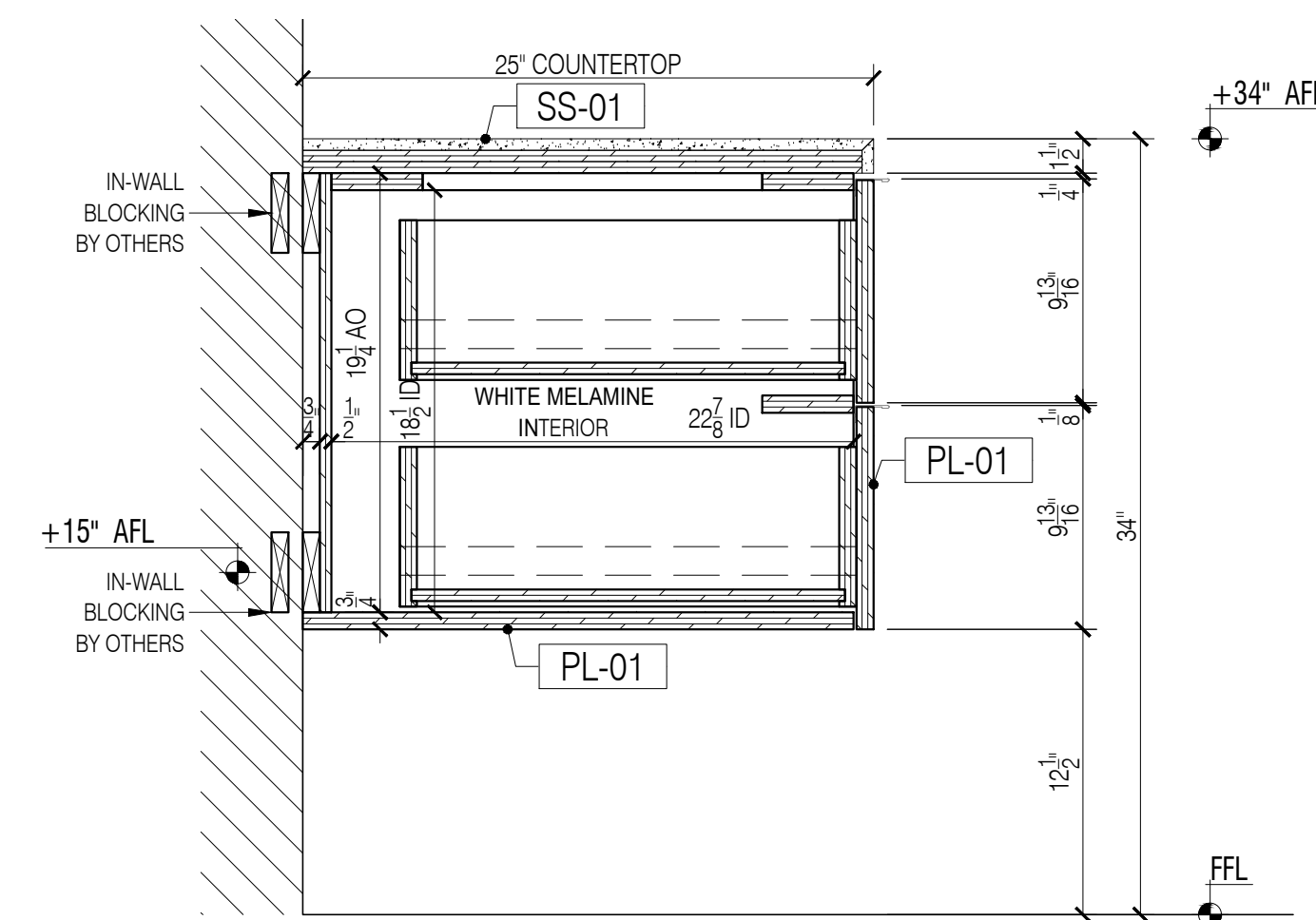
PROJECT NUMBER: 418-20

DRAWING NUMBER:

2-02



1 RECEPTION COUNTER 2.01C - PLAN
Scale: 1"=1'-0"



4 RECEPTION COUNTER 2.01C - SECTION
Scale: 1-1/2"=1'-0"

GENERAL NOTES

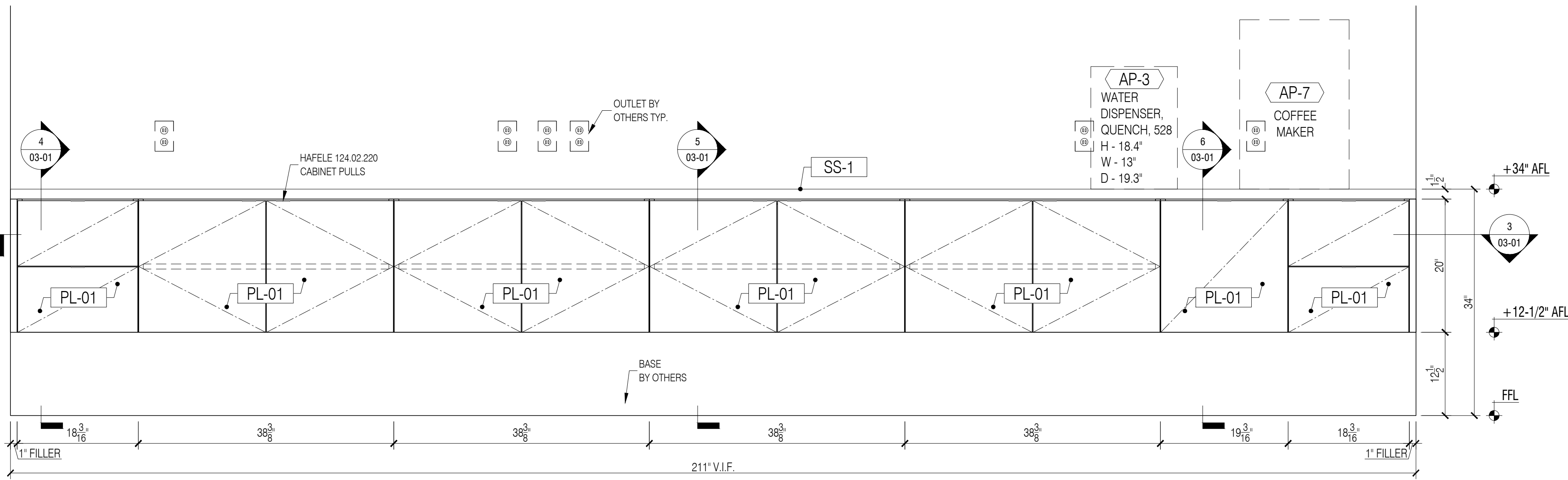

- SEE ARCHITECTURAL DWG FOR FINISH SCHEDULE
- ARCHITECT PLEASE CONFIRM ALL MARKED/NOTED CONDITIONS
- ALL DIMENSIONS ARE VERIFY IN THE FIELD

- ALL EDGES ARE TAPPED TO MATCH FACE FINISH U.N.O.
- GC TO COORDINATE EXACT LOCATION OF OUTLET WITH MILLWORK
- GC TO PROVIDE ALL NECESSARY BLOCKING AS REQUIRED

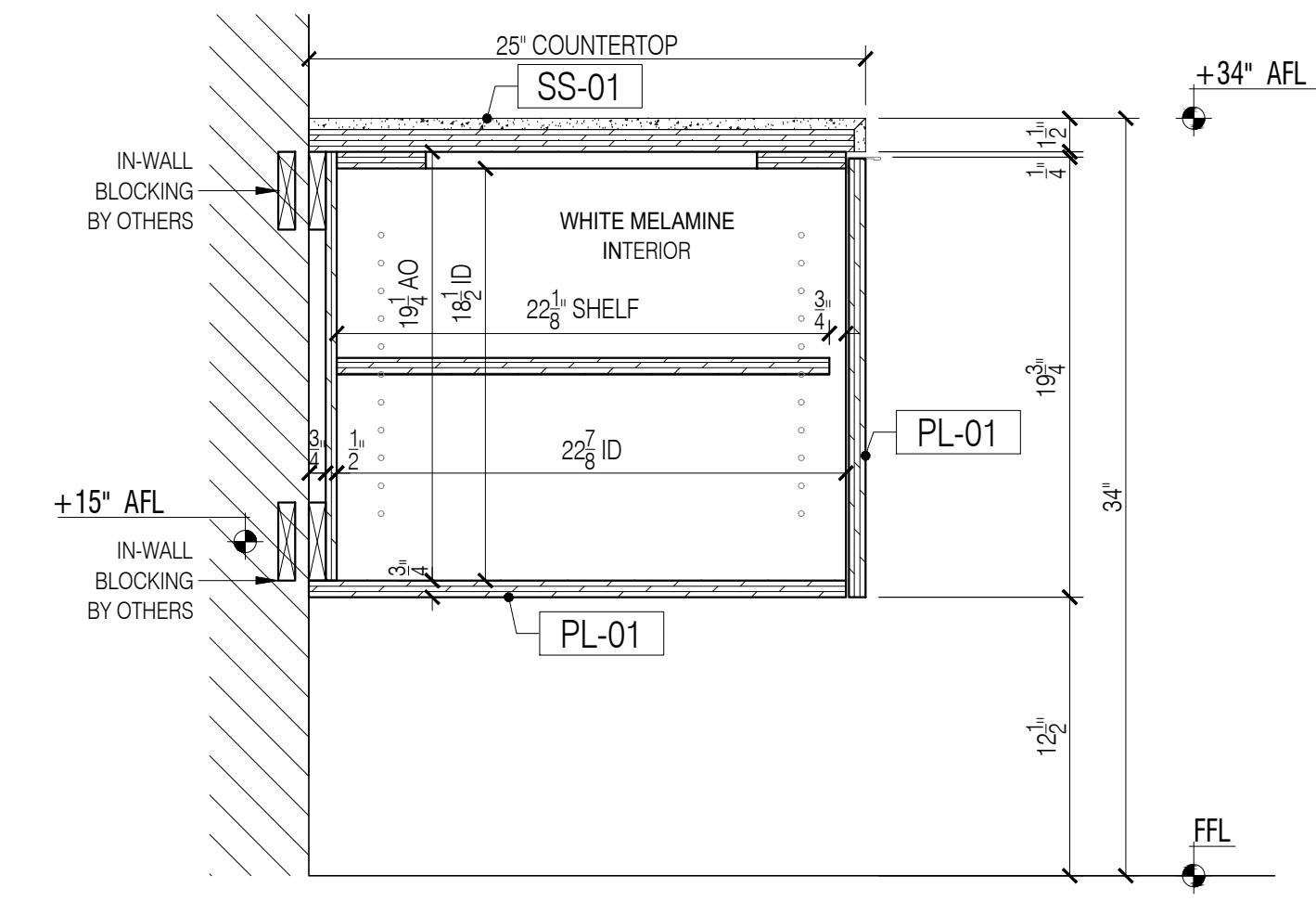
QUANTITY				
ITEM #	FLOOR	DESCRIPTION	QTY	SUB TOTAL
1.	2ND.	RECEPTION COUNTER 2.01C	1 EA	
TOTAL			1 EA	

REFERENCE DWG :

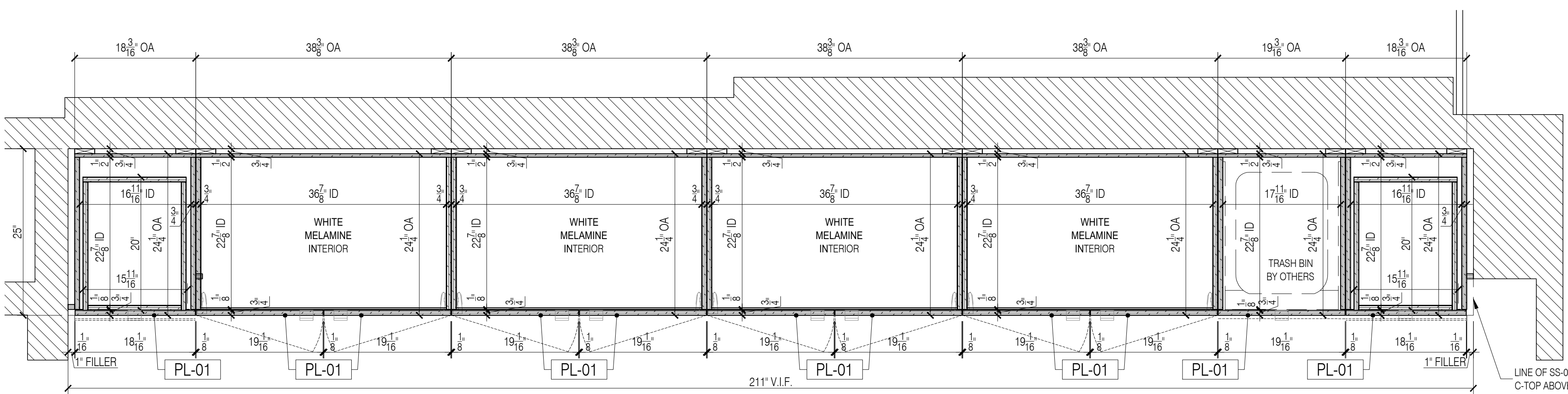
- A-101
- A-702
- A-801
- ADDENDUM #2, 21, DECEMBER, 2020



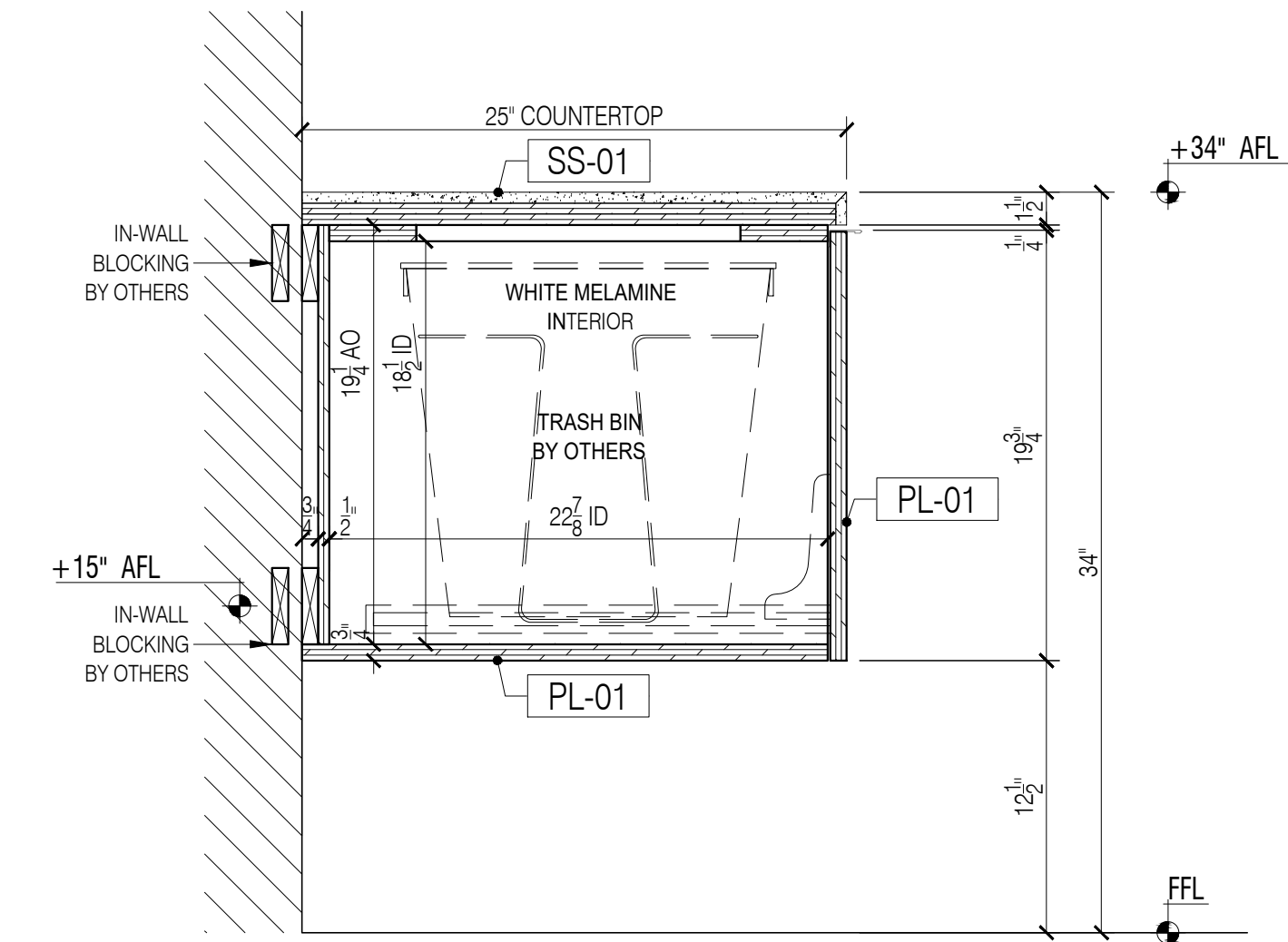
2 RECEPTION COUNTER 2.01C - ELEVATION
Scale: 1"=1'-0"



5 RECEPTION COUNTER 2.01C - SECTION
Scale: 1-1/2"=1'-0"



3 RECEPTION COUNTER 2.01C - SECTION PLAN
Scale: 1"=1'-0"



6 RECEPTION COUNTER 2.01C - SECTION
Scale: 1-1/2"=1'-0"

DATE:	04/20/2020
NAME:	B.K.
NO:	1
REVISIONS:	SUBMISSION FOR APPROVAL

SAMPLE PROJECT



DATE : 04/20/2021

DRAWN BY : B.K.

ARCHITECT : TPG ARCHITECTURE
1300 WALT WHITMAN ROAD, MELVILLE, NY 11747

CONTRACTOR :

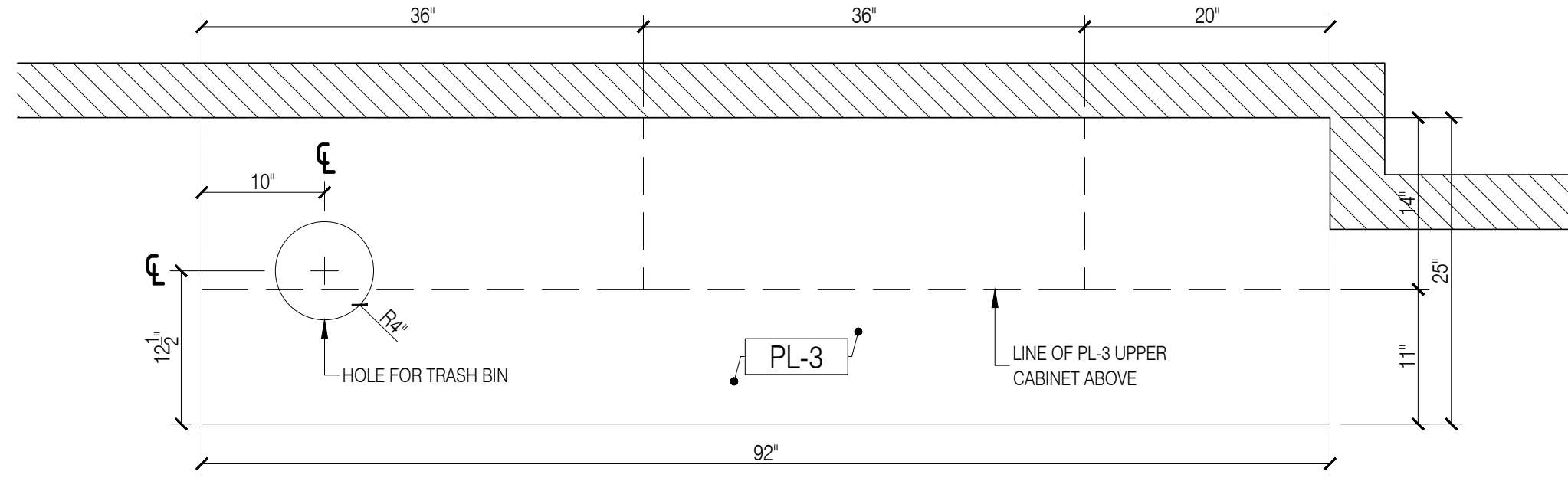
DRAWING TITLE : RECEPTION COUNTER 2.01C
PLAN, ELEVATION, SECTIONS

ROOM OR FLOOR : 2.01C 2ND.

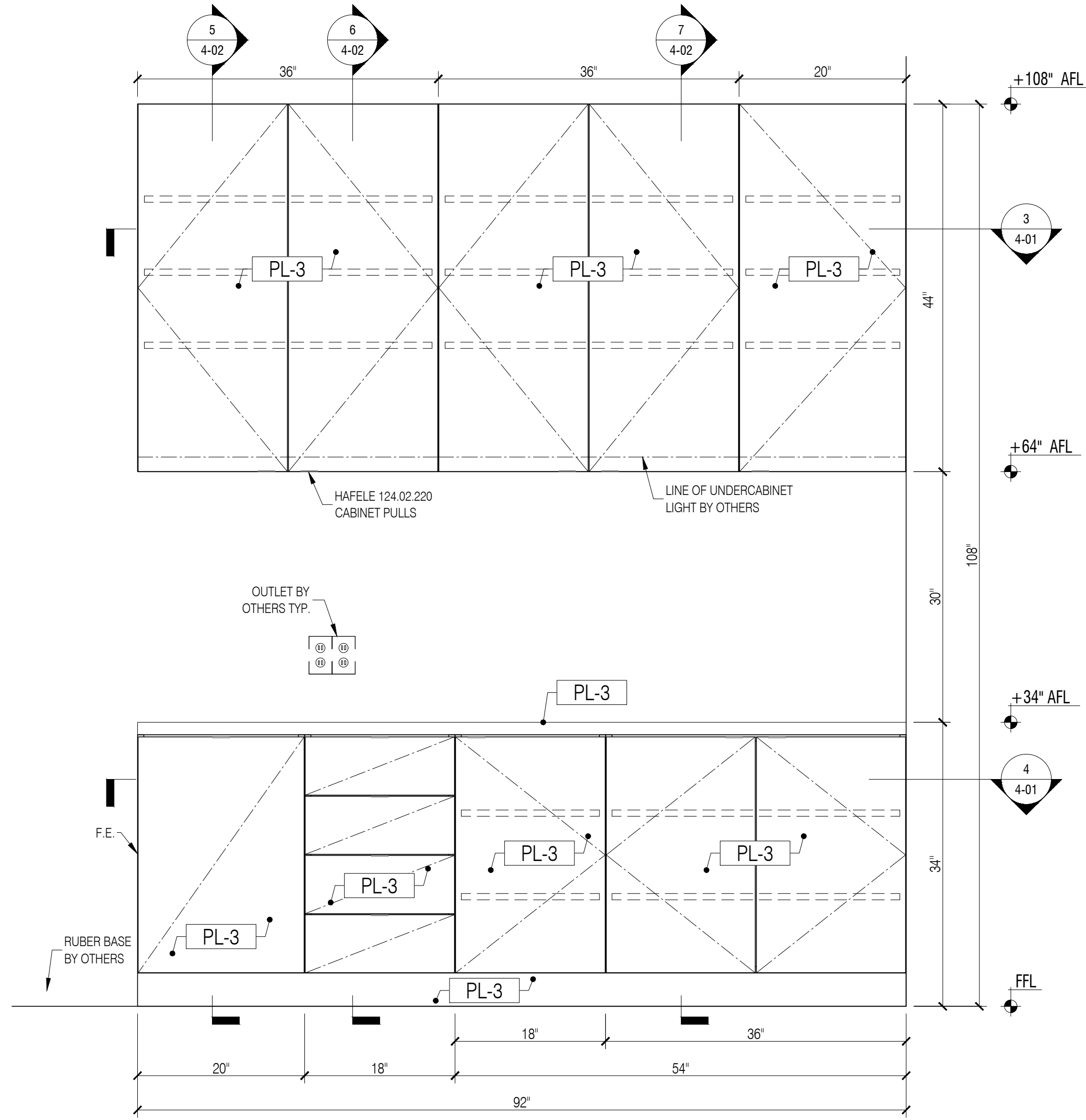
PROJECT NUMBER : 418-20

DRAWING NUMBER :

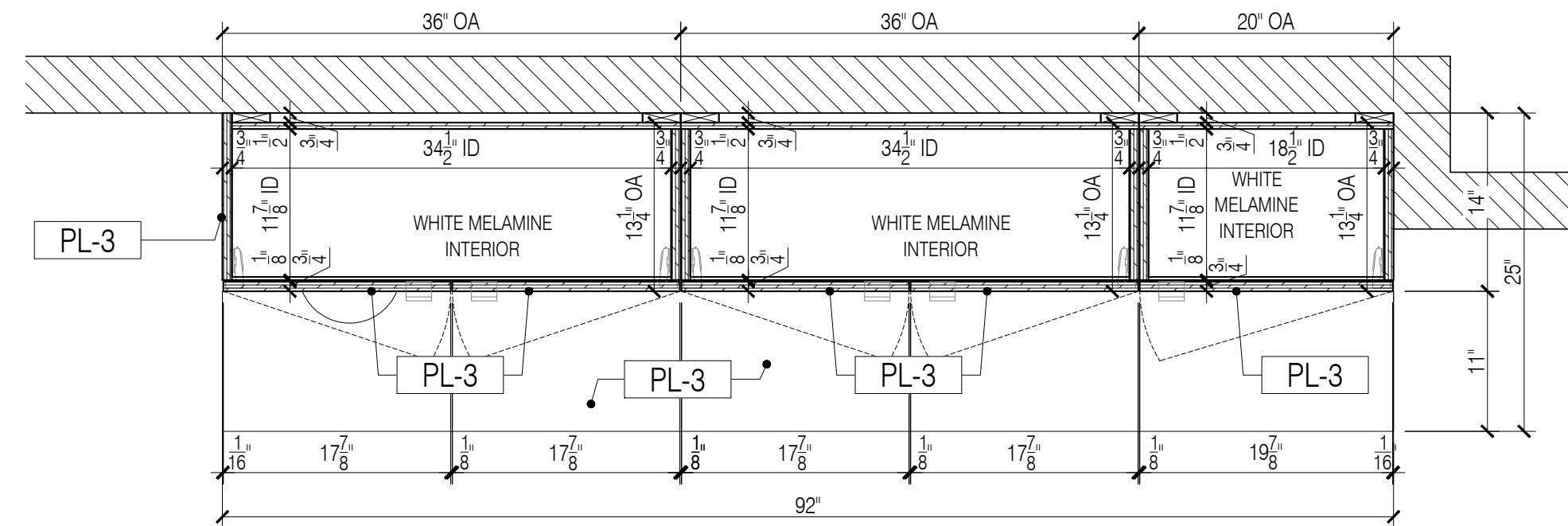
3-01



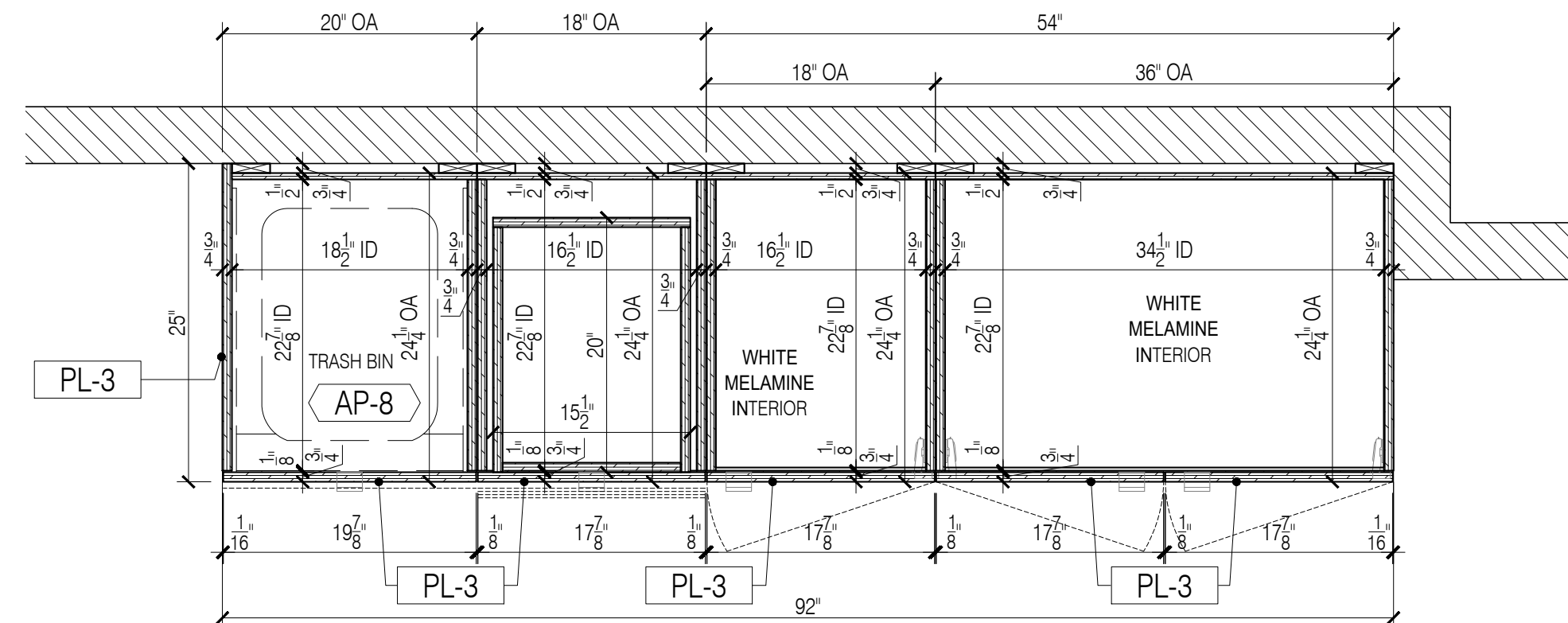
1 BRIDGE COPY/PRINT 2.03A - PLAN
Scale: 1"=1'-0"



2 BRIDGE COPY/PRINT 2.03A - ELEVATION
Scale: 1"=1'-0"



3 BRIDGE COPY/PRINT 2.03A - SECTION PLAN
Scale: 1"=1'-0"



4 BRIDGE COPY/PRINT 2.03A - SECTION PLAN
Scale: 1"=1'-0"

GENERAL NOTES

- SEE ARCHITECTURAL DWG FOR FINISH SCHEDULE
 - ARCHITECT PLEASE CONFIRM ALL MARKED/NOTED CONDITIONS
 - ALL DIMENSIONS ARE VERIFY IN THE FIELD
- ALL EDGES ARE TAPPED TO MATCH FACE FINISH U.N.O.
 - GC TO COORDINATE EXACT LOCATION OF OUTLET WITH MILLWORK
 - GC TO PROVIDE ALL NECESSARY BLOCKING AS REQUIRED

QUANTITY

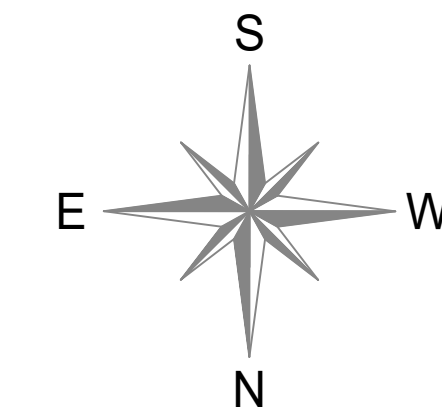
ITEM #	FLOOR	DESCRIPTION	QTY	SUB TOTAL
4	2ND.	BRIDGE COPY/PRINT	1 EA.	
TOTAL			1 EA.	

REFERENCE DWG :

- A-101.00
- 2/A-701.00
- A-801.00
- PRE-CONSTRUCTION REV. 21, DECEMBER, 2020

APPLIANCE SCHEDULE

AP-8 - TRASH BIN / HAFELE / MX WASTE BIN



DATE: 04/09/2021


NAME: G.K.

REVISIONS: SUBMISSION FOR APPROVAL

NO: 1

SAMPLE PROJECT

Finpoint
Accelerating Excellence



DATE: 04/09/2021

DRAWN BY: G.K.

ARCHITECT: TPG ARCHITECTURE
1300 WALT WHITMAN ROAD, MELVILLE, NY 11747

CONTRACTOR:

DRAWING TITLE: BRIDGE COPY/PRINT PLAN, ELEVATION, SECTIONS

ROOM OR SPACE: 2.03A 2ND.

PROJECT NUMBER: 418-20

DRAWING NUMBER:

4-01

- GENERAL NOTES**
- SEE ARCHITECTURAL DWG FOR FINISH SCHEDULE
 - ARCHITECT PLEASE CONFIRM ALL MARKED/NOTED CONDITIONS
 - ALL DIMENSIONS ARE VERIFY IN THE FIELD
- ALL EDGES ARE TAPPED TO MATCH FACE FINISH U.N.O.
 - GC TO COORDINATE EXACT LOCATION OF OUTLET WITH MILLWORK
 - GC TO PROVIDE ALL NECESSARY BLOCKING AS REQUIRED

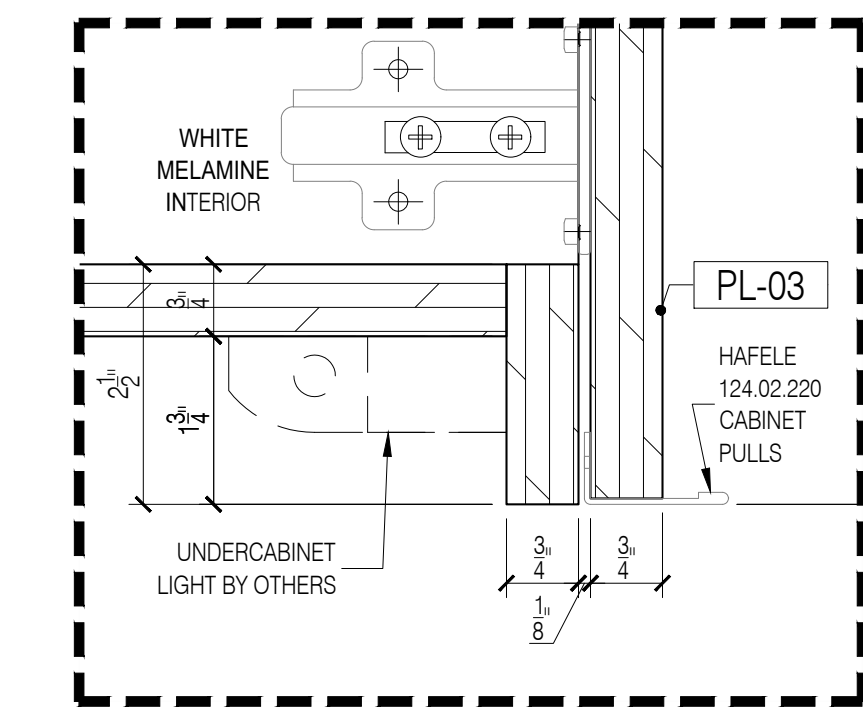
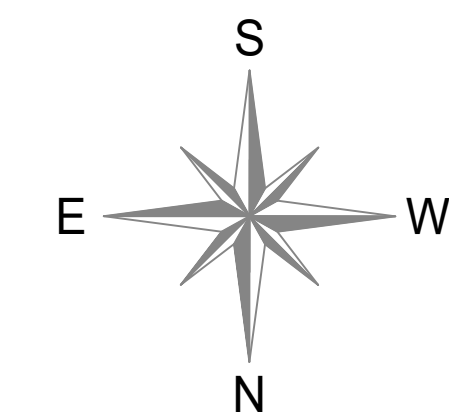
QUANTITY

ITEM #	FLOOR	DESCRIPTION	QTY	SUB TOTAL
4	2ND.	BRIDGE COPY/PRINT	1 EA.	
TOTAL			1 EA.	

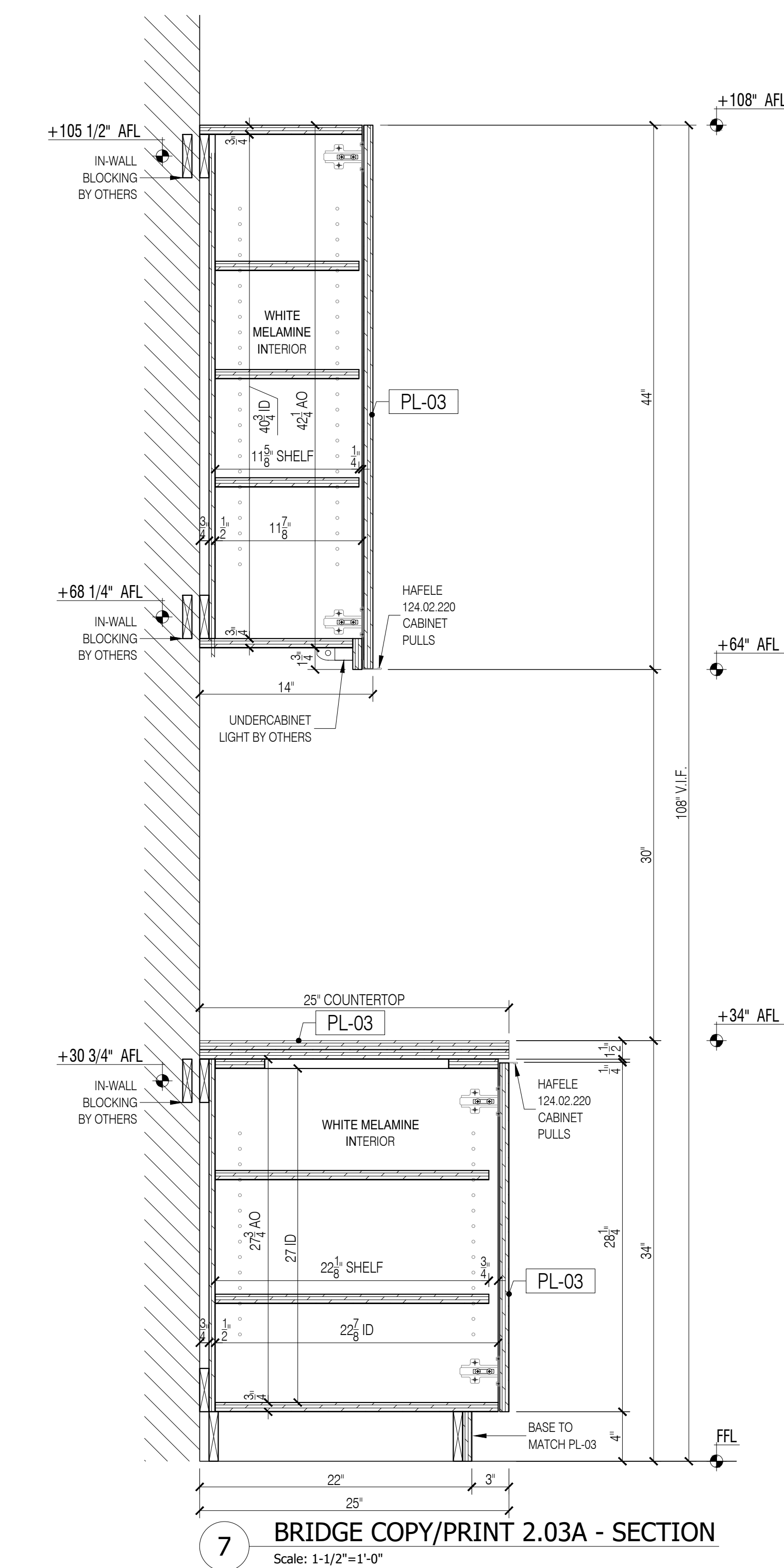
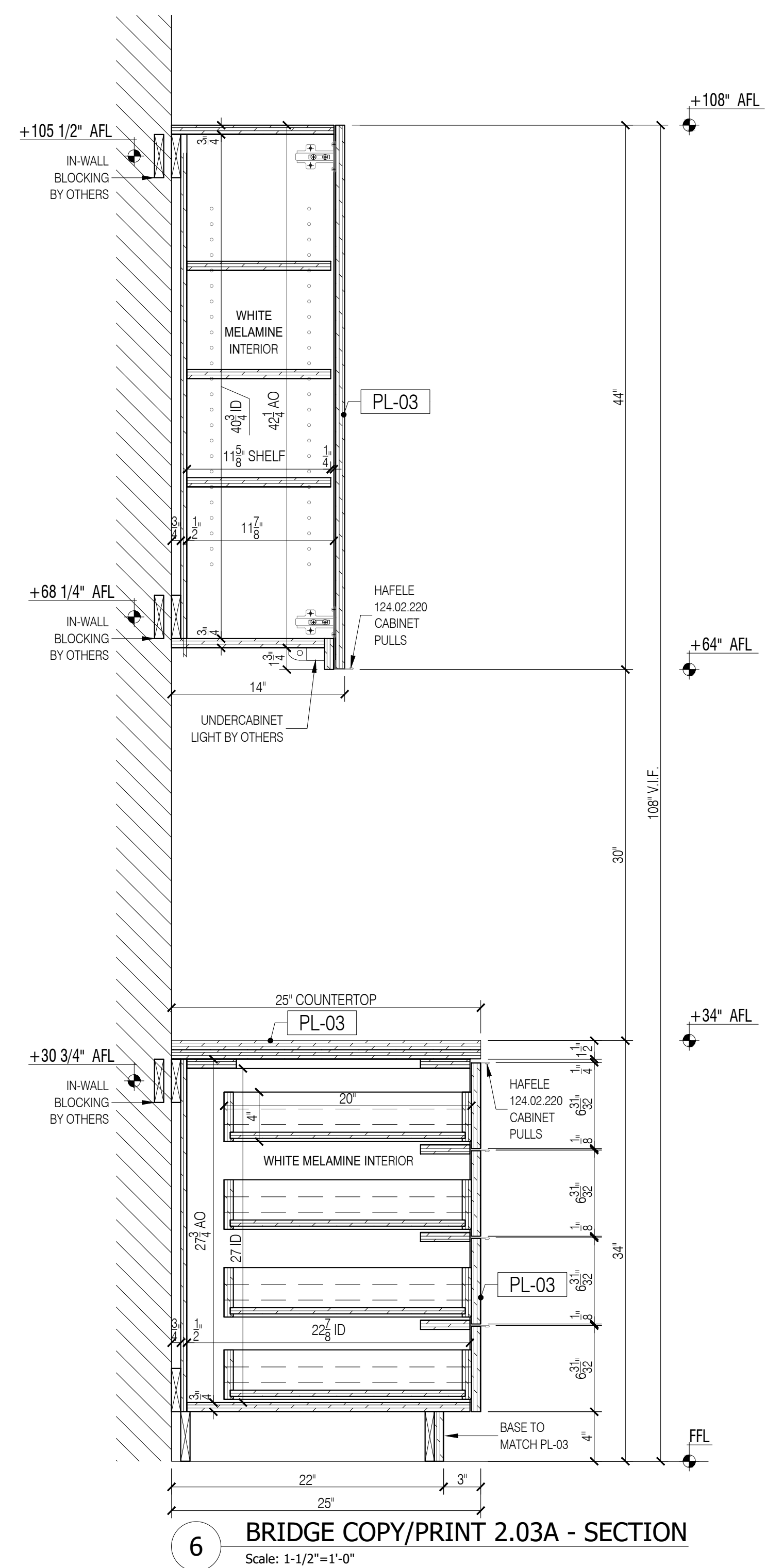
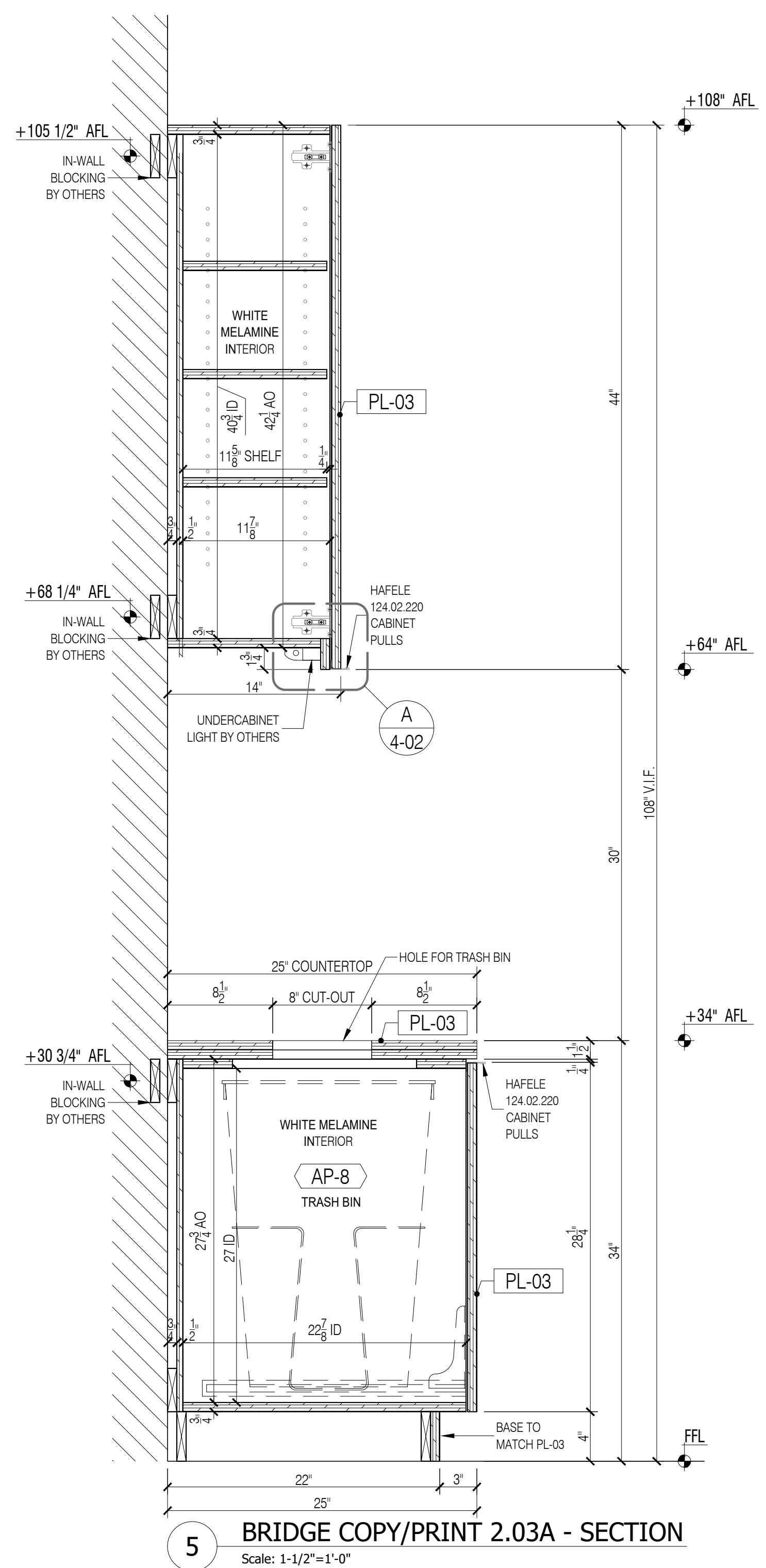
- REFERENCE DWG :**
- A-101.00
 - 2A-701.00
 - A-801.00
 - PRE-CONSTRUCTION REV. 21, DECEMBER, 2020

APPLIANCE SCHEDULE

AP-8	- TRASH BIN / HAFELE / MX WASTE BIN
------	-------------------------------------



A DETAIL - UNDERCABINET LIGHT
Scale: 6"=1'-0"

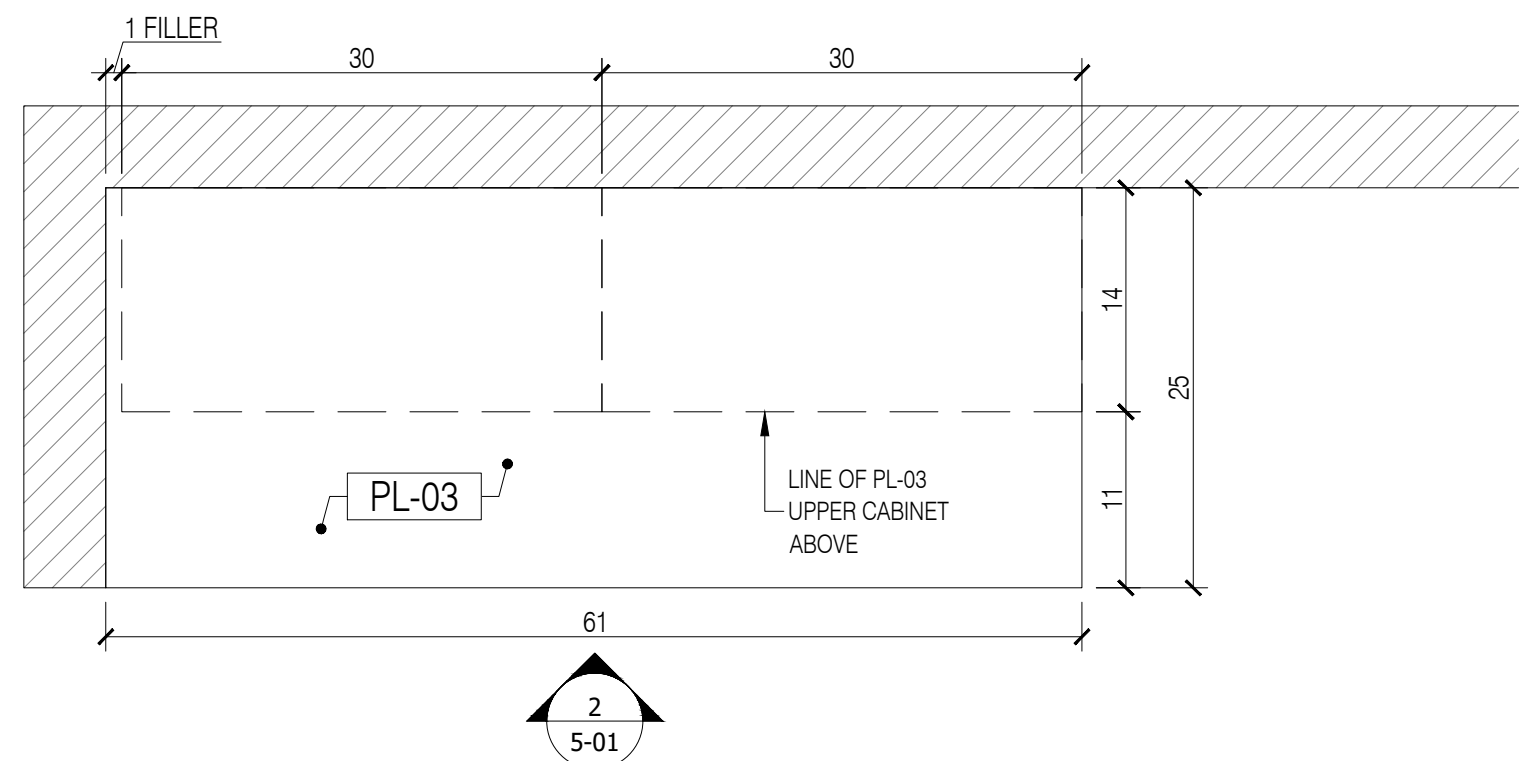


DATE: 04/09/2021
NAME: G.K.
NO: 1
REVISIONS: SUBMISSION FOR APPROVAL

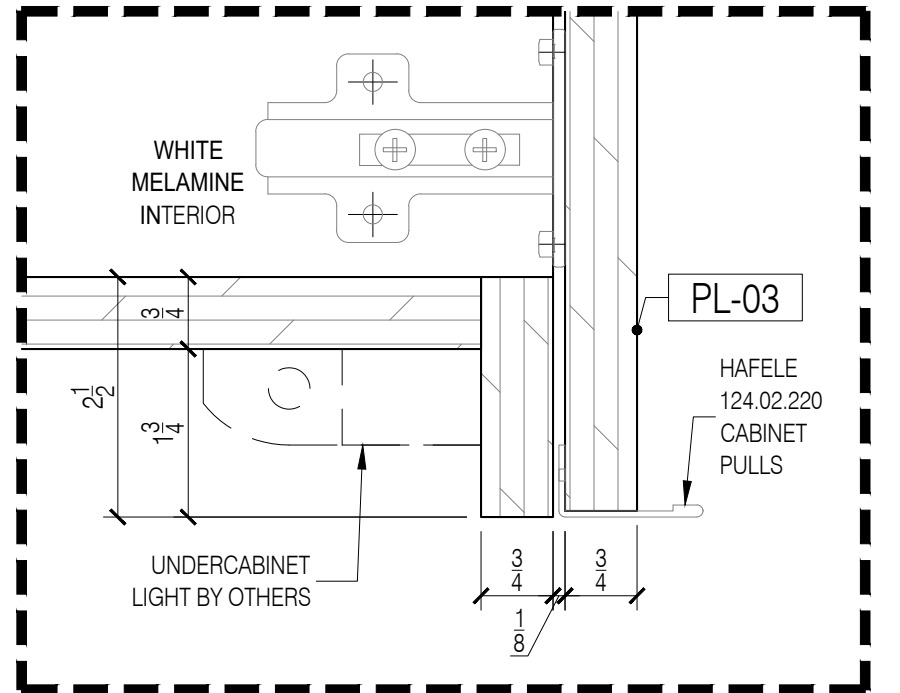
SAMPLE PROJECT

Finpoint
Accelerating Excellence

DATE: 04/09/2021
DRAWN BY: G.K.
ARCHITECT: TPG ARCHITECTURE
1300 WALT WHITMAN ROAD, MELVILLE, NY 11747
CONTRACTOR:
DRAWING TITLE: BRIDGE COPY/PRINT PLAN, ELEVATION, SECTIONS
ROOM OR SPACE: 2.03A 2ND.
PROJECT NUMBER: 418-20
DRAWING NUMBER: 4-02
2 OF 2



1 COPY PRINT AT REAL ESTATE 2.03B - PLAN
Scale: 1"=1'-0"



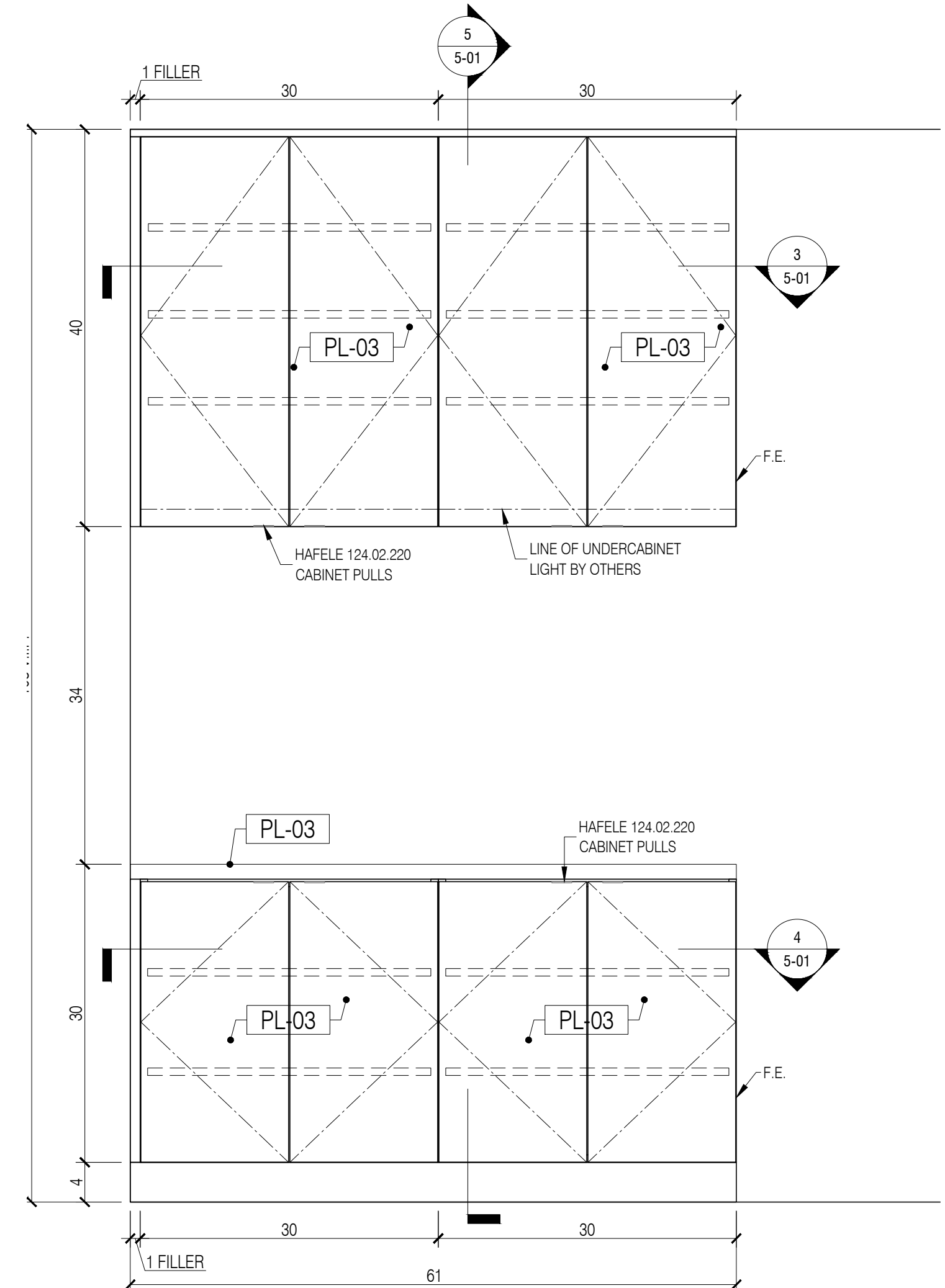

A DETAIL - UNDERCABINET LIGHT
Scale: 6"=1'-0"

NOTE:
V.I.F. CEILING HEIGHTS HOLD SPACING FROM COUNTERTOP TO
UPPERS. IF NECESSARY, SHORTEN THE HEIGHT OF UPPER
CABINETS TO ACCOMMODATE FOR ADJUSTED CEILING HEIGHT

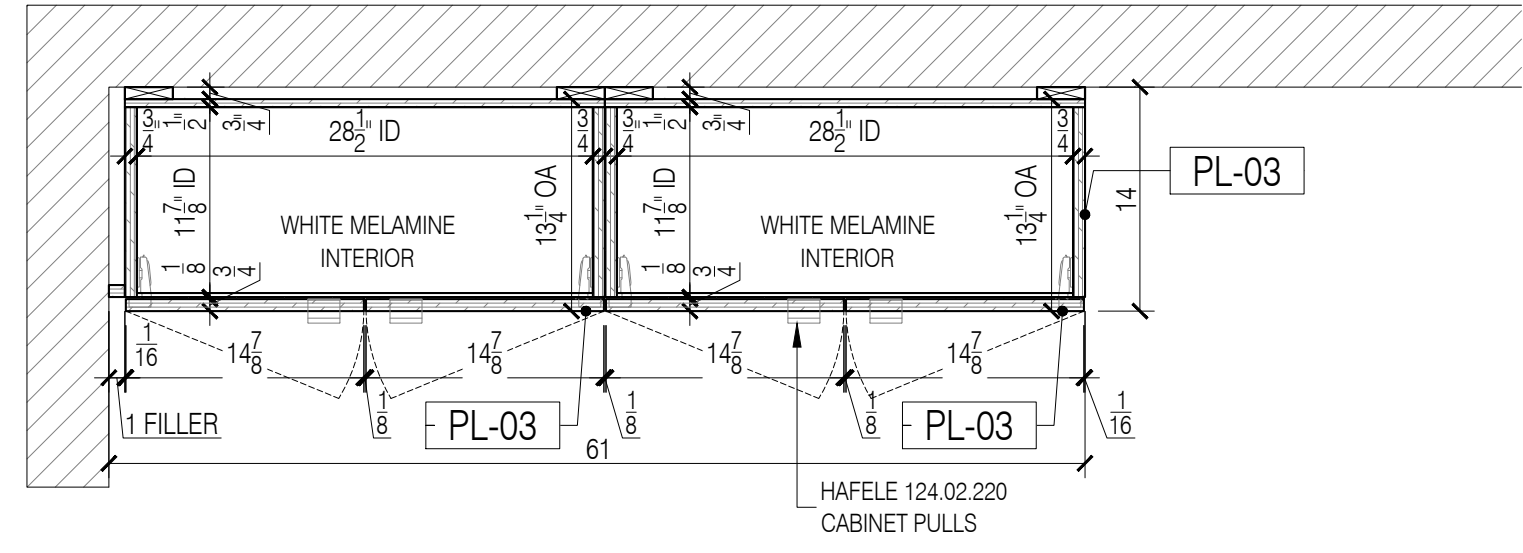
- GENERAL NOTES**
- SEE ARCHITECTURAL DWG FOR FINISH SCHEDULE
 - ARCHITECT PLEASE CONFIRM ALL MARKED/NOTED CONDITIONS
 - ALL DIMENSIONS ARE VERIFY IN THE FIELD
- ALL EDGES ARE TAPPED TO MATCH FACE FINISH U.N.O.
 - GC TO COORDINATE EXACT LOCATION OF OUTLET WITH MILLWORK
 - GC TO PROVIDE ALL NECESSARY BLOCKING AS REQUIRED

QUANTITY				
ITEM #	FLOOR	DESCRIPTION	QTY	SUB TOTAL
1.	2ND.	COPY PRINT AT REAL ESTATE 2.03B	1 EA.	
TOTAL			1 EA.	

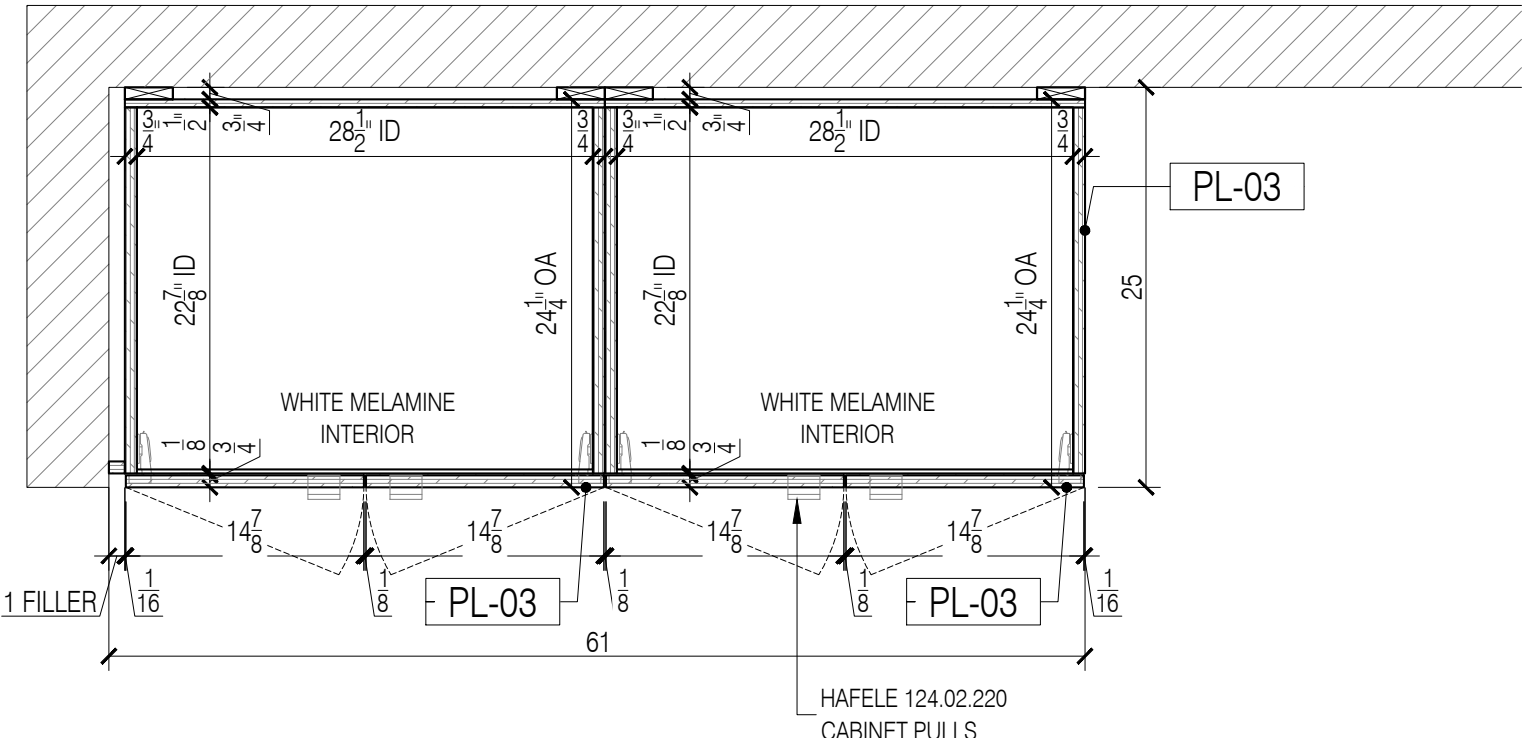
- REFERENCE DWG :**
- A-102
 - A-703
 - A-801
 - ADDENDUM #2.21, DECEMBER, 2020



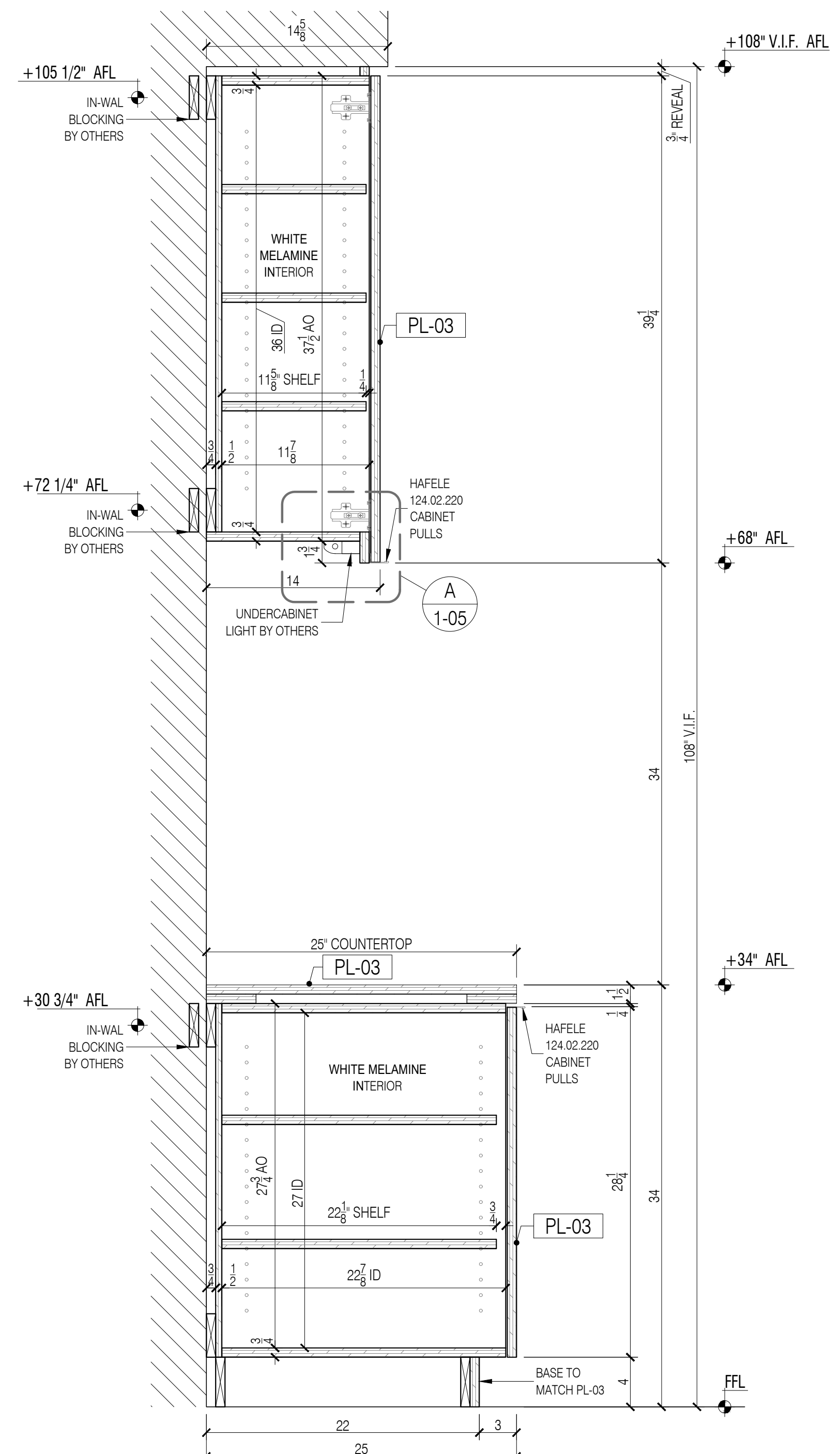
2 COPY PRINT AT REAL ESTATE 2.03B - ELEVATION
Scale: 1"=1'-0"



3 COPY PRINT AT REAL ESTATE 2.03B - SECTION PLAN
Scale: 1"=1'-0"



4 COPY PRINT AT REAL ESTATE 2.03B - SECTION PLAN
Scale: 1"=1'-0"



5 COPY PRINT AT REAL ESTATE 2.03B - SECTION
Scale: 1-1/2"=1'-0"

NO.	REVISIONS:	DATE:
1	SUBMISSION FOR APPROVAL	04/01/2021
2	REVISED AS PER COMMENTS	04/20/2021

SAMPLE PROJECT



DATE : 10/12/2020

DRAWN BY : M.Z.

ARCHITECT :
TPG ARCHITECTURE
1300 WALT WHITMAN ROAD MELVILLE, NY 11747

CONTRACTOR :

DRAWING TITLE :
COPY PRINT AT REAL ESTATE
PLAN, ELEVATION, SECTION, DETAIL

ROOM OR FLOOR :
SPACE : 2.03B 2

PROJECT NUMBER:
418-20

DRAWING NUMBER:

5-01

NOTE:
GC TO COORDINATE SINK LOCATIONS
TO ALLOW FOR PAPER DISPENSER
BETWEEN MIRRORS. MIRRORS TO BE
ON CENTER WITH SINKS

GENERAL NOTES

- SEE ARCHITECTURAL DWG FOR FINISH SCHEDULE
 - ARCHITECT PLEASE CONFIRM ALL MARKED/NOTED CONDITIONS
 - ALL DIMENSIONS ARE VERIFY IN THE FIELD
- ALL EDGES ARE TAPPED TO MATCH FACE FINISH U.N.O.
 - GC TO COORDINATE EXACT LOCATION OF OUTLET WITH MILLWORK
 - GC TO PROVIDE ALL NECESSARY BLOCKING AS REQUIRED

QUANTITY

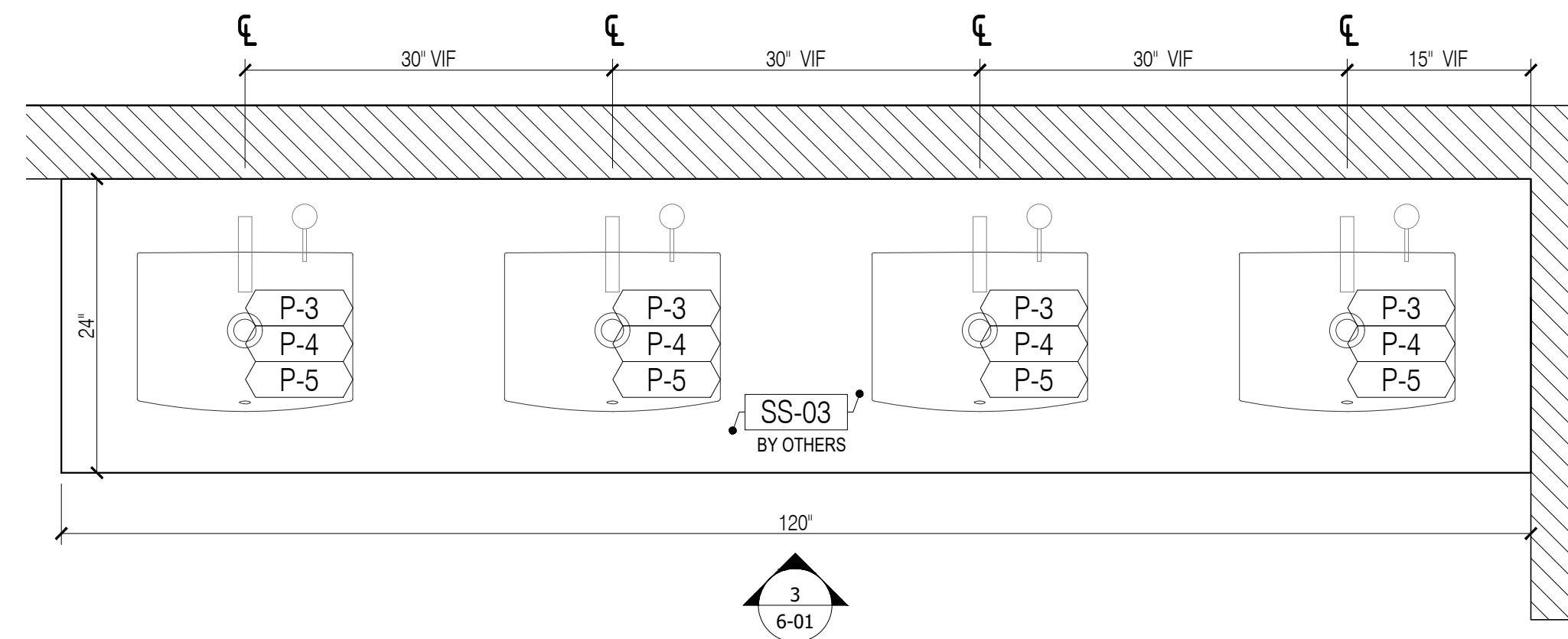
ITEM #	FLOOR	DESCRIPTION	QTY	SUB TOTAL
6.	2ND.	WOMEN'S RR VANITY	1 EA.	
6.	2ND.	MENS RR VANITY	1 EA.	
TOTAL			2 EA.	

REFERENCE DWG :

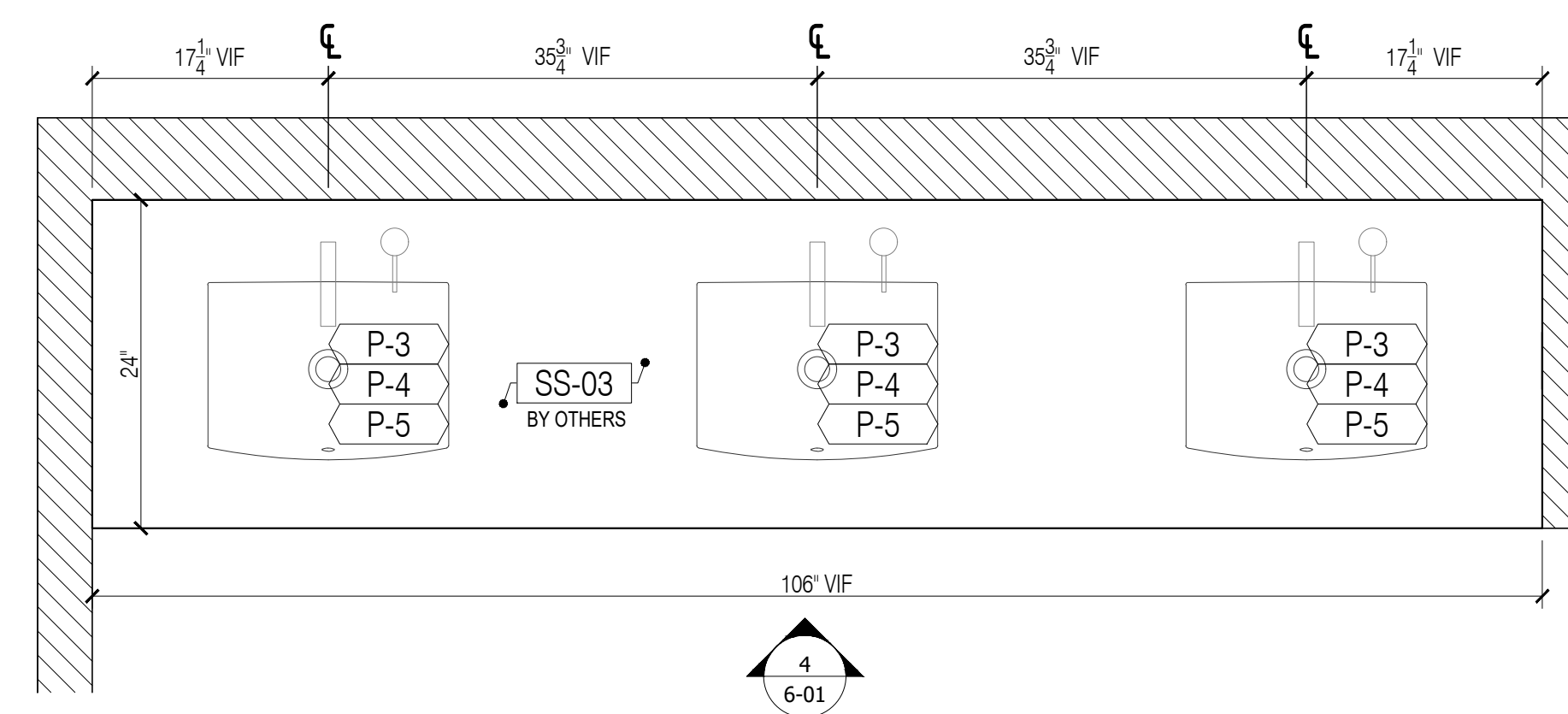
- A-103.00
- A-705.00
- A-801.00
- PRE-CONSTRUCTION REV. 21, DECEMBER, 2020

APPLIANCE SCHEDULE

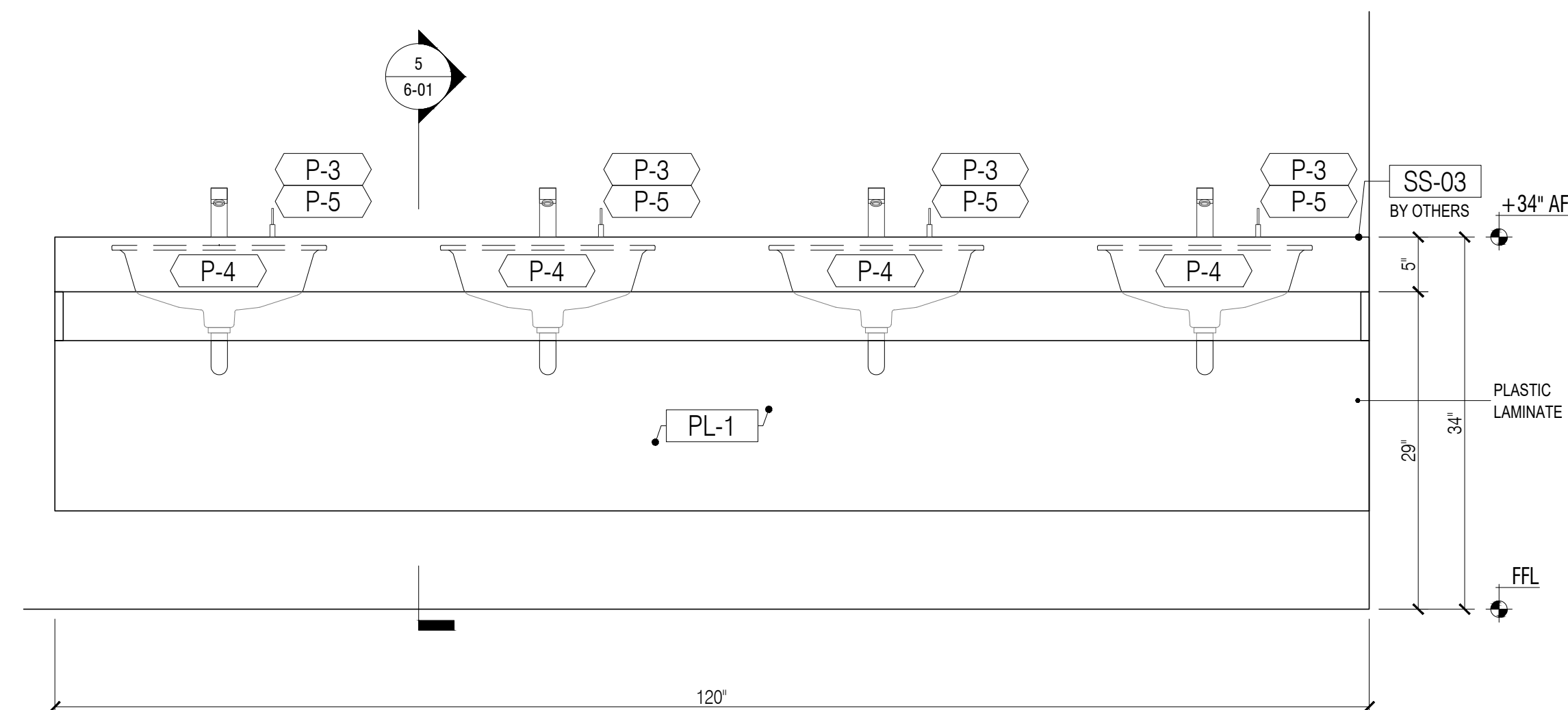
P-3	- SOAP DISPENSER / TOTO / TES100AA
P-4	- SINK / KOHLER / #K-2355
P-5	- FAUCET/TOTO/TEL145



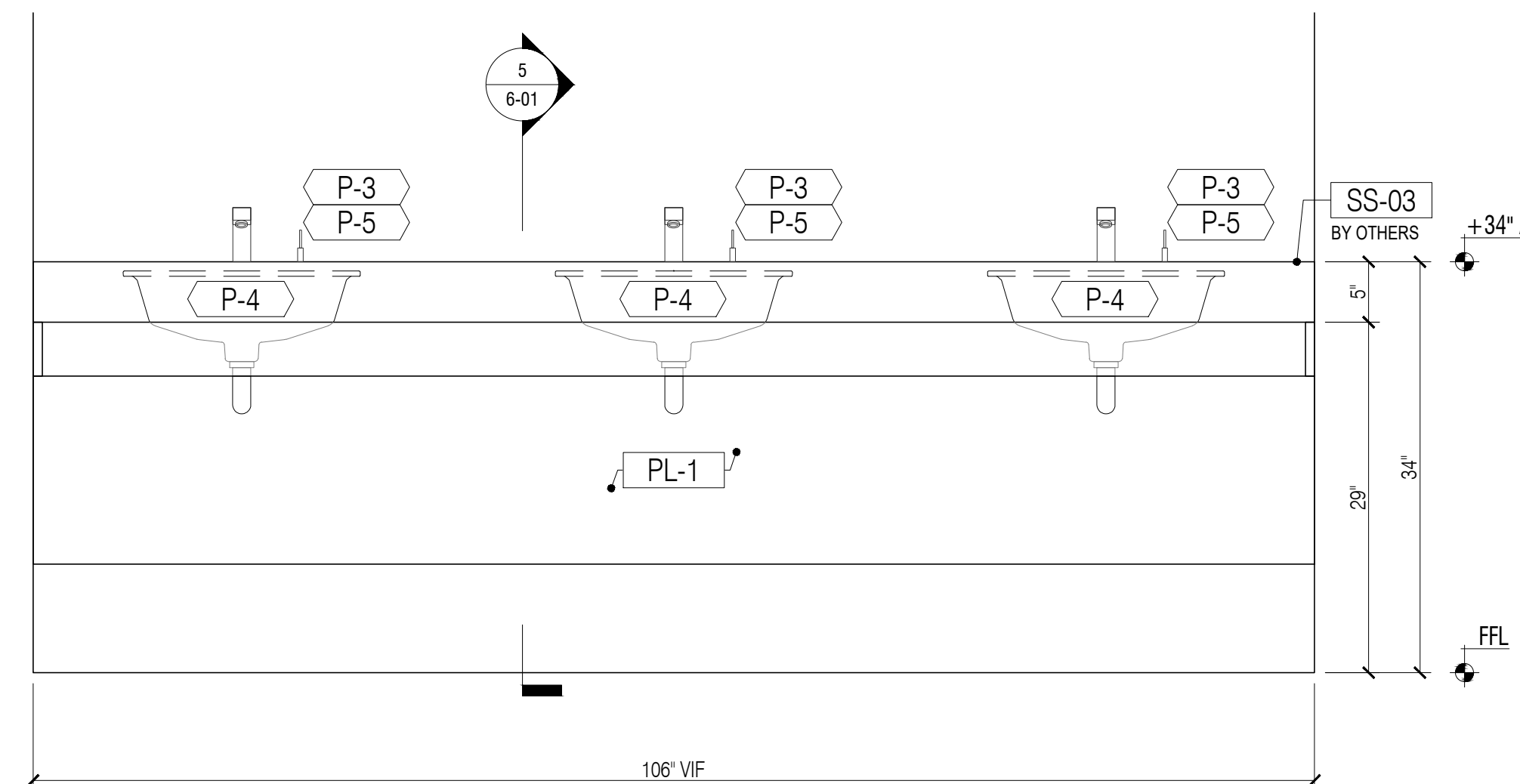
1 WOMEN'S RESTROOM 2.02C - PLAN VIEW
Scale: 1" = 1'-0"



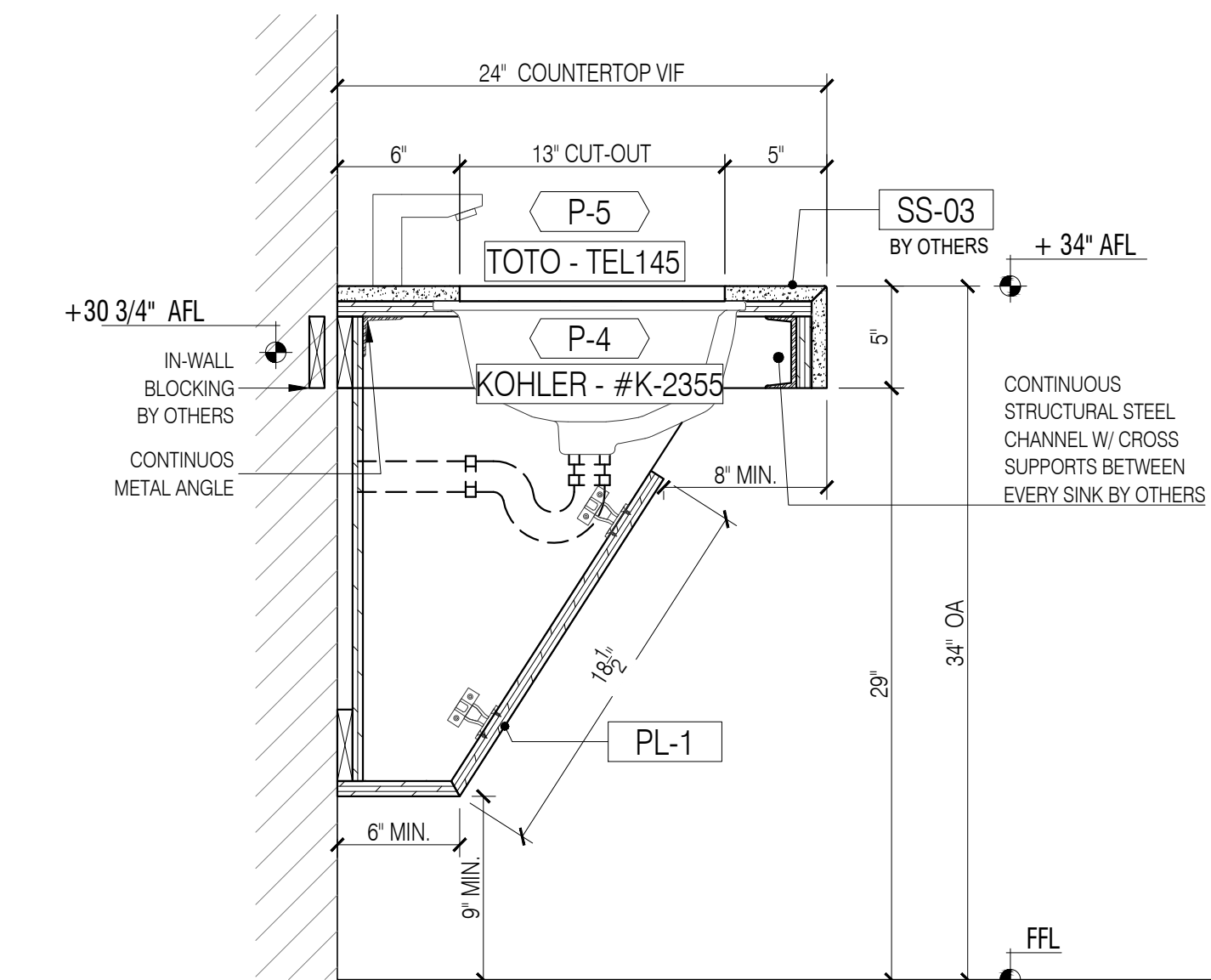
2 MEN'S RESTROOM 2.03C - PLAN VIEW
Scale: 1" = 1'-0"



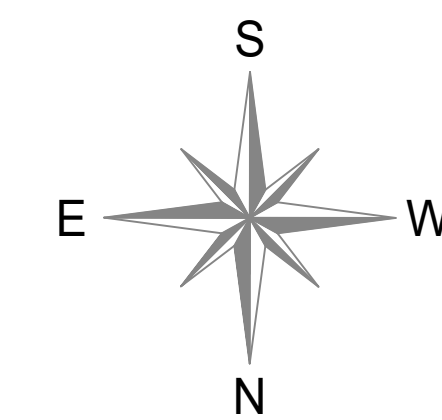
3 WOMEN'S RESTROOM 2.02C - ELEVATION
Scale: 1" = 1'-0"



4 MEN'S RESTROOM 2.03C - ELEVATION
Scale: 1" = 1'-0"



5 RESTROOM - SECTION
Scale: 1-1/2" = 1'-0"



SAMPLE PROJECT



DATE : 04/09/2021

DRAWN BY : G.K.

ARCHITECT : TPG ARCHITECTURE
1300 WALT WHITMAN ROAD, MELVILLE, NY 11747

CONTRACTOR :

DRAWING TITLE :
WOMEN'S & MEN'S RESTROOM
PLANS, ELEVATIONS, SECTION

ROOM OR FLOOR :
SPACE : 2ND.

PROJECT NUMBER:
418-20

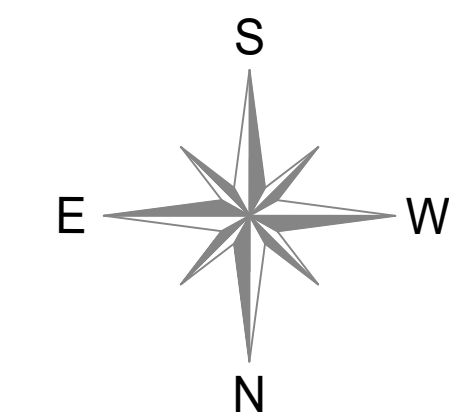
DRAWING NUMBER:

6-01

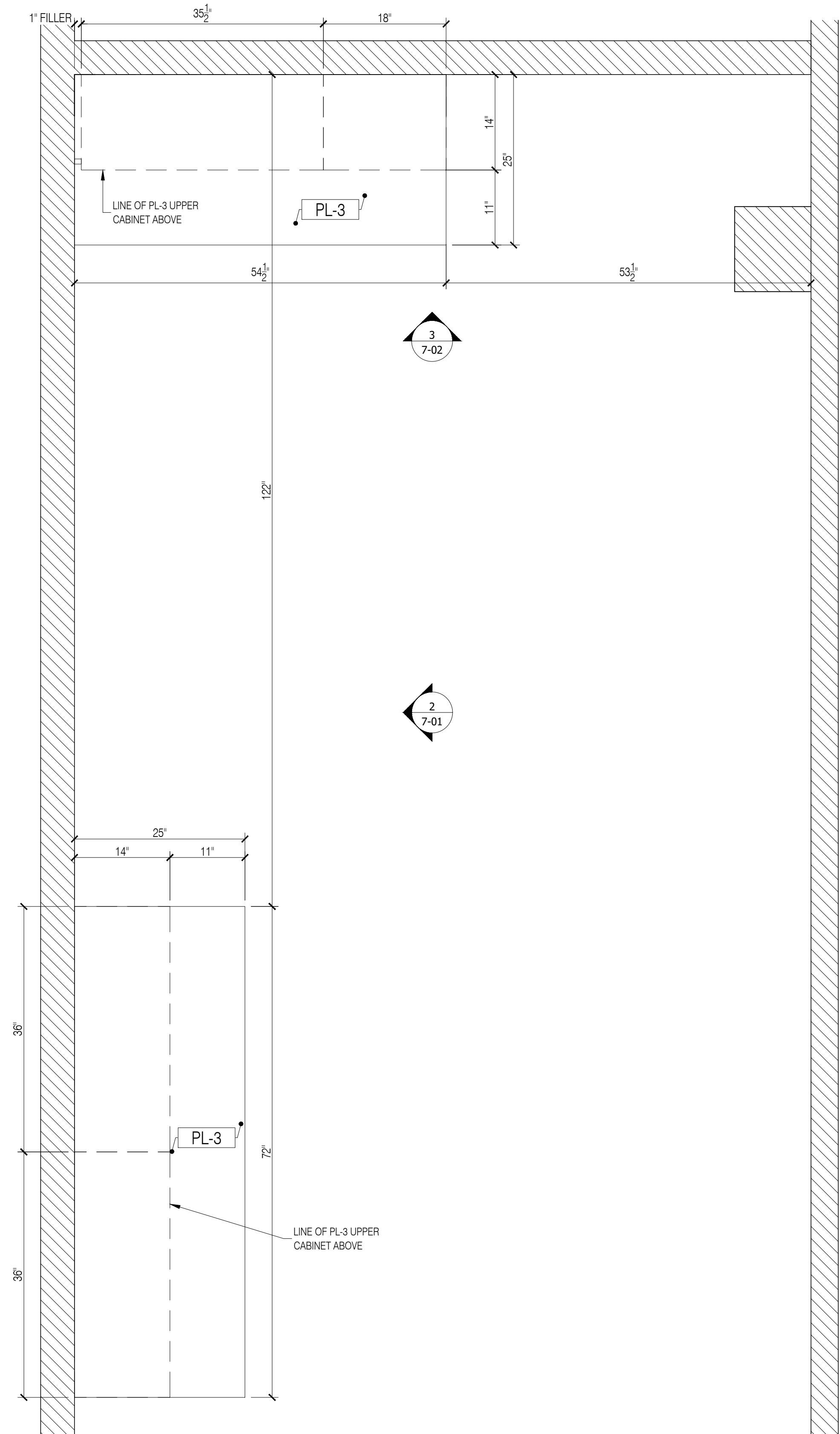
- GENERAL NOTES**
- SEE ARCHITECTURAL DWG FOR FINISH SCHEDULE
 - ARCHITECT PLEASE CONFIRM ALL MARKED/NOTED CONDITIONS
 - ALL DIMENSIONS ARE VERIFY IN THE FIELD
- ALL EDGES ARE TAPPED TO MATCH FACE FINISH U.N.O.
 - GC TO COORDINATE EXACT LOCATION OF OUTLET WITH MILLWORK
 - GC TO PROVIDE ALL NECESSARY BLOCKING AS REQUIRED

QUANTITY				
ITEM #	FLOOR	DESCRIPTION	QTY	SUB TOTAL
4.	2ND.	STORAGE ROOM	2 EA.	
TOTAL			2 EA.	

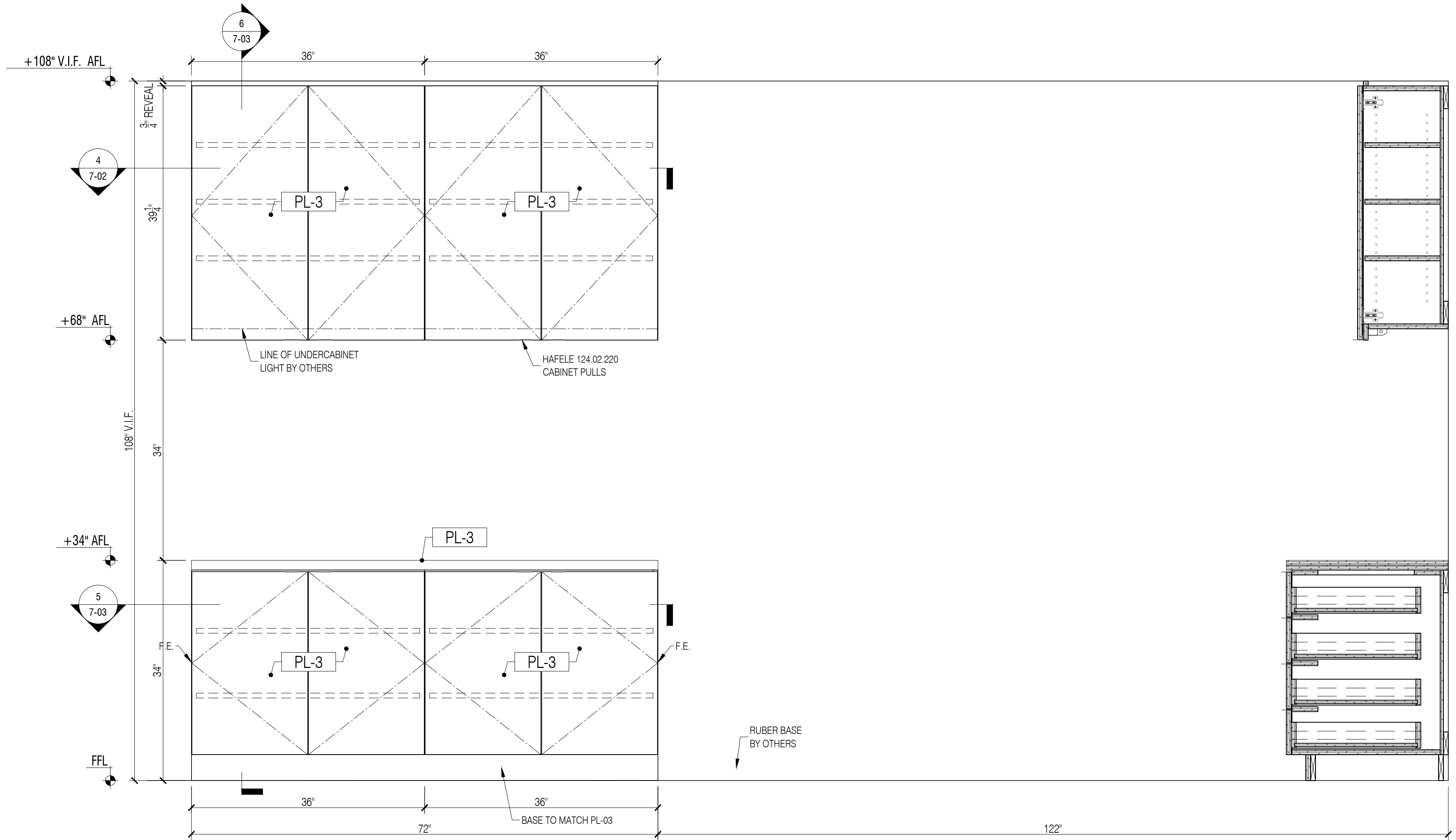
- REFERENCE DWG :**
- A-101.00
 - 12/A-703.00; 12/A-703.00
 - A-501.00
 - PRE-CONSTRUCTION REV. 21, DECEMBER, 2020



NOTE:
 V.I.F. CEILING HEIGHTS
 HOLD SPACING FROM COUNTERTOP TO
 IF NECESSARY, SHORTEN THE HEIGHT
 OF UPPER CABINETS TO
 ACCOMMODATE FOR ADJUSTED CEILING
 HEIGHT.



1 STORAGE ROOM 2.04A - PLAN
 Scale: 1"=1'-0"



2 STORAGE ROOM 2.04A - ELEVATION
 Scale: 1"=1'-0"

DATE:	04/09/2021
NAME:	G.K.
NO:	1
REVISIONS:	SUBMISSION FOR APPROVAL
	REVISED AS PER COMMENTS
	2

SAMPLE PROJECT



DATE : 04/09/2021

DRAWN BY : G.K.

ARCHITECT : TPG ARCHITECTURE
 1300 WALT WHITMAN ROAD, MELVILLE, NY 11747

CONTRACTOR :

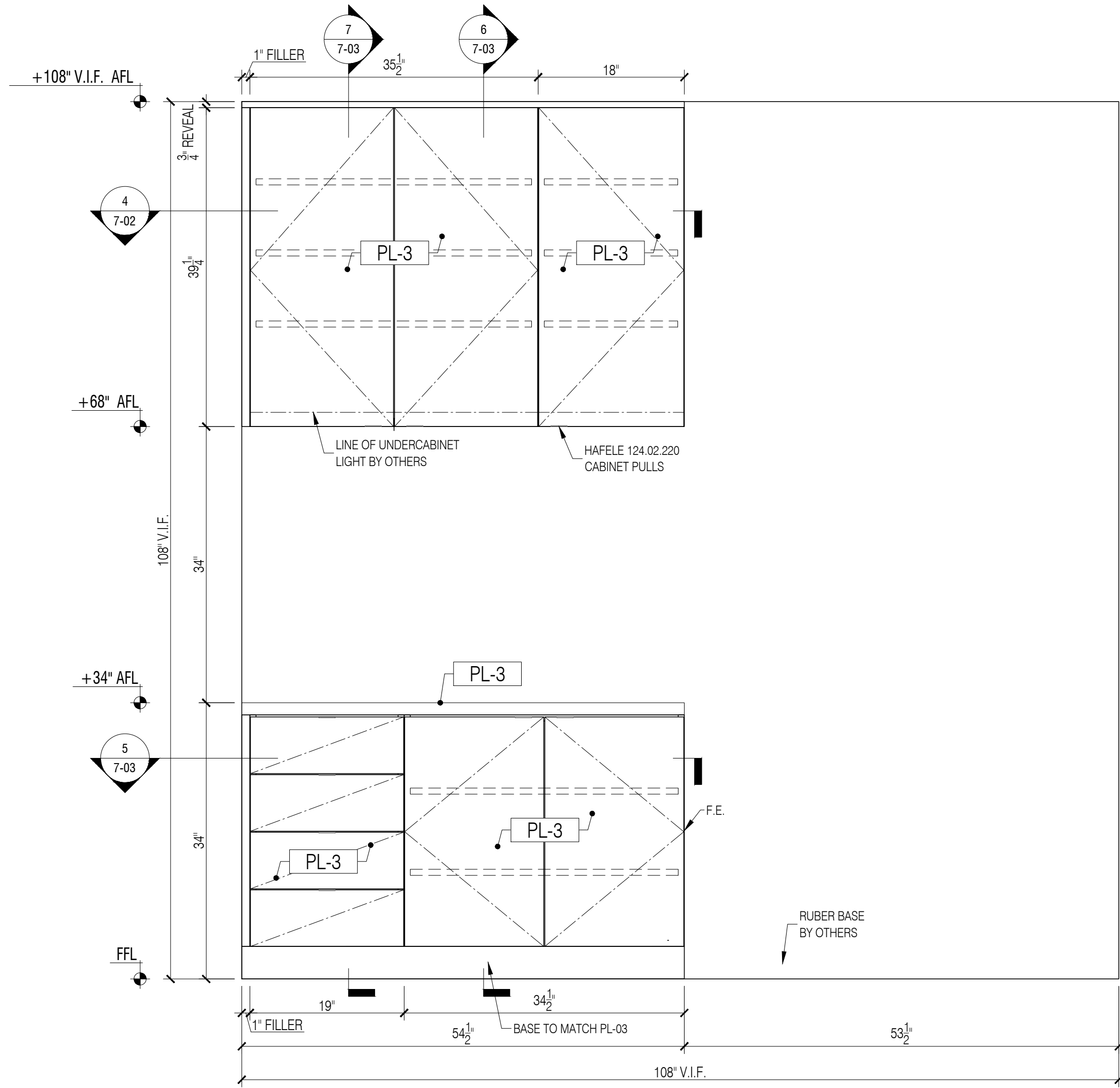
DRAWING TITLE : STORAGE ROOM PLAN, ELEVATION

ROOM OR SPACE : 2.04A 2ND.

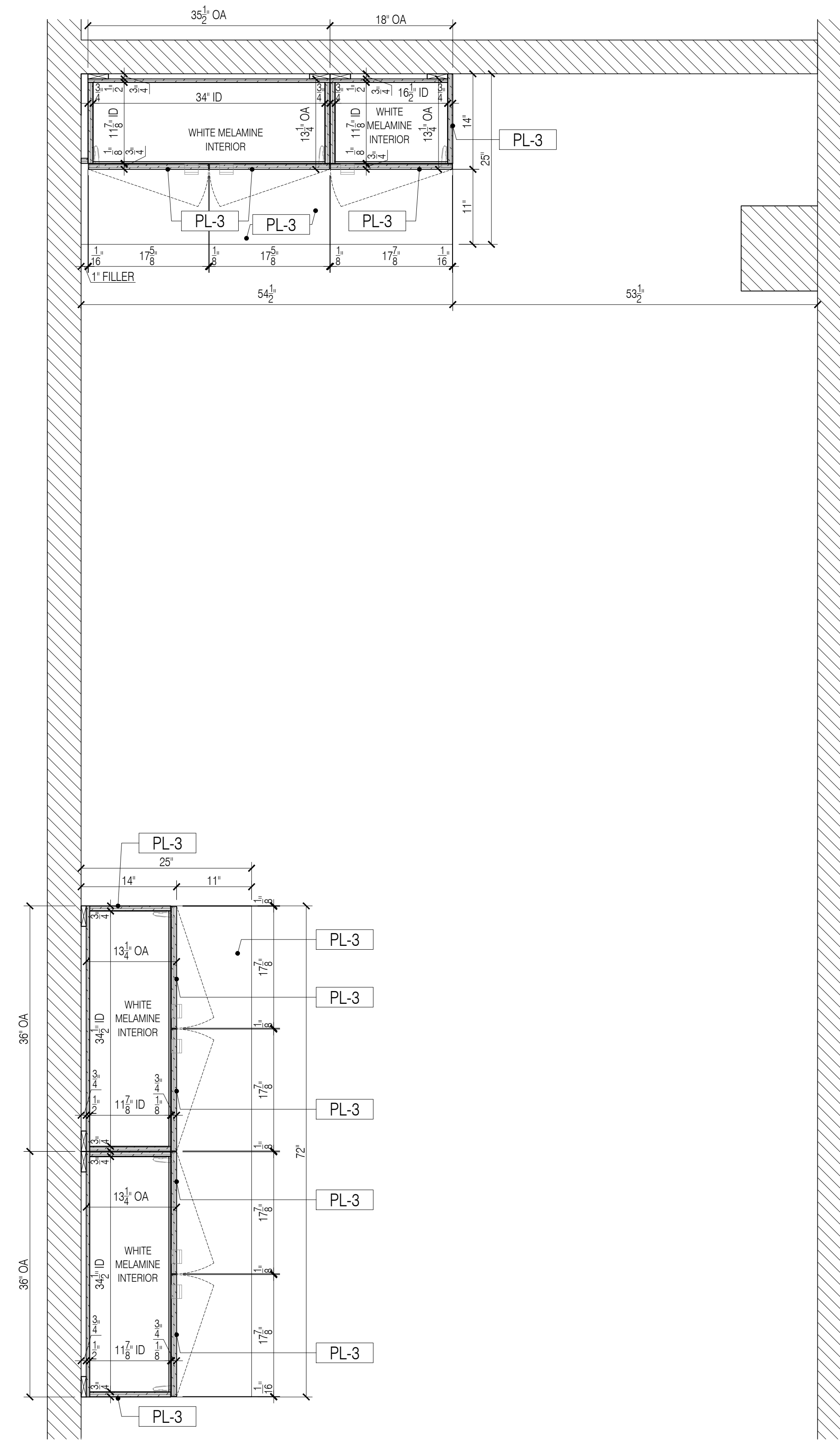
PROJECT NUMBER: 418-20

DRAWING NUMBER:

7-01



2 STORAGE ROOM 2.04A - ELEVATION
Scale: 1"=1'-0"




4 STORAGE ROOM 2.04A - PLAN SECTION
Scale: 1"=1'-0"

- GENERAL NOTES**
- SEE ARCHITECTURAL DWG FOR FINISH SCHEDULE
 - ARCHITECT PLEASE CONFIRM ALL MARKED/NOTED CONDITIONS
 - ALL DIMENSIONS ARE VERIFY IN THE FIELD
- ALL EDGES ARE TAPPED TO MATCH FACE FINISH U.N.O.
 - GC TO COORDINATE EXACT LOCATION OF OUTLET WITH MILLWORK
 - GC TO PROVIDE ALL NECESSARY BLOCKING AS REQUIRED

QUANTITY				
ITEM #	FLOOR	DESCRIPTION	QTY	SUB TOTAL
4	2ND.	STORAGE ROOM	2 EA.	
TOTAL			2 EA.	

- REFERENCE DWG :**
- A-101.00
 - 12/A-703.00; 12/A-703.00
 - A-501.00
 - PRE-CONSTRUCTION REV. 21, DECEMBER, 2020



NO.	REVISIONS:	DATE:
1	SUBMISSION FOR APPROVAL	04/09/2021
2	REVISED AS PER COMMENTS	04/20/2021

SAMPLE PROJECT



DATE : 04/09/2021

DRAWN BY : G.K.

ARCHITECT : TPG ARCHITECTURE
1300 WALT WHITMAN ROAD, MELVILLE, NY 11747

CONTRACTOR :

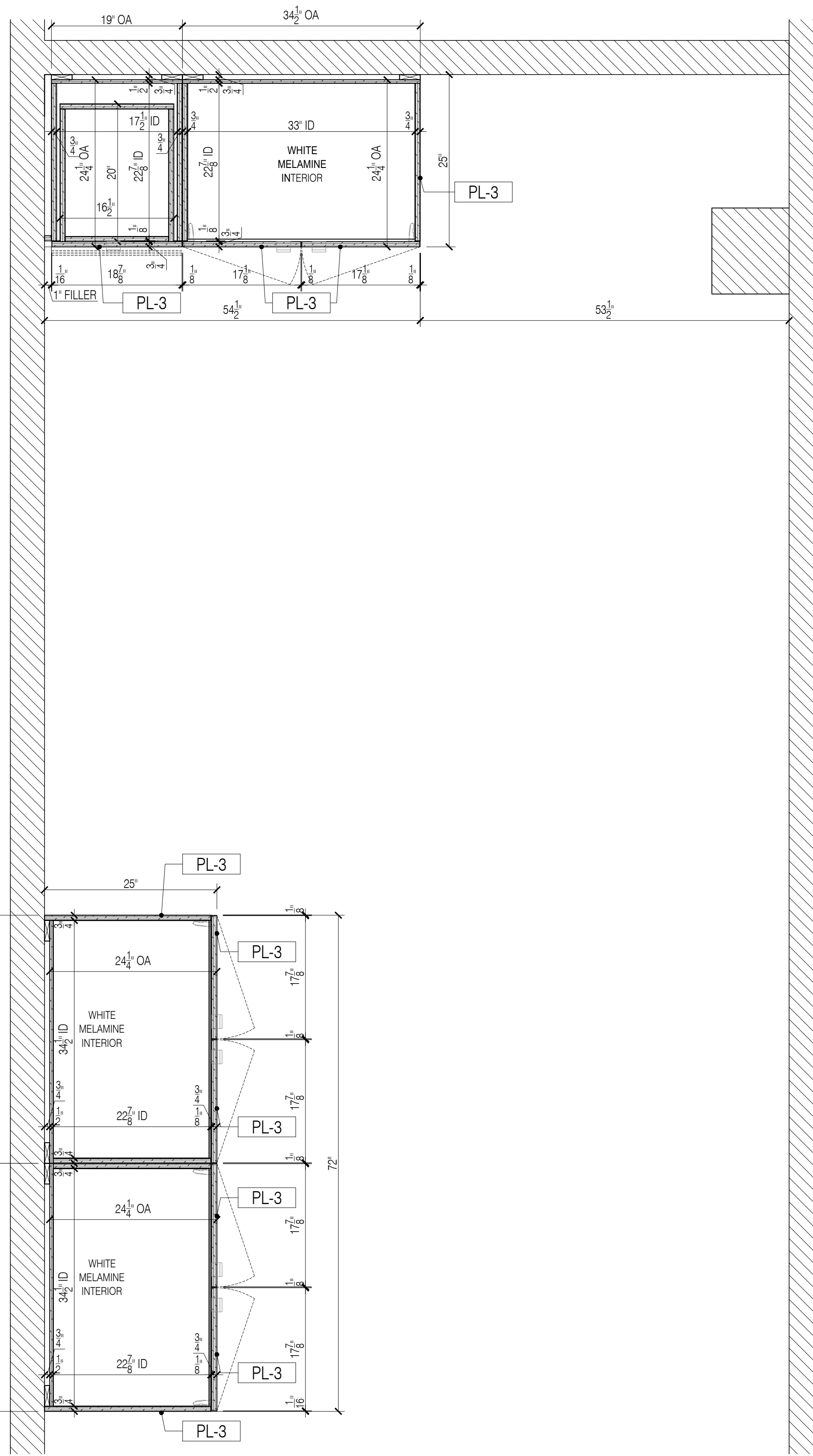
DRAWING TITLE : STORAGE ROOM ELEVATION, SECTION

ROOM OR SPACE : 2.04A 2ND.

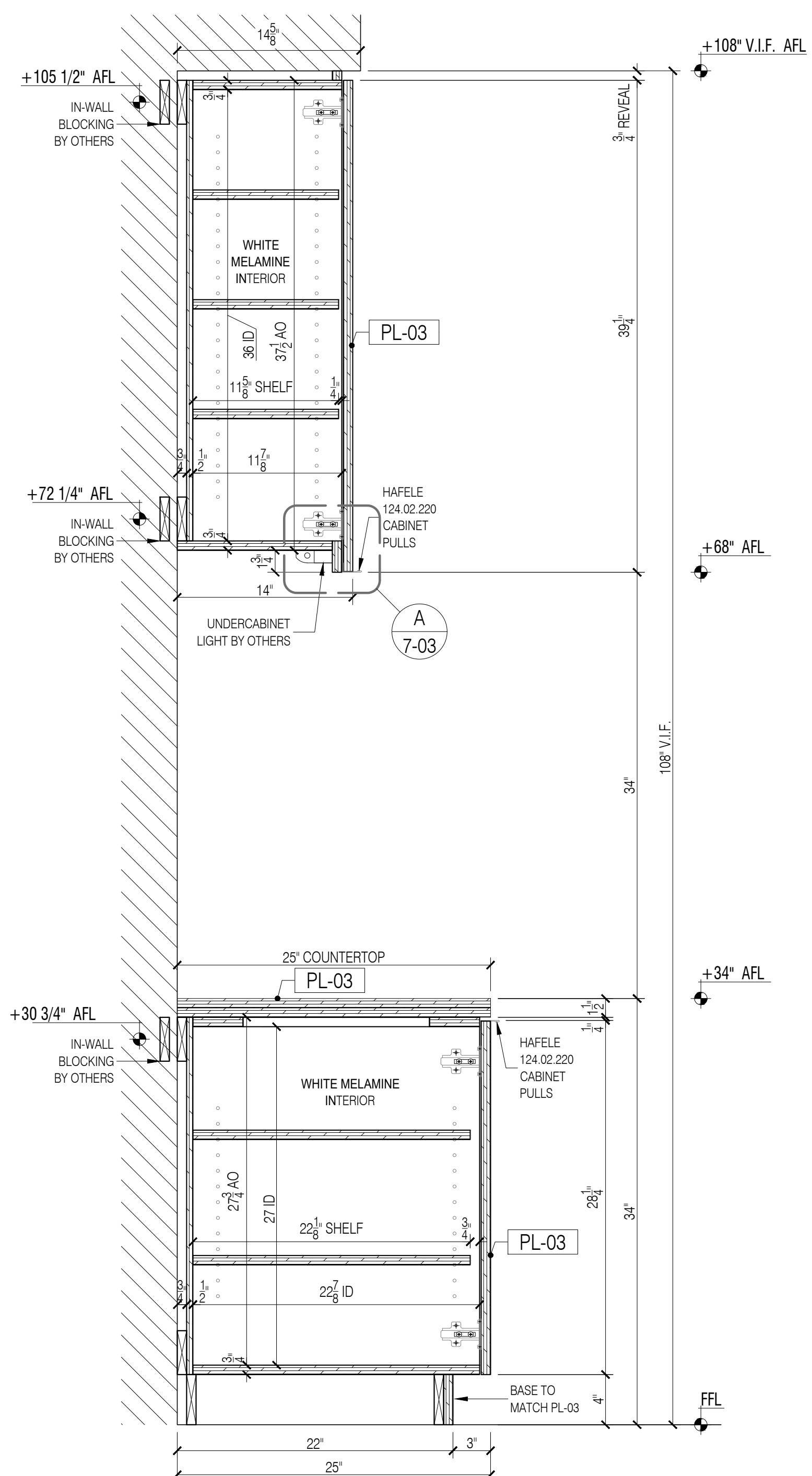
PROJECT NUMBER : 418-20

DRAWING NUMBER :

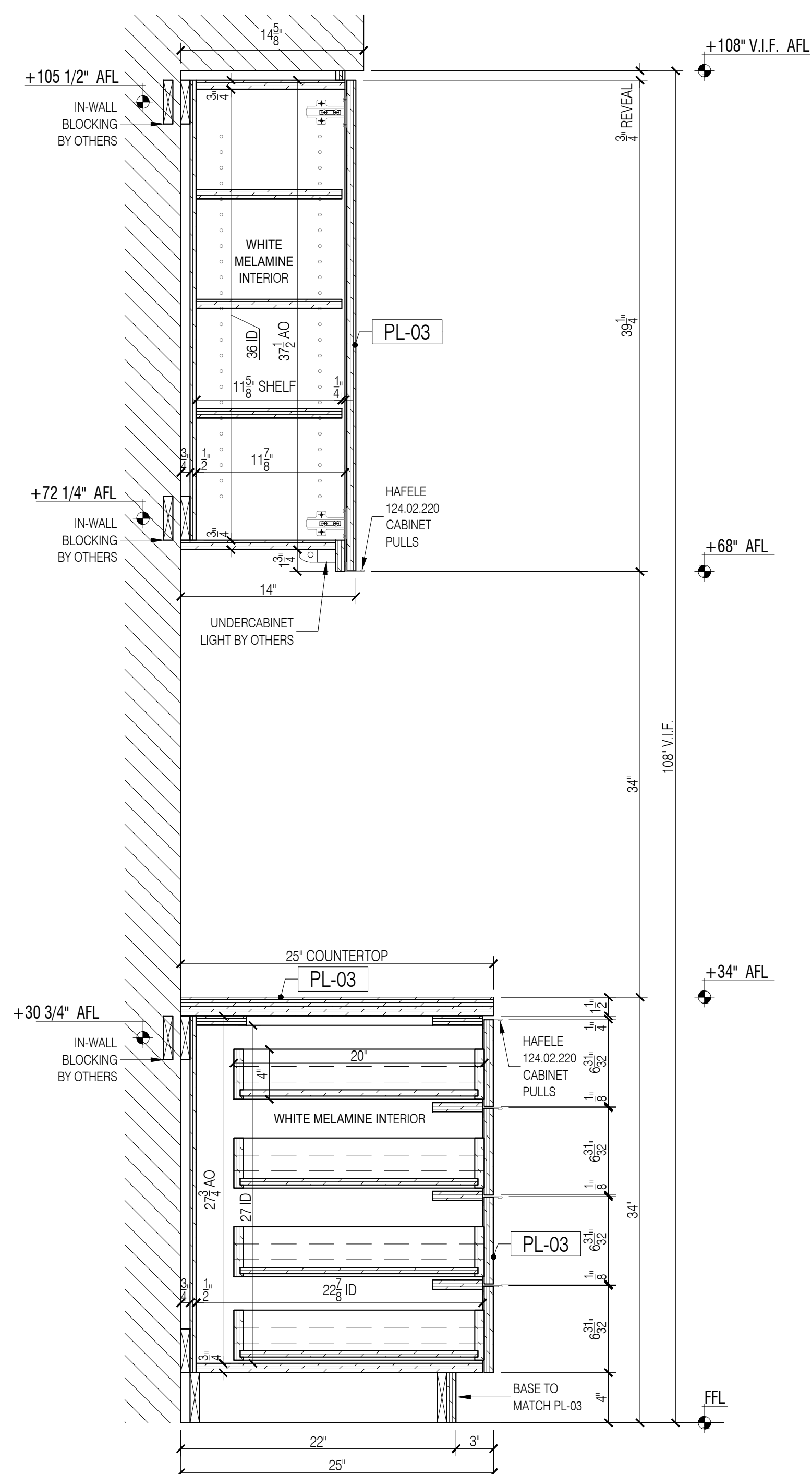
7-02



5 STORAGE ROOM 2.04A - PLAN SECTION
Scale: 1"=1'-0"



6 STORAGE ROOM 2.04A - SECTION
Scale: 1-1/2"=1'-0"



7 STORAGE ROOM 2.04A - SECTION
Scale: 1-1/2"=1'-0"

GENERAL NOTES

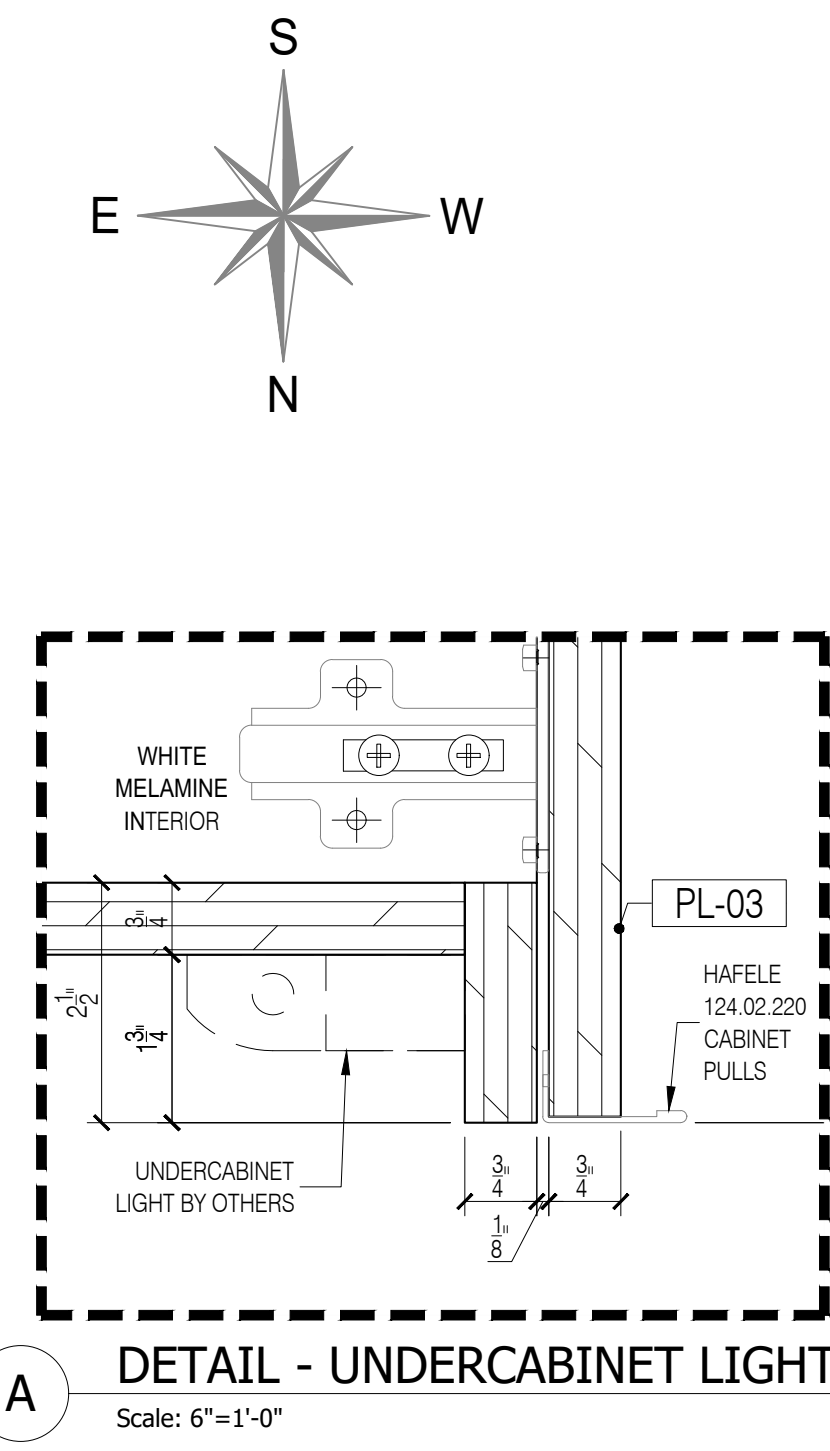
- SEE ARCHITECTURAL DWG FOR FINISH SCHEDULE
- ARCHITECT PLEASE CONFIRM ALL MARKED/NOTED CONDITIONS
- ALL DIMENSIONS ARE VERIFY IN THE FIELD

- ALL EDGES ARE TAPPED TO MATCH FACE FINISH U.N.O.
- GO TO COORDINATE EXACT LOCATION OF OUTLET WITH MILLWORK
- GO TO PROVIDE ALL NECESSARY BLOCKING AS REQUIRED

QUANTITY				
ITEM #	FLOOR	DESCRIPTION	QTY	SUB TOTAL
4.	2ND.	STORAGE ROOM	2 EA.	
TOTAL			2 EA.	

REFERENCE DWG :

- A-101.00
- 12/A-703.00; 12/A-703.00
- A-501.00
- PRE-CONSTRUCTION REV. 21, DECEMBER, 2020

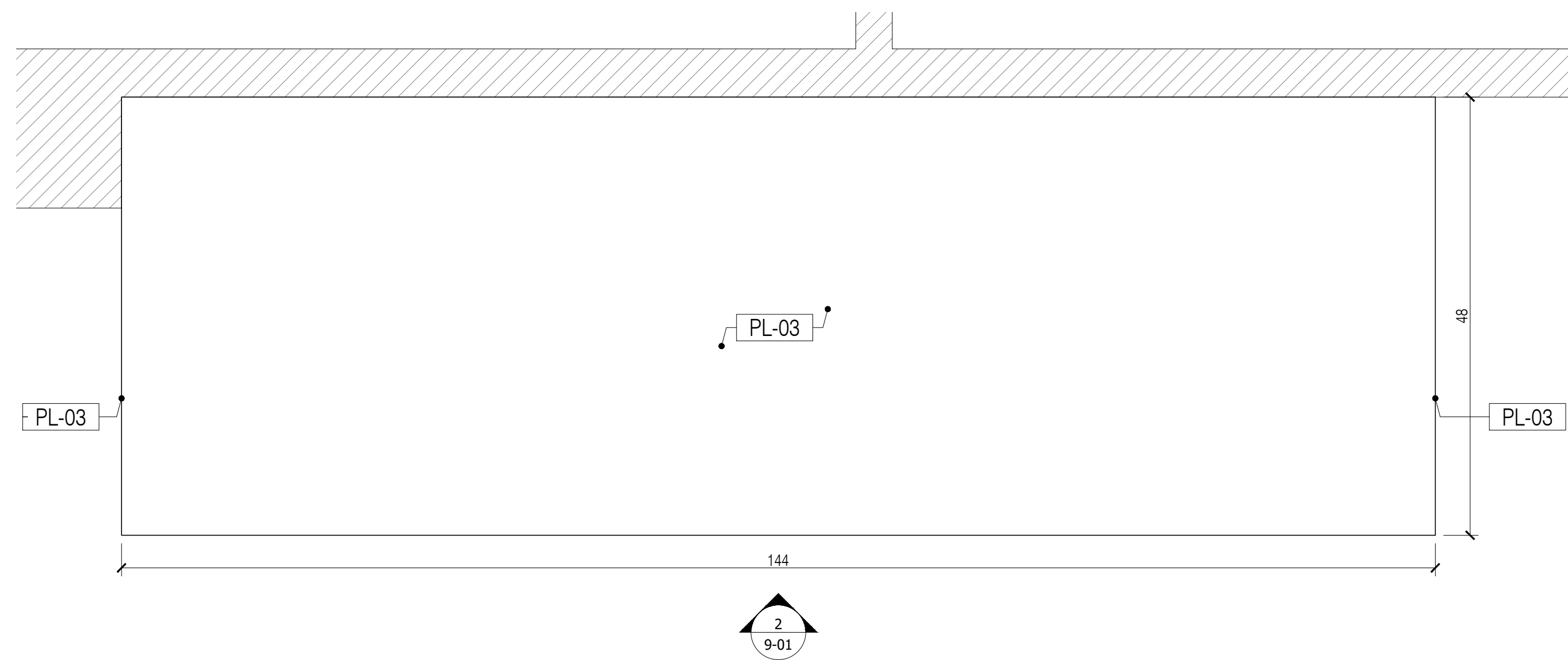


DATE:	04/09/2021
NAME:	G.K.
REVISONS:	1 SUBMISSION FOR APPROVAL
NO:	2 REVISED AS PER COMMENTS

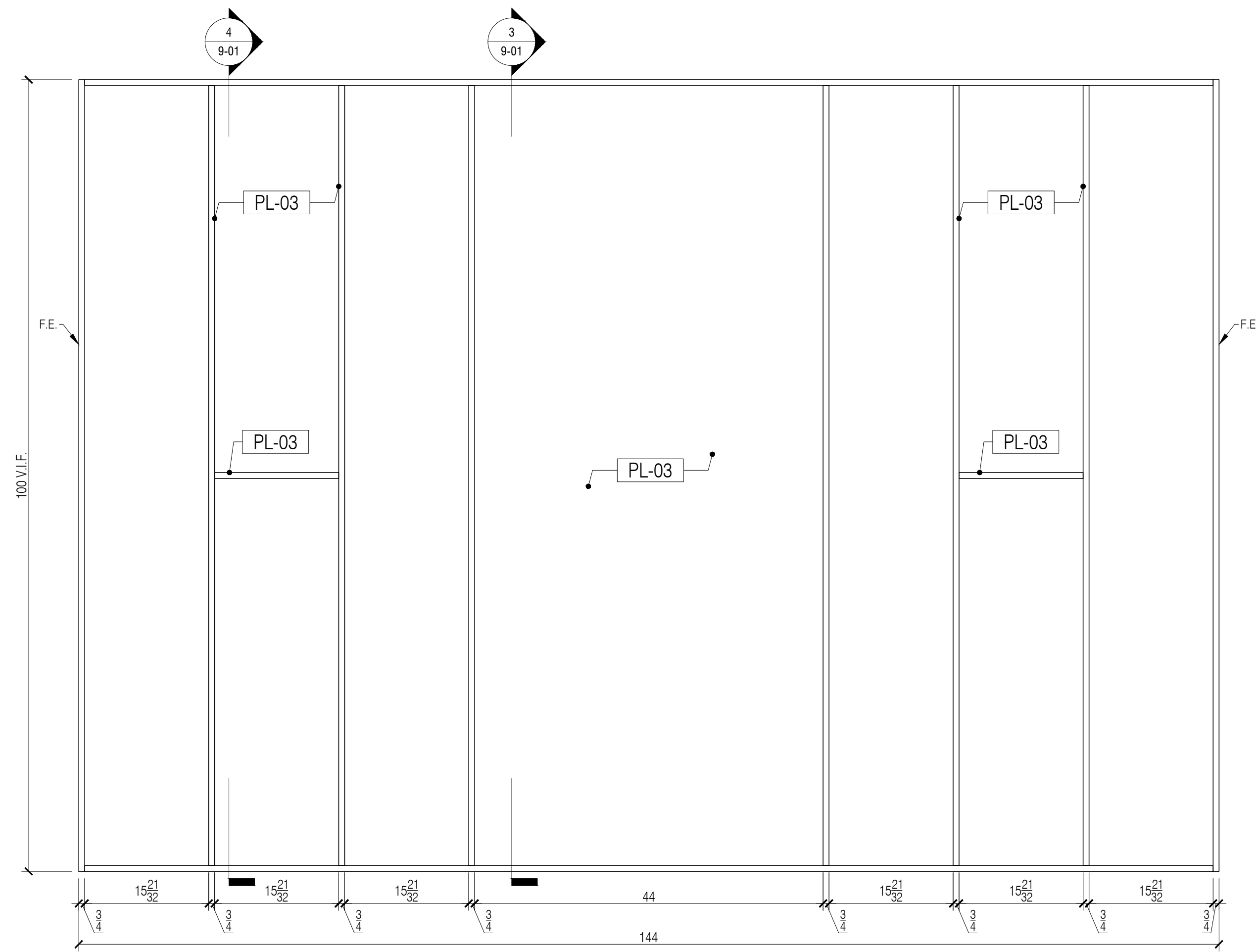
SAMPLE PROJECT

Finpoint
Accelerating Excellence

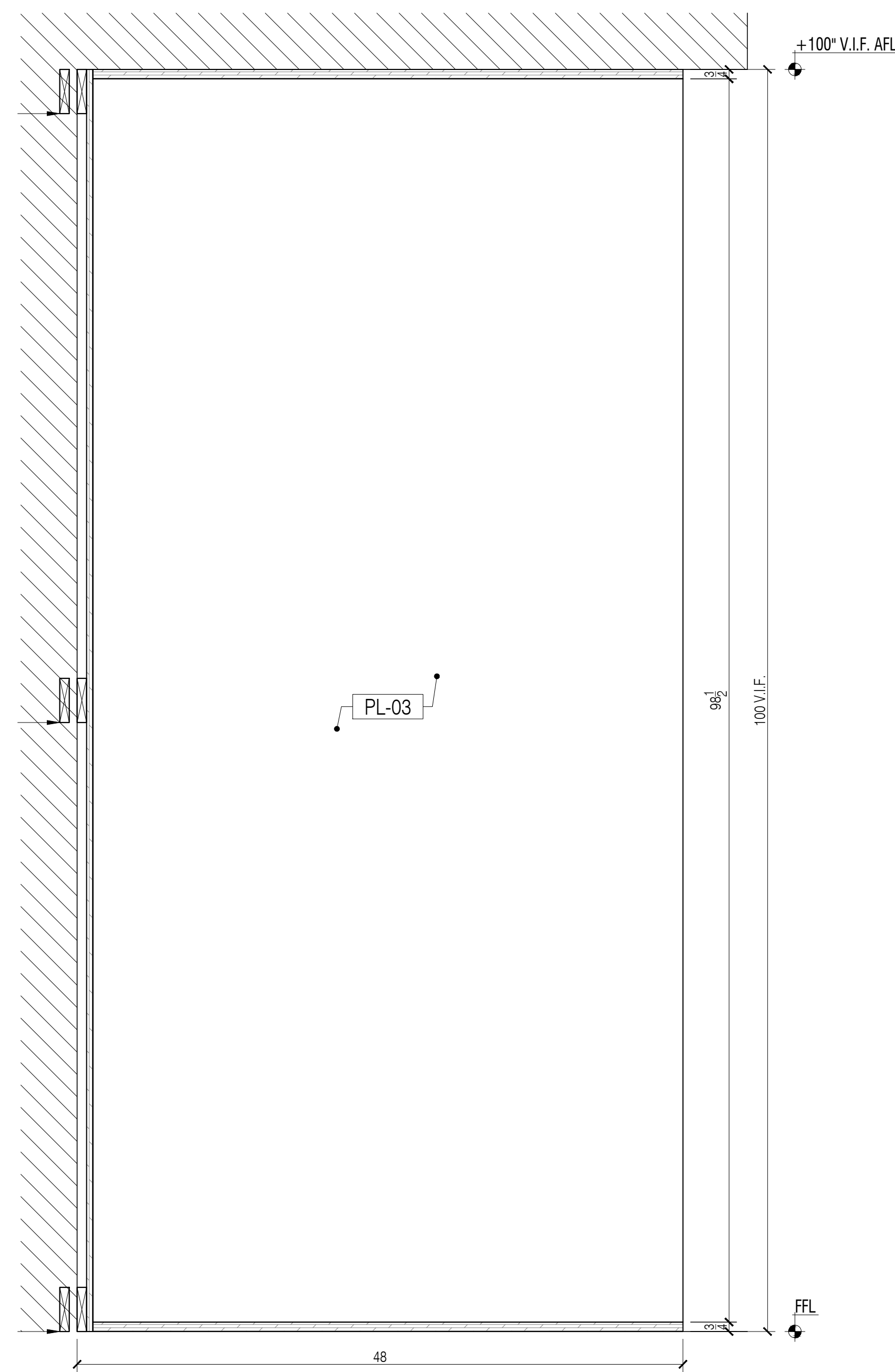
DATE : 04/09/2021
DRAWN BY : G.K.
ARCHITECT : TPG ARCHITECTURE
1300 WALT WHITMAN ROAD, MELVILLE, NY 11747
CONTRACTOR :
DRAWING TITLE : STORAGE ROOM SECTIONS
ROOM OR SPACE : 2.04A 2ND.
PROJECT NUMBER : 418-20
DRAWING NUMBER : 7-03
3 OF 3



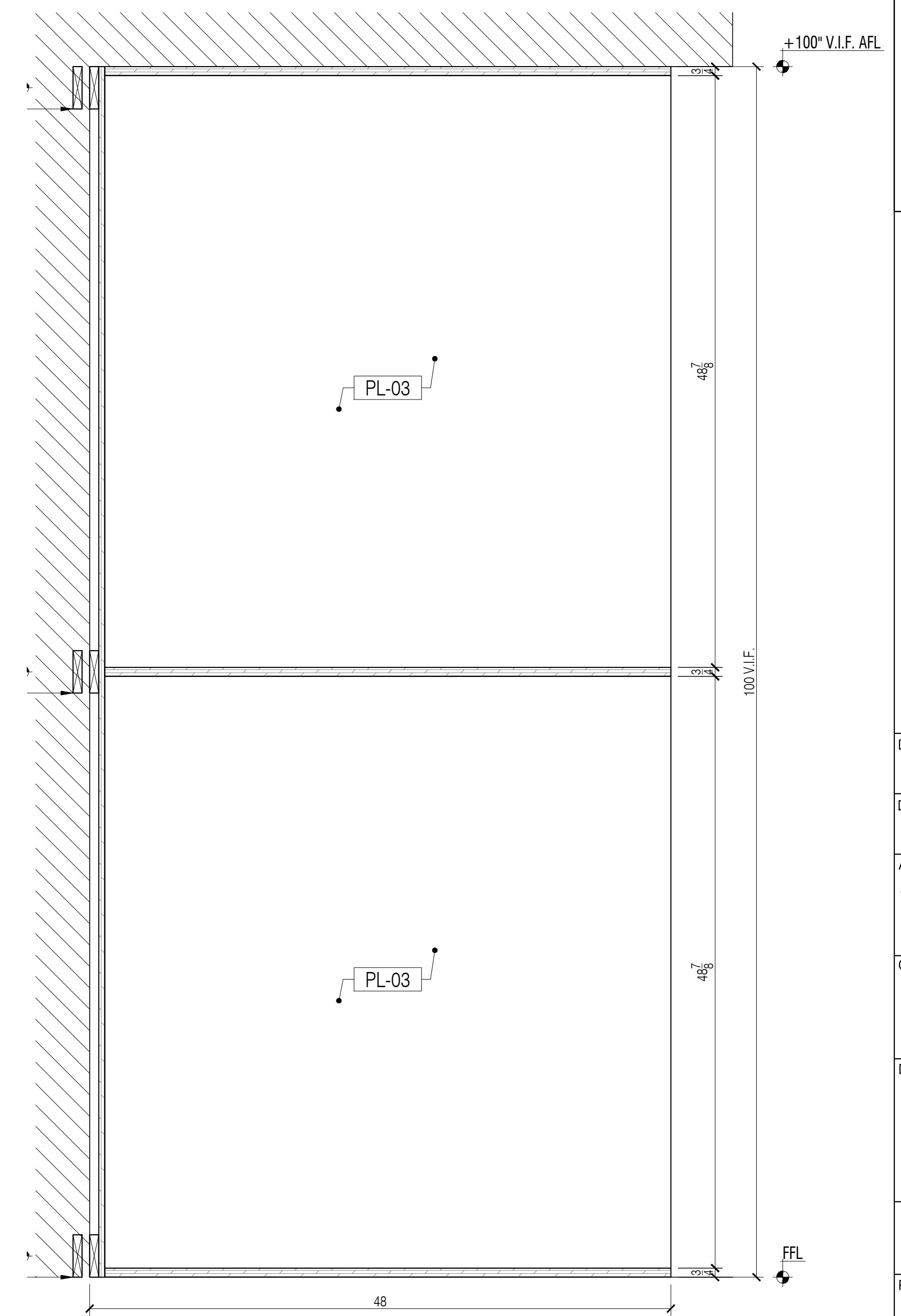
1 CABINETS AT PHOTO STUDIO 2.07B - PLAN
Scale: 1"=1'-0"



2 CABINETS AT PHOTO STUDIO 2.07B - ELEVATION
Scale: 1"=1'-0"



3 CABINETS AT PHOTO STUDIO 2.07B - SECTION
Scale: 1-1/2"=1'-0"



4 CABINETS AT PHOTO STUDIO 2.07B - SECTION
Scale: 1-1/2"=1'-0"

GENERAL NOTES

- SEE ARCHITECTURAL DWG FOR FINISH SCHEDULE
- ARCHITECT PLEASE CONFIRM ALL MARKED/NOTED CONDITIONS
- ALL DIMENSIONS ARE VERIFY IN THE FIELD

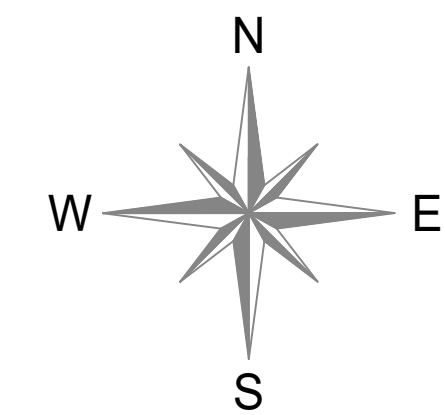
- ALL EDGES ARE TAPPED TO MATCH FACE FINISH U.N.O.
- GC TO COORDINATE EXACT LOCATION OF OUTLET WITH MILLWORK
- GC TO PROVIDE ALL NECESSARY BLOCKING AS REQUIRED

QUANTITY

ITEM #	FLOOR	DESCRIPTION	QTY	SUB TOTAL
1.	2ND.	CABINETS AT PHOTO STUDIO 2.07B	1 EA.	
TOTAL			1 EA.	

REFERENCE DWG :

- A-102
- A-702
- A-802
- ADDENDUM #2.21, DECEMBER, 2020



NO.	REVISIONS:	NAME:	DATE:
1	SUBMISSION FOR APPROVAL	M.Z.	04/01/2021
2	REVISED AS PER COMMENTS	M.Z.	04/20/2021

SAMPLE PROJECT



DATE : 10/12/2020

DRAWN BY : M.Z.

ARCHITECT :
TPG RACHITECTURE
1300 WALT WHITMAN ROAD MELVILLE, NY 11747

CONTRACTOR :

DRAWING TITLE :
CABINETS AT PHOTO STUDIO
PLAN, ELEVATION, SECTION

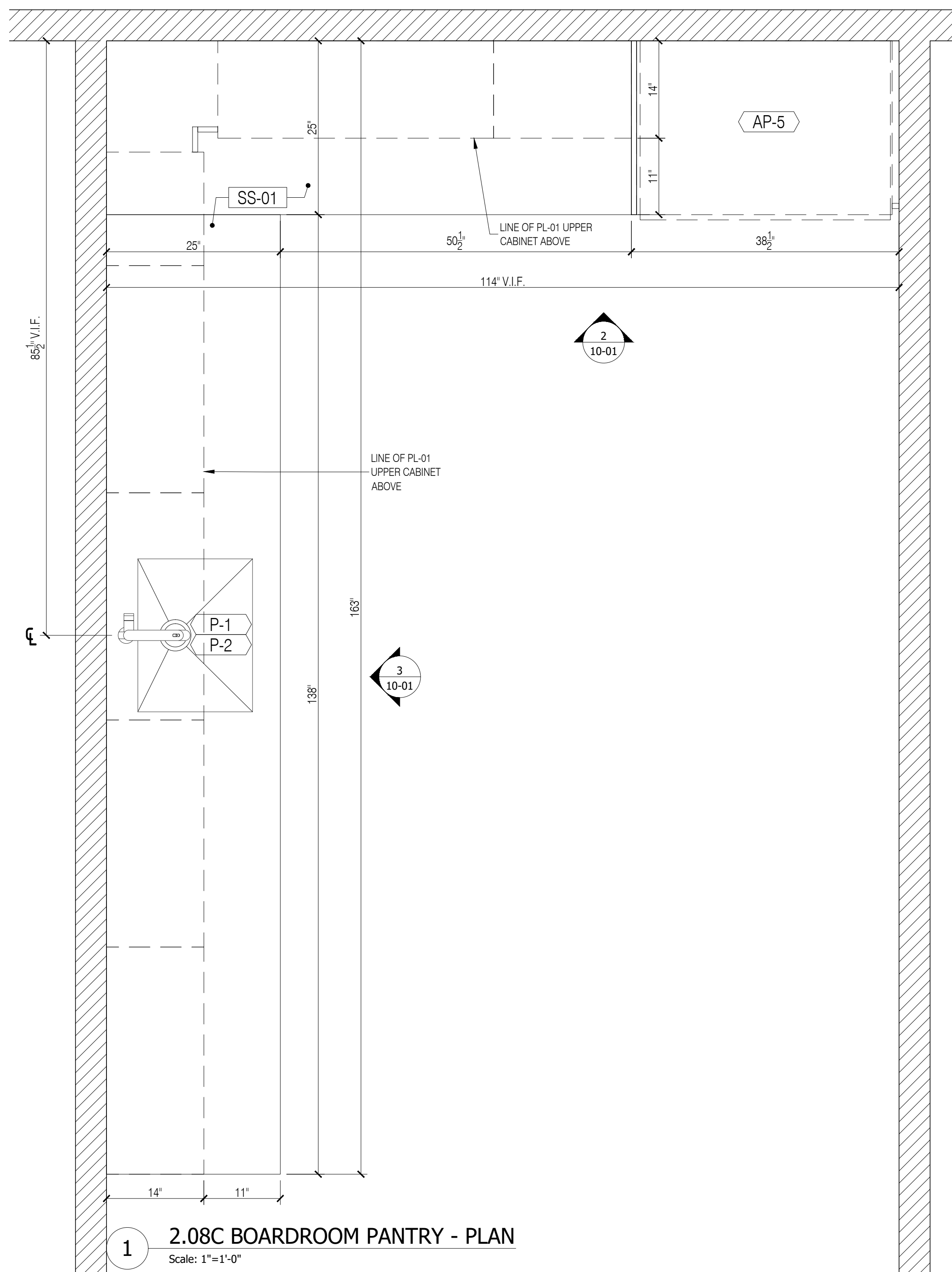
ROOM OR SPACE : 2.07B FLOOR : 2

PROJECT NUMBER:
418-20

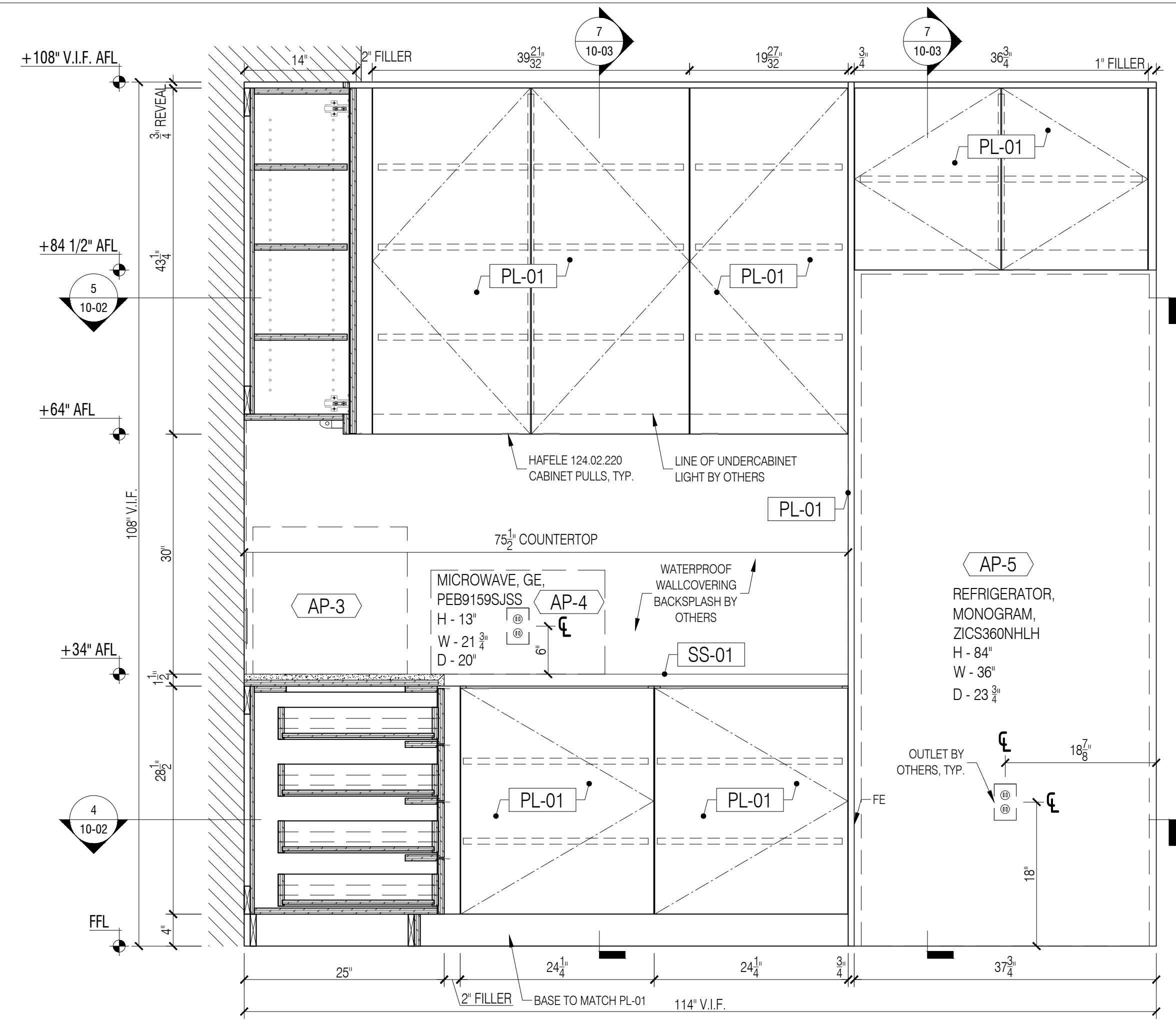
DRAWING NUMBER:

9-01

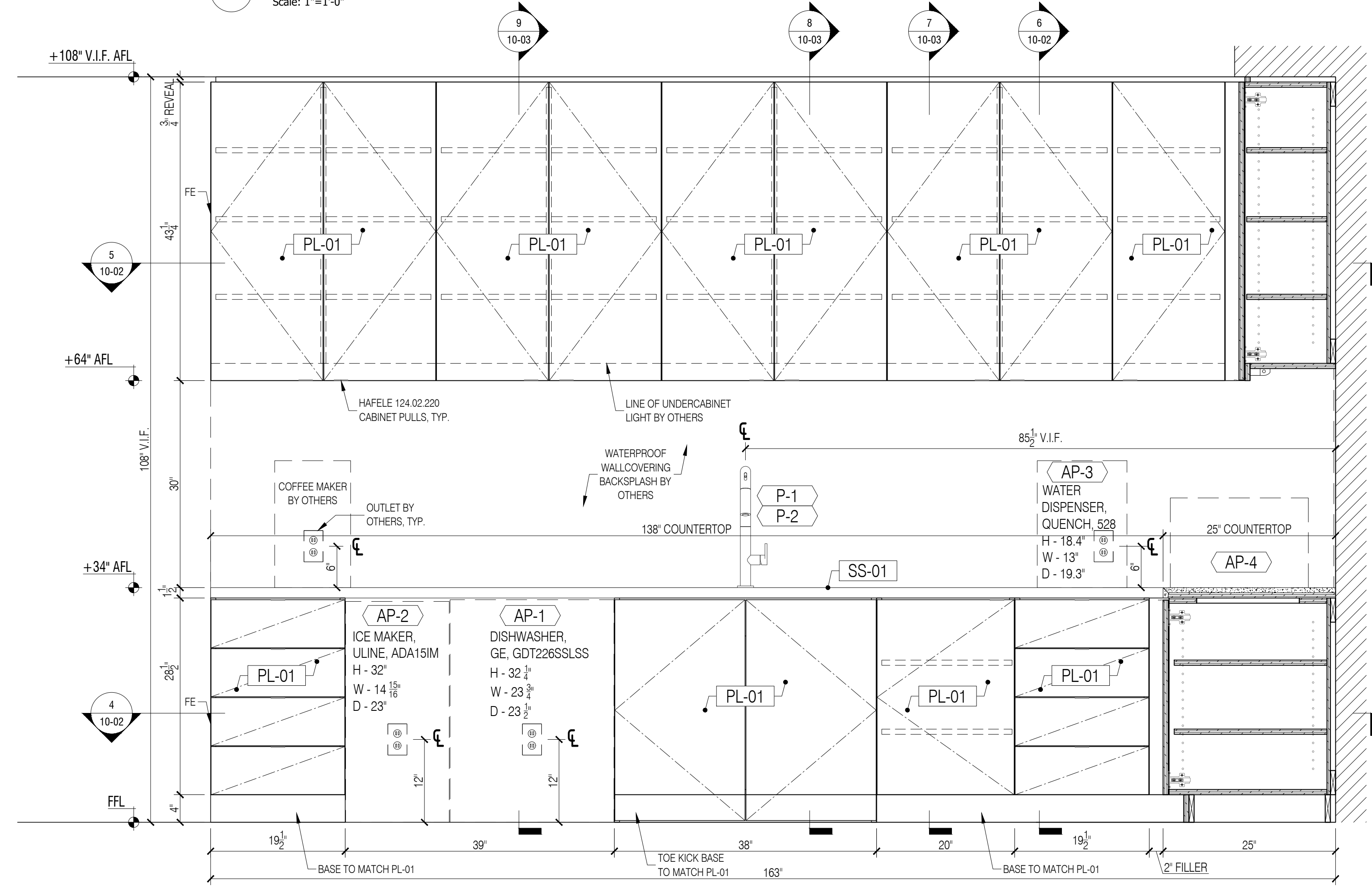
NOTE:
 1. FIELD VERIFY ALL ACTUAL FRAMING CONDITIONS & EXTENT OF OPENING PRIOR TO FABRICATION.
 2. PROVIDE SOLID IN-WALL BACKING FOR ALL MILLWORK FOR MOUNTING & COORDINATE WITH FRAMER



1 2.08C BOARDROOM PANTRY - PLAN
 Scale: 1"=1'-0"



2 2.08C BOARDROOM PANTRY - ELEVATION
 Scale: 1"=1'-0"



3 2.08C BOARDROOM PANTRY - ELEVATION
 Scale: 1"=1'-0"

GENERAL NOTES

- SEE ARCHITECTURAL DWG FOR FINISH SCHEDULE
- ARCHITECT PLEASE CONFIRM ALL MARKED/NOTED CONDITIONS
- ALL DIMENSIONS ARE VERIFY IN THE FIELD

- ALL EDGES ARE TAPPED TO MATCH FACE FINISH U.N.O.
- GO TO COORDINATE EXACT LOCATION OF OUTLET WITH MILLWORK
- GO TO PROVIDE ALL NECESSARY BLOCKING AS REQUIRED

QUANTITY


ITEM #	FLOOR	DESCRIPTION	QTY	SUB TOTAL
10.	2ND.	BOARDROOM PANTRY	1 EA.	
TOTAL			1 EA.	

REFERENCE DWG :

- A-101.00
- A-703.00
- A-801.00
- PRE-CONSTRUCTION REV. 21, DECEMBER, 2020

APPLIANCE SCHEDULE

AP-1	- DISHWASHER / GE / GDT226SSLSS
AP-2	- ICE MAKER / ULINE / ADA151M
AP-3	- WATER DISPENSER / QUENCH / 528
AP-4	- MICROWAVE / GE / PEB9159SJSS
AP-5	- REFRIGERATOR / MONOGRAM / ZICS360NHLH
P-1	- SINK / KOHLER / #K-3894-4
P-2	- FAUCET / AMERICAN STANDARD BEALE / 4931.380



DATE:	04/01/2021
NAME:	M.K.
NO.:	1
REVISIONS:	SUBMISSION FOR APPROVAL

SAMPLE PROJECT



DATE :	04/09/2021
DRAWN BY :	M.K.
ARCHITECT :	TPG ARCHITECTURE 1300 WALT WHITMAN ROAD, MELVILLE, NY 11747
CONTRACTOR :	
DRAWING TITLE :	BOARDROOM PANTRY PLAN, ELEVATIONS
ROOM OR SPACE :	FLOOR : 2.08C 2ND.
PROJECT NUMBER:	418-20
DRAWING NUMBER:	10-01
	1 OF 3

NOTE:
 1. FIELD VERIFY ALL ACTUAL FRAMING CONDITIONS & EXTENT OF OPENING PRIOR TO FABRICATION.
 2. PROVIDE SOLID IN-WALL BACKING FOR ALL MILLWORK FOR MOUNTING & COORDINATE WITH FRAMER

APPLIANCE SCHEDULE	
AP-1	- DISHWASHER / GE / GD7226SLS
AP-2	- ICE MAKER / ULINE / ADA15M
AP-3	- WATER DISPENSER / QUENCH / 528
AP-4	- MICROWAVE / GE / PEB9159SJS
AP-5	- REFRIGERATOR / MONOGRAM / ZICS360NHLH
P-1	- SINK / KOHLER / #K-3894-4
P-2	- FAUCET / AMERICAN STANDARD BEALE / 4931.380

GENERAL NOTES

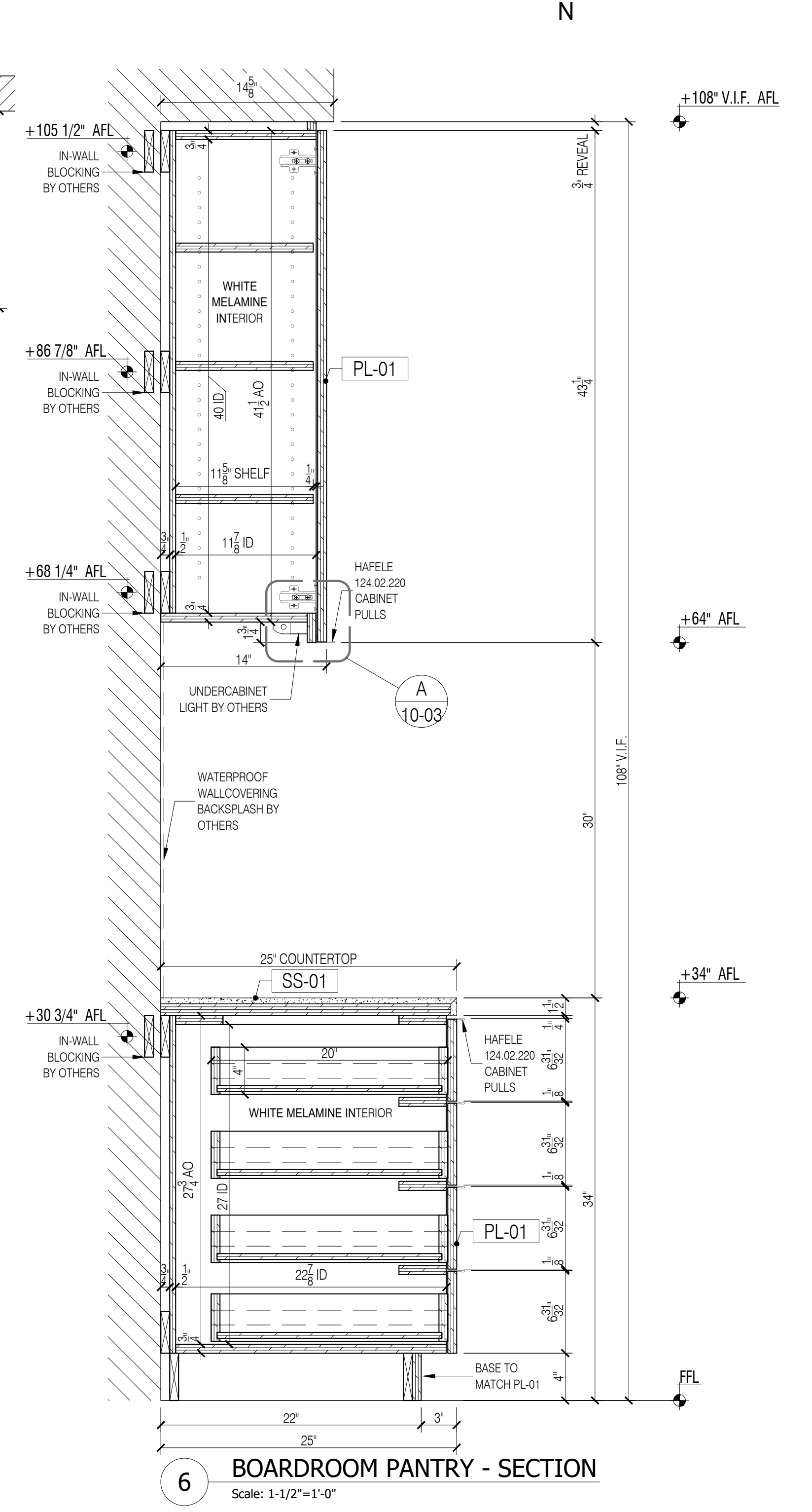
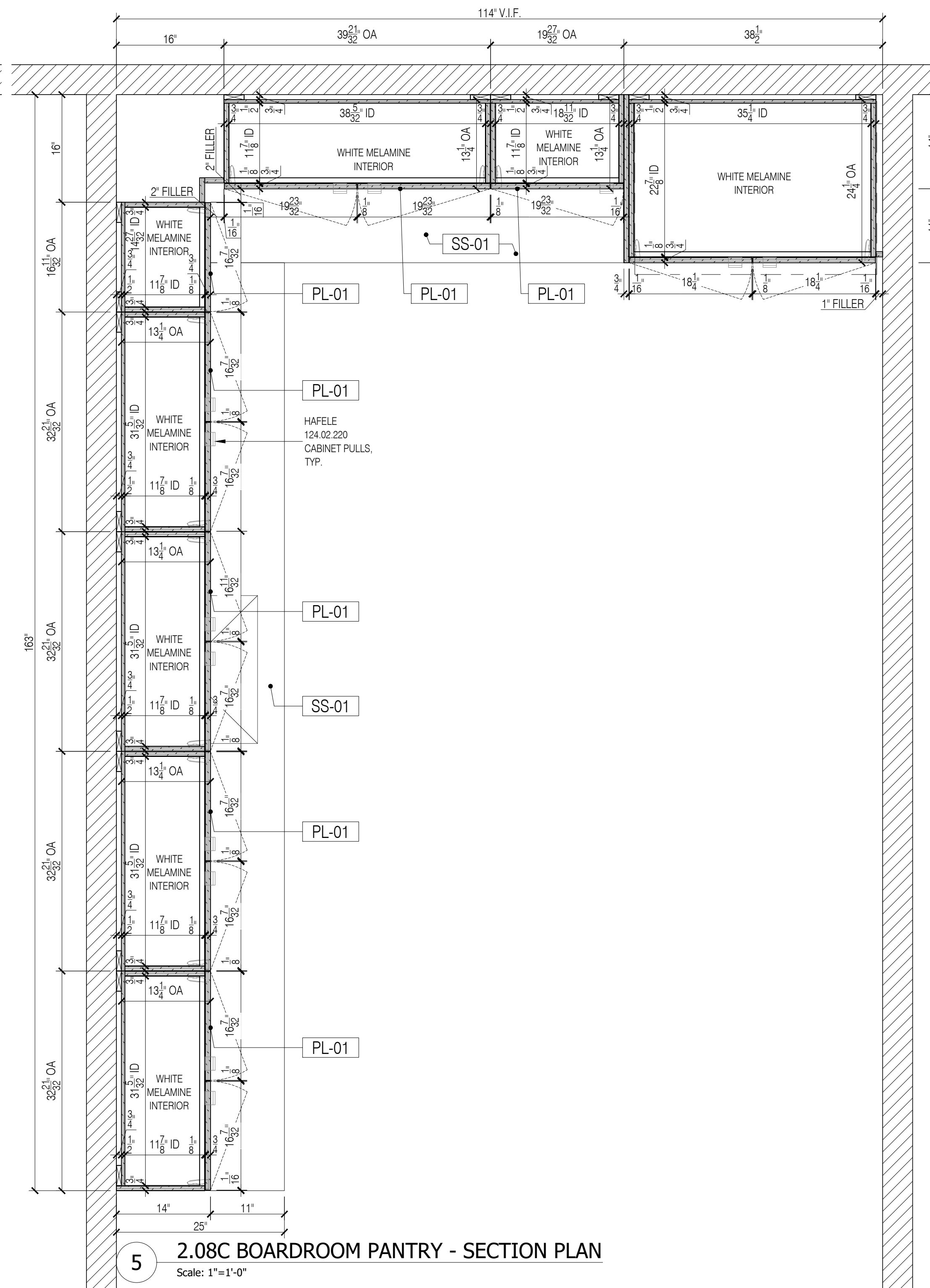
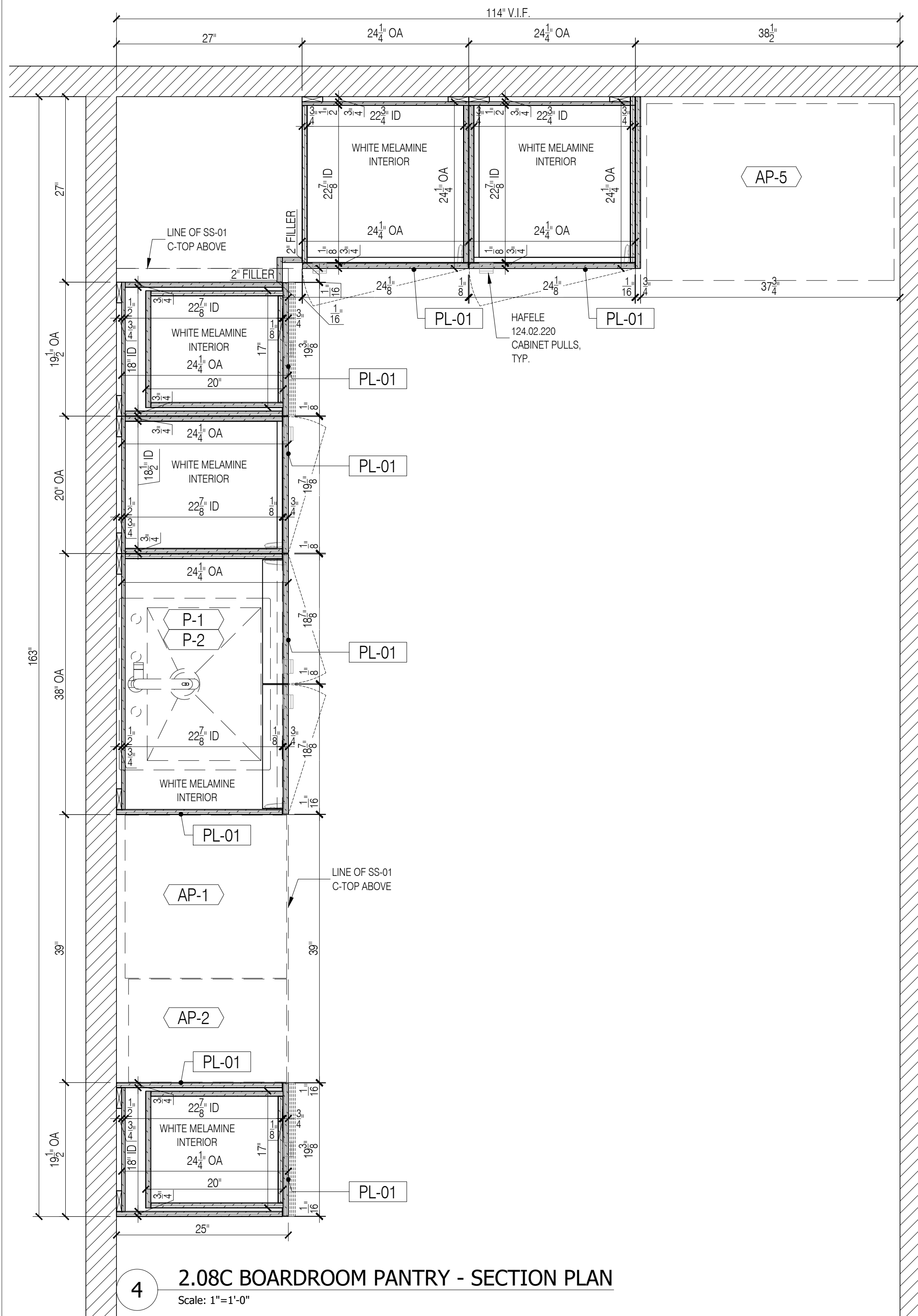
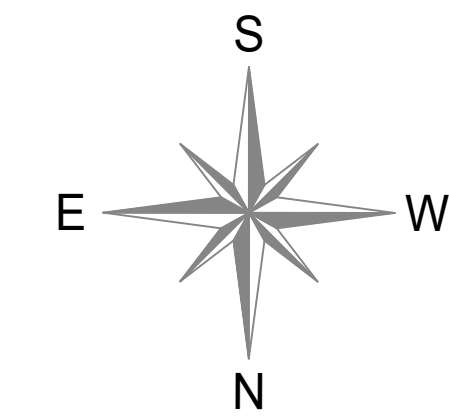
- SEE ARCHITECTURAL DWG FOR FINISH SCHEDULE
- ARCHITECT PLEASE CONFIRM ALL MARKED/NOTED CONDITIONS
- ALL DIMENSIONS ARE VERIFY IN THE FIELD

- ALL EDGES ARE TAPPED TO MATCH FACE FINISH U.N.O.
- GC TO COORDINATE EXACT LOCATION OF OUTLET WITH MILLWORK
- GC TO PROVIDE ALL NECESSARY BLOCKING AS REQUIRED

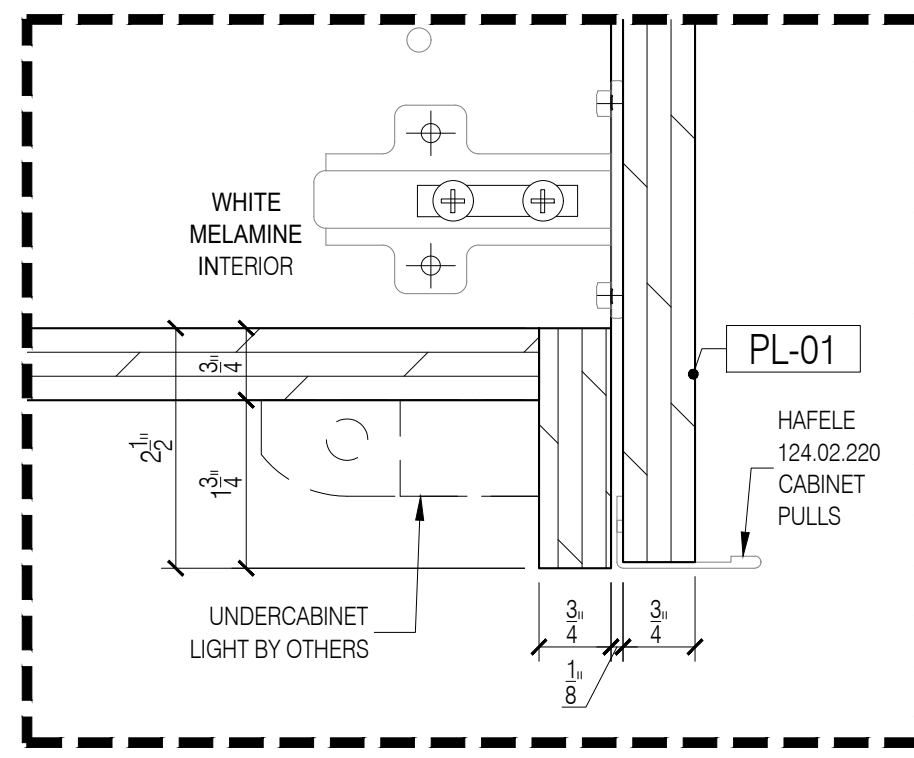
QUANTITY				
ITEM #	FLOOR	DESCRIPTION	QTY	SUB TOTAL
10.	2ND.	BOARDROOM PANTRY	1 EA.	
TOTAL			1 EA.	

REFERENCE DWG :

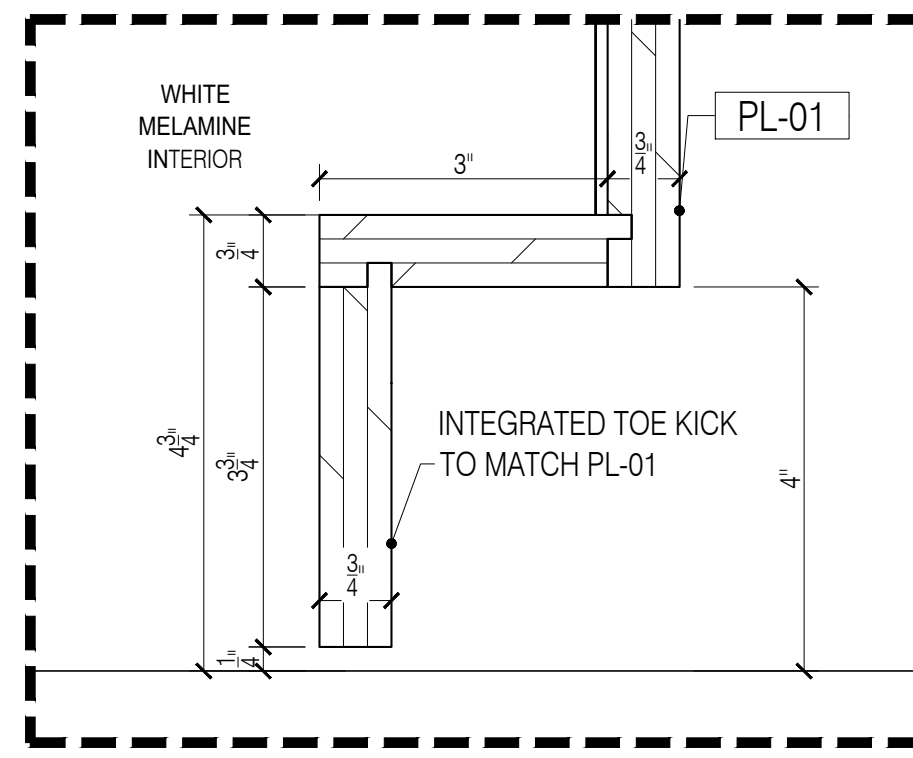
- A-101.00
- A-703.00
- A-801.00
- PRE-CONSTRUCTION REV. 21, DECEMBER, 2020



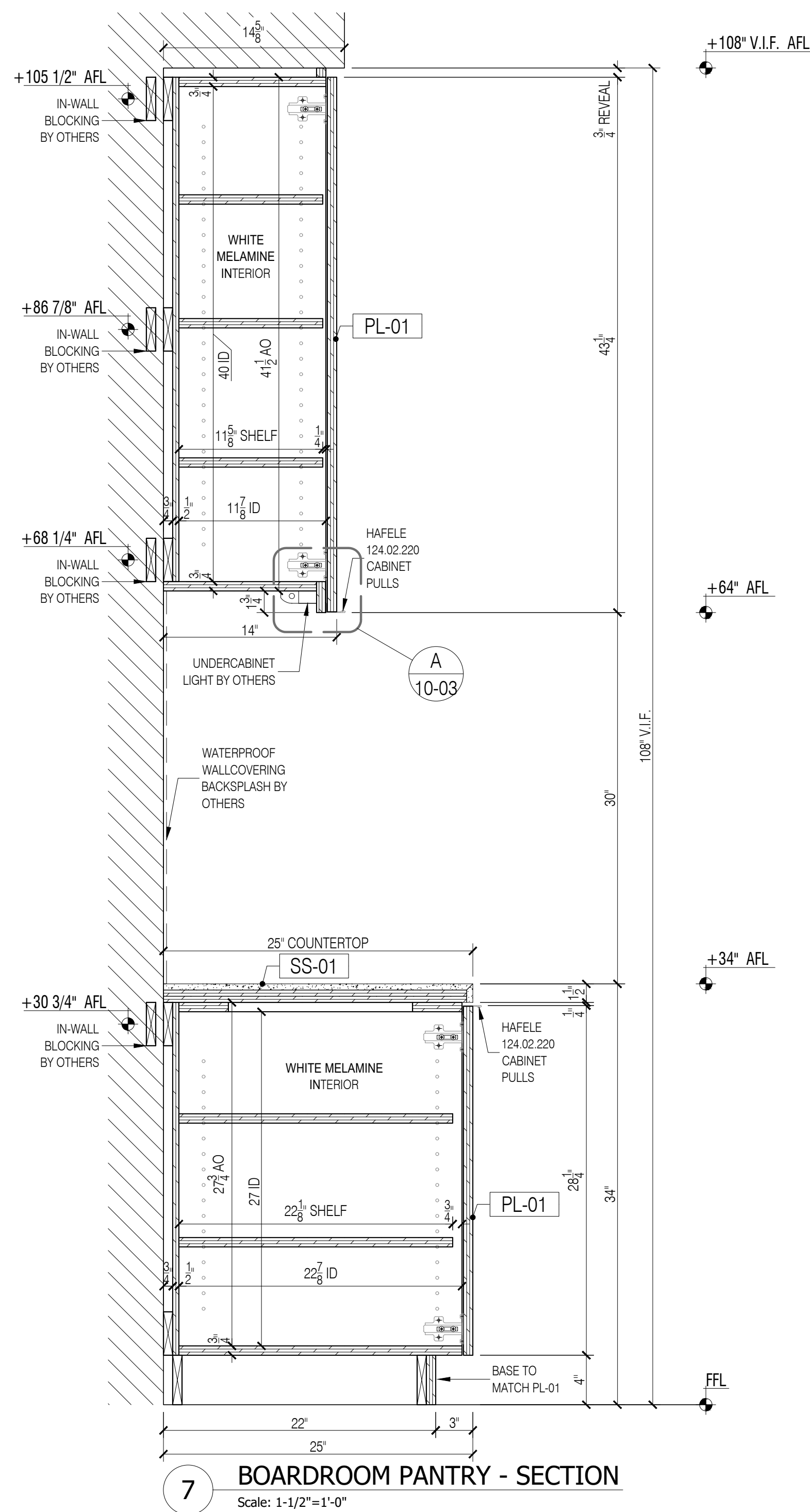
DATE:	04/01/2021
NAME:	M.K.
NO.:	1
REVISIONS:	SUBMISSION FOR APPROVAL
SAMPLE PROJECT	
Firepoint Accelerating Excellence	
DATE:	04/09/2021
DRAWN BY:	M.K.
ARCHITECT:	TPG ARCHITECTURE 1300 WALT WHITMAN ROAD, MELVILLE, NY 11747
CONTRACTOR:	
DRAWING TITLE:	BOARDROOM PANTRY SECTION PLANS, SECTION
ROOM OR SPACE:	2.08C 2ND.
PROJECT NUMBER:	418-20
DRAWING NUMBER:	10-02
2 OF 3	



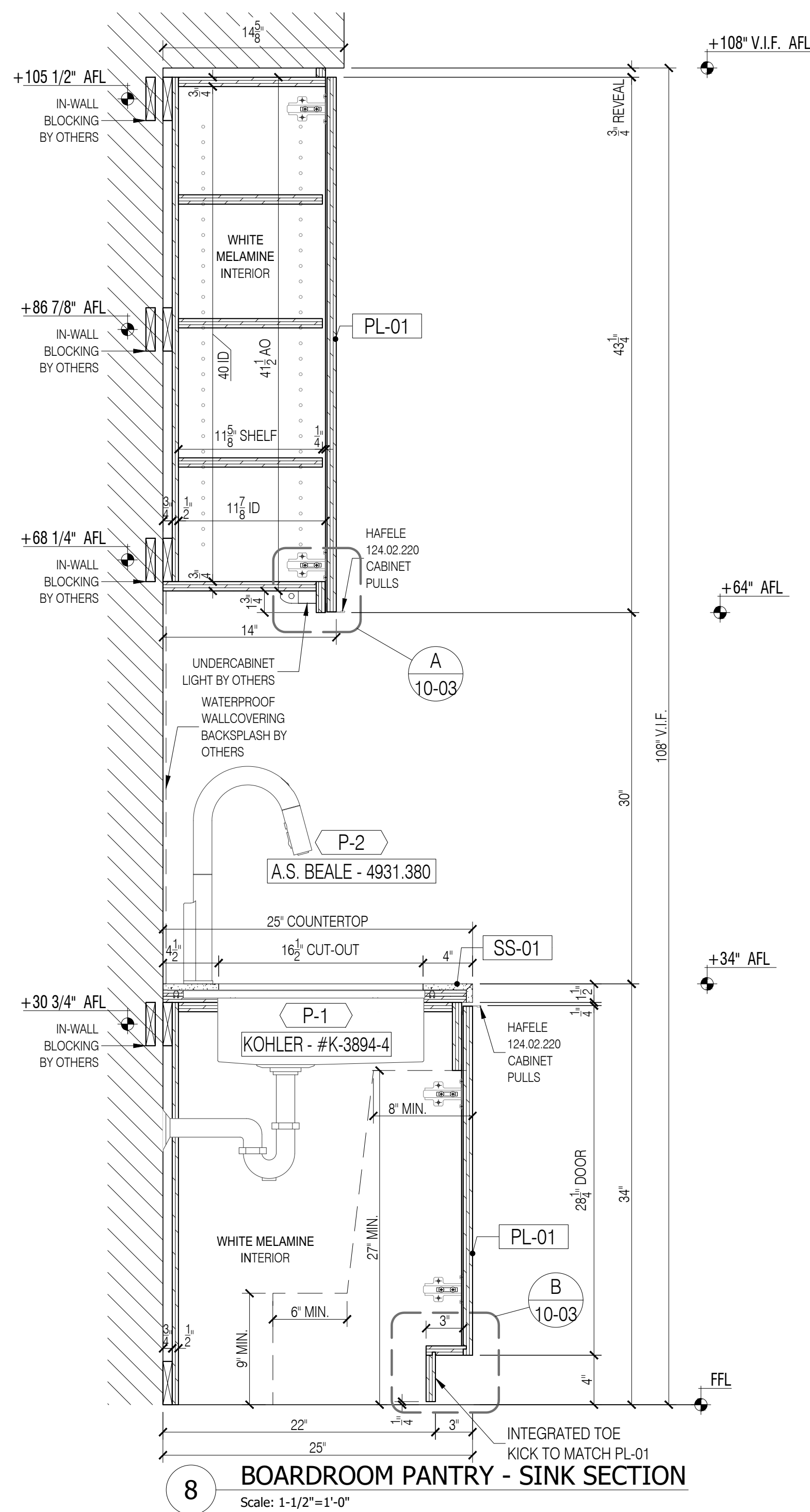
A DETAIL - UNDERCABINET LIGHT
Scale: 6"=1'-0"



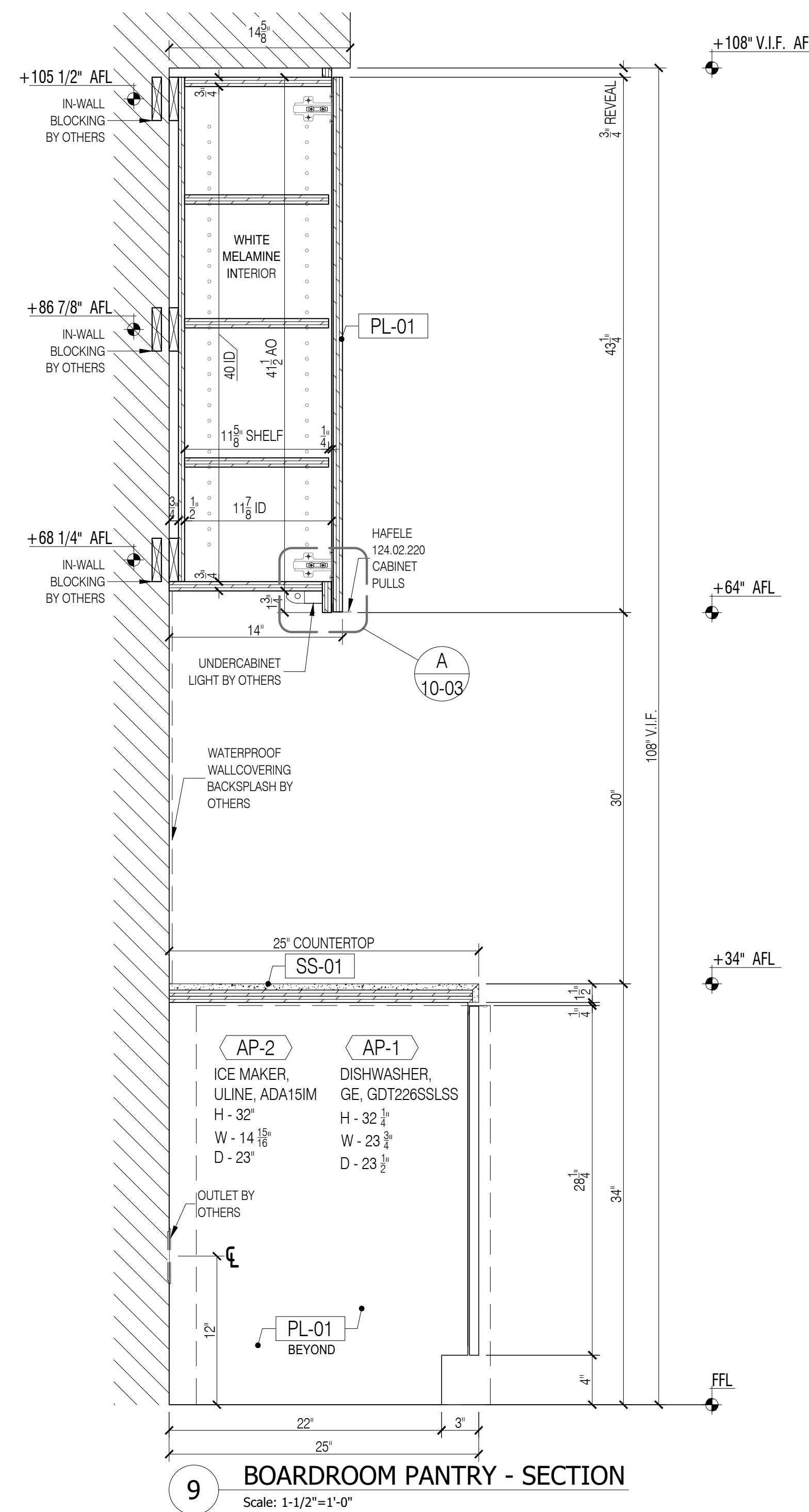
B DETAIL - TOE KICK
Scale: 6"=1'-0"



7 BOARDROOM PANTRY - SECTION
Scale: 1-1/2"=1'-0"



8 BOARDROOM PANTRY - SINK SECTION
Scale: 1-1/2"=1'-0"



9 BOARDROOM PANTRY - SECTION
Scale: 1-1/2"=1'-0"

- GENERAL NOTES**
- SEE ARCHITECTURAL DWG FOR FINISH SCHEDULE
 - ARCHITECT PLEASE CONFIRM ALL MARKED/NOTED CONDITIONS
 - ALL DIMENSIONS ARE VERIFY IN THE FIELD
- ALL EDGES ARE TAPPED TO MATCH FACE FINISH U.N.O.
 - GC TO COORDINATE EXACT LOCATION OF OUTLET WITH MILLWORK
 - GC TO PROVIDE ALL NECESSARY BLOCKING AS REQUIRED

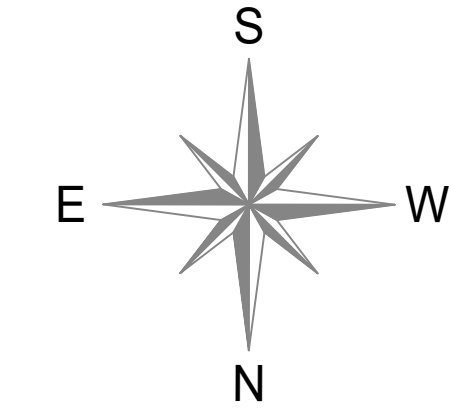
QUANTITY

ITEM #	FLOOR	DESCRIPTION	QTY	SUB TOTAL
10.	2ND.	BOARDROOM PANTRY	1 EA.	
TOTAL			1 EA.	

- REFERENCE DWG :**
- A-101.00
 - A-703.00
 - A-801.00
 - PRE-CONSTRUCTION REV. 21, DECEMBER, 2020

APPLIANCE SCHEDULE

AP-1	- DISHWASHER / GE / GDT226SSLSS
AP-2	- ICE MAKER / ULINE / ADA151M
AP-3	- WATER DISPENSER / QUENCH / 628
AP-4	- MICROWAVE / GE / PEB9159SJS
AP-5	- REFRIGERATOR / MONOGRAM / ZICS360NHLH
P-1	- SINK / KOHLER / #K-3894-4
P-2	- FAUCET / AMERICAN STANDARD BEALE / 4931.380



NOTE:
1. FIELD VERIFY ALL ACTUAL FRAMING CONDITIONS & EXTENT OF OPENING PRIOR TO FABRICATION.
2. PROVIDE SOLID IN-WALL BACKING FOR ALL MILLWORK FOR MOUNTING & COORDINATE WITH FRAMER

NO.	REVISIONS:	DATE:
1	SUBMISSION FOR APPROVAL	04/01/2021
2	REVISED AS PER COMMENTS	04/09/2021

SAMPLE PROJECT



DATE : 04/09/2021
DRAWN BY : M.K.
ARCHITECT : TPG ARCHITECTURE
1300 WALT WHITMAN ROAD, MELVILLE, NY 11747
CONTRACTOR :

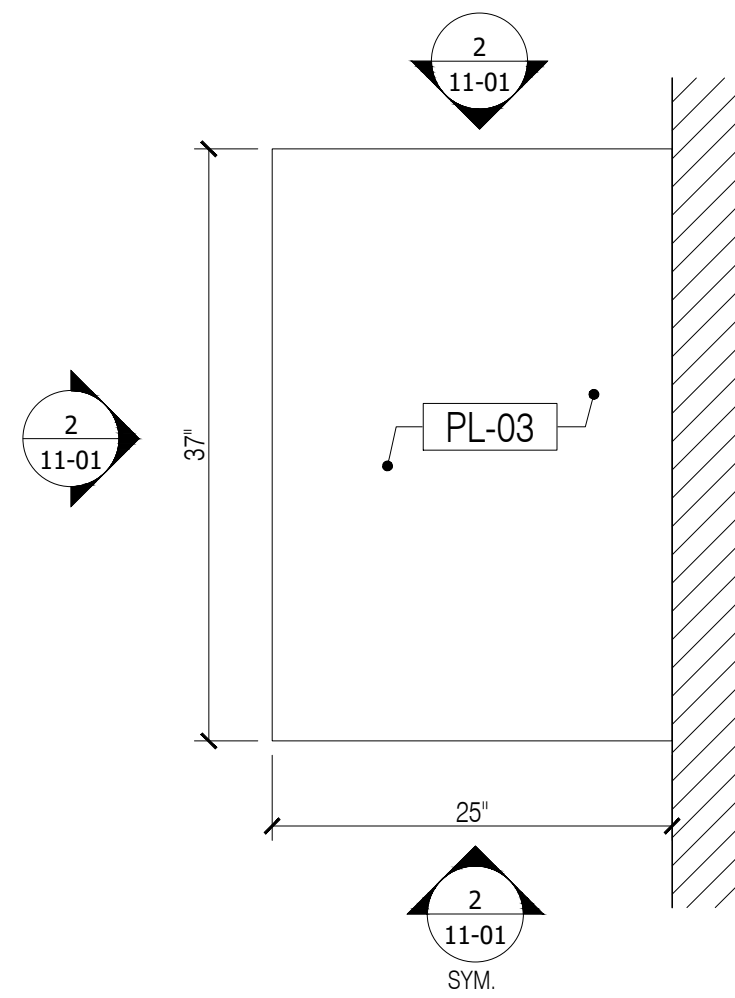
DRAWING TITLE : BOARDROOM PANTRY SECTIONS, DETAILS

ROOM OR SPACE : 2.08C 2ND.

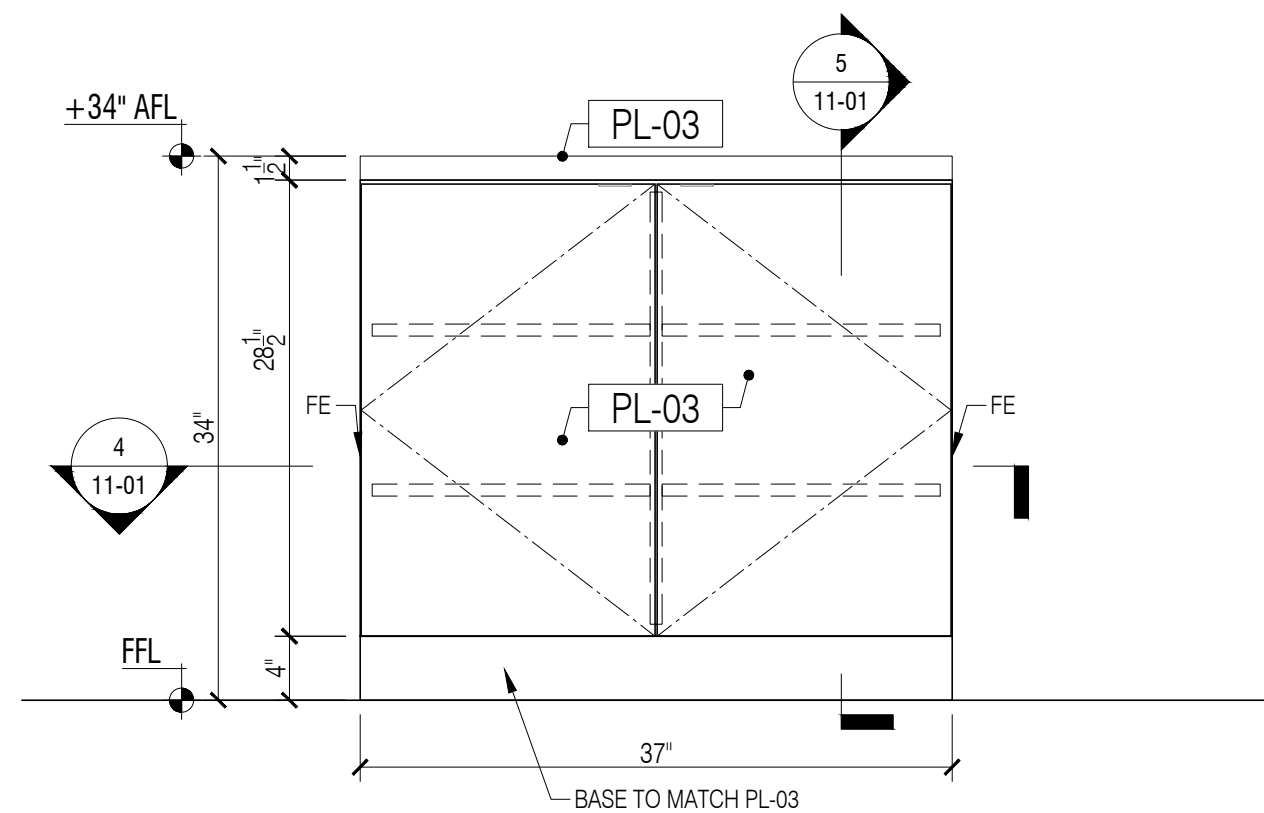
PROJECT NUMBER: 418-20

DRAWING NUMBER: 10-03

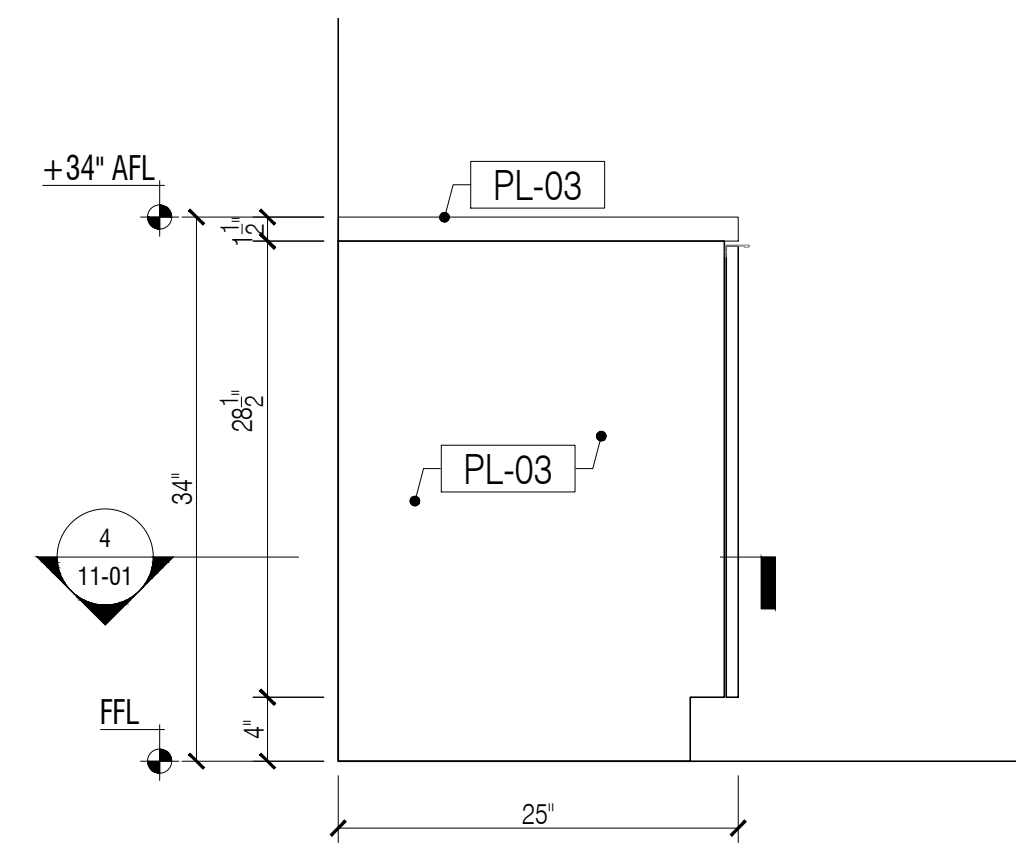
NOTE:
 1. FIELD VERIFY ALL ACTUAL FRAMING CONDITIONS & EXTENT OF OPENING PRIOR TO FABRICATION.
 2. PROVIDE SOLID IN-WALL BACKING FOR ALL MILLWORK FOR MOUNTING & COORDINATE WITH FRAMER



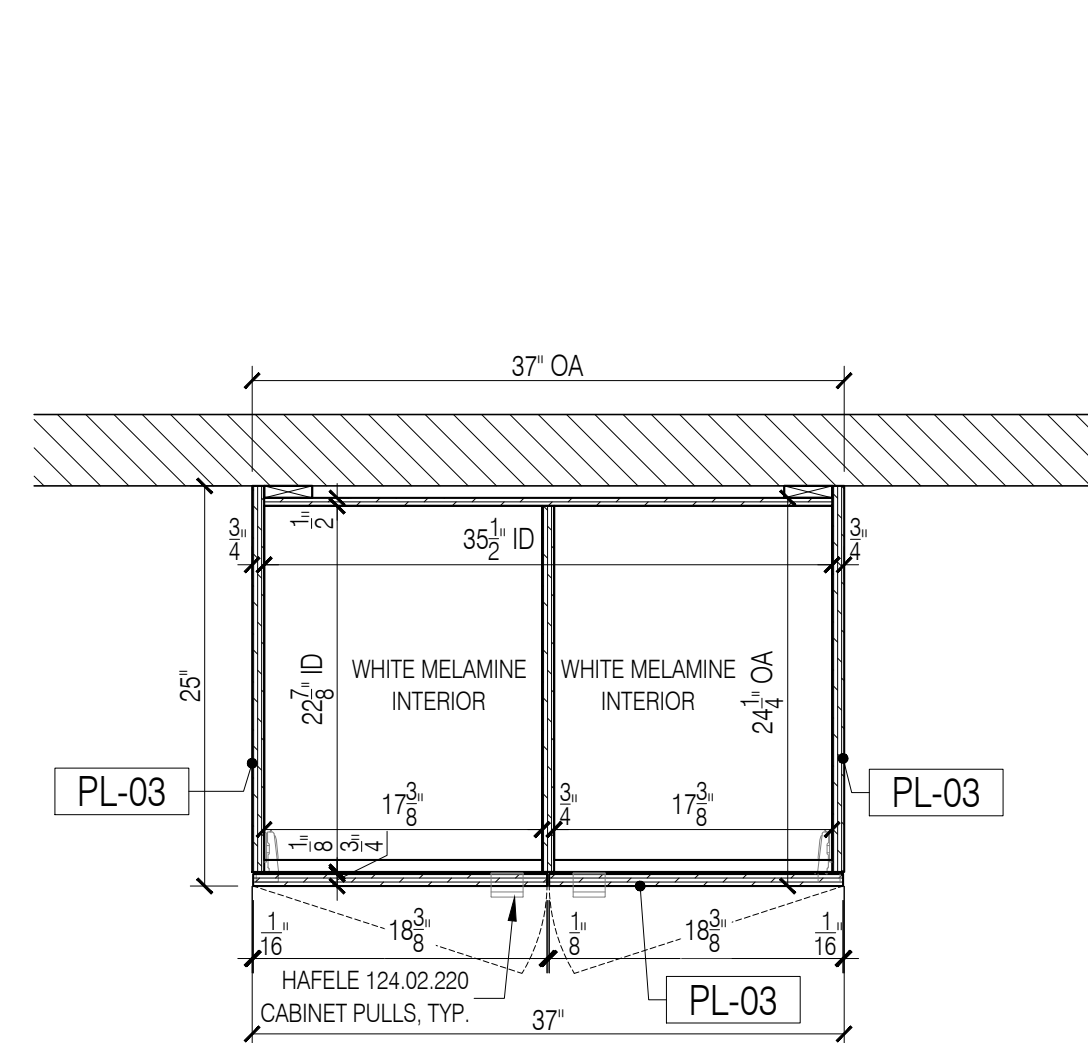
1 2.11A IT AREA - PLAN
 Scale: 1"=1'-0"



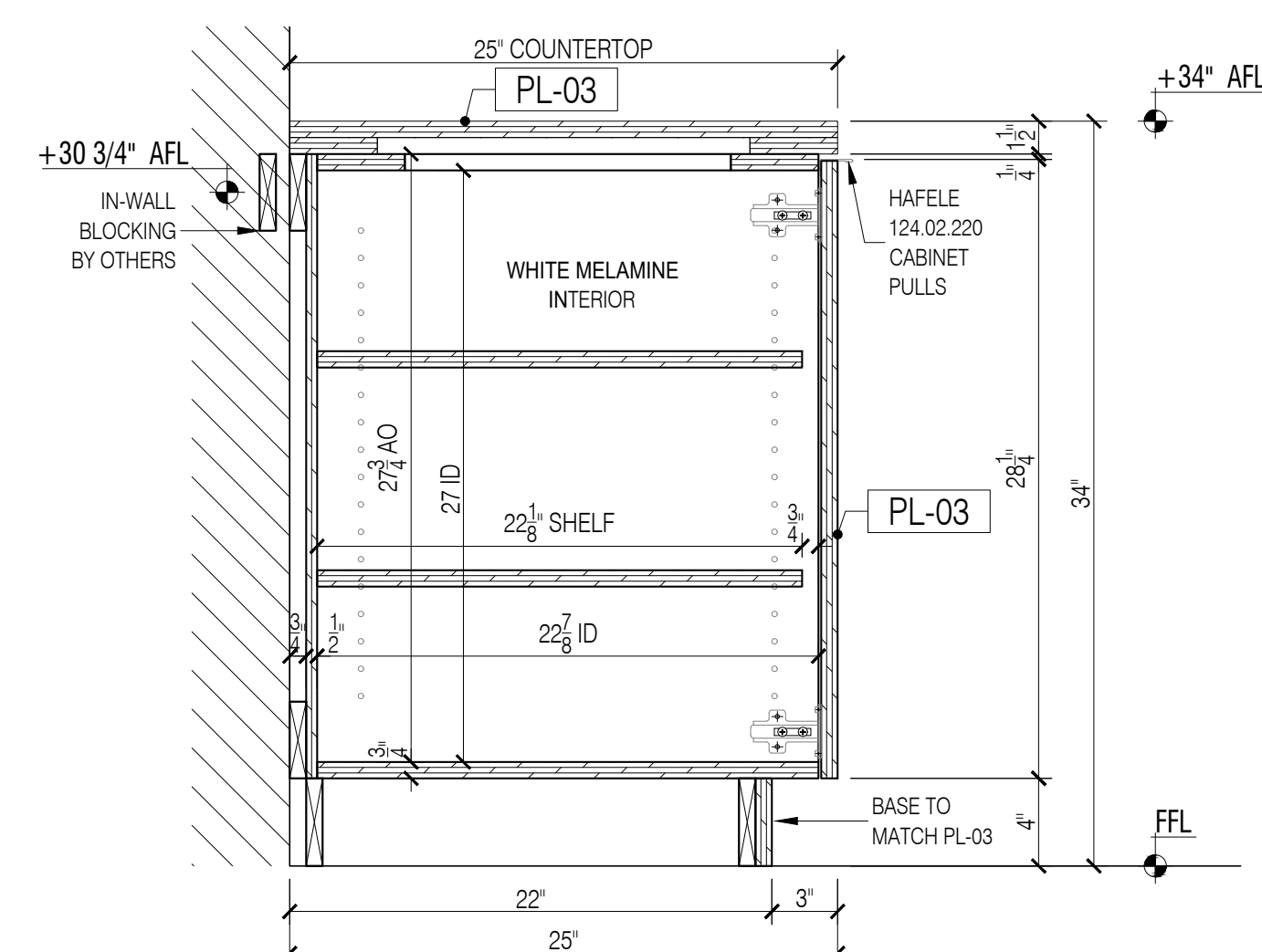
2 2.11A IT AREA - ELEVATION
 Scale: 1"=1'-0"



3 2.11A IT AREA - ELEVATION
 Scale: 1"=1'-0"



4 2.11A IT AREA - SECTION PLAN
 Scale: 1"=1'-0"



5 IT AREA - SECTION
 Scale: 1-1/2"=1'-0"

GENERAL NOTES

- SEE ARCHITECTURAL DWG FOR FINISH SCHEDULE
- ARCHITECT PLEASE CONFIRM ALL MARKED/NOTED CONDITIONS
- ALL DIMENSIONS ARE VERIFY IN THE FIELD

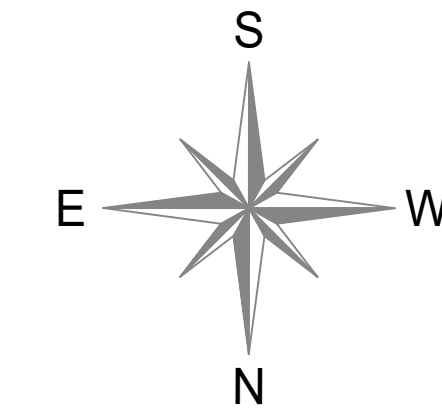
- ALL EDGES ARE TAPPED TO MATCH FACE FINISH U.N.O.
- GC TO COORDINATE EXACT LOCATION OF OUTLET WITH MILLWORK
- GC TO PROVIDE ALL NECESSARY BLOCKING AS REQUIRED

QUANTITY

ITEM #	FLOOR	DESCRIPTION	QTY	SUB TOTAL
11.	2ND.	IT AREA	1 EA.	
TOTAL			1 EA.	

REFERENCE DWG :

- A-101.00
- A-701.00
- A-801.00
- PRE-CONSTRUCTION REV. 21, DECEMBER, 2020



DATE:	04/09/2021
NAME:	M.K.
NO:	1
REVISIONS:	SUBMISSION FOR APPROVAL

SAMPLE PROJECT



DATE : 04/09/2021

DRAWN BY : M.K.

ARCHITECT : TPG ARCHITECTURE
 1300 WALT WHITMAN ROAD, MELVILLE, NY 11747

CONTRACTOR :

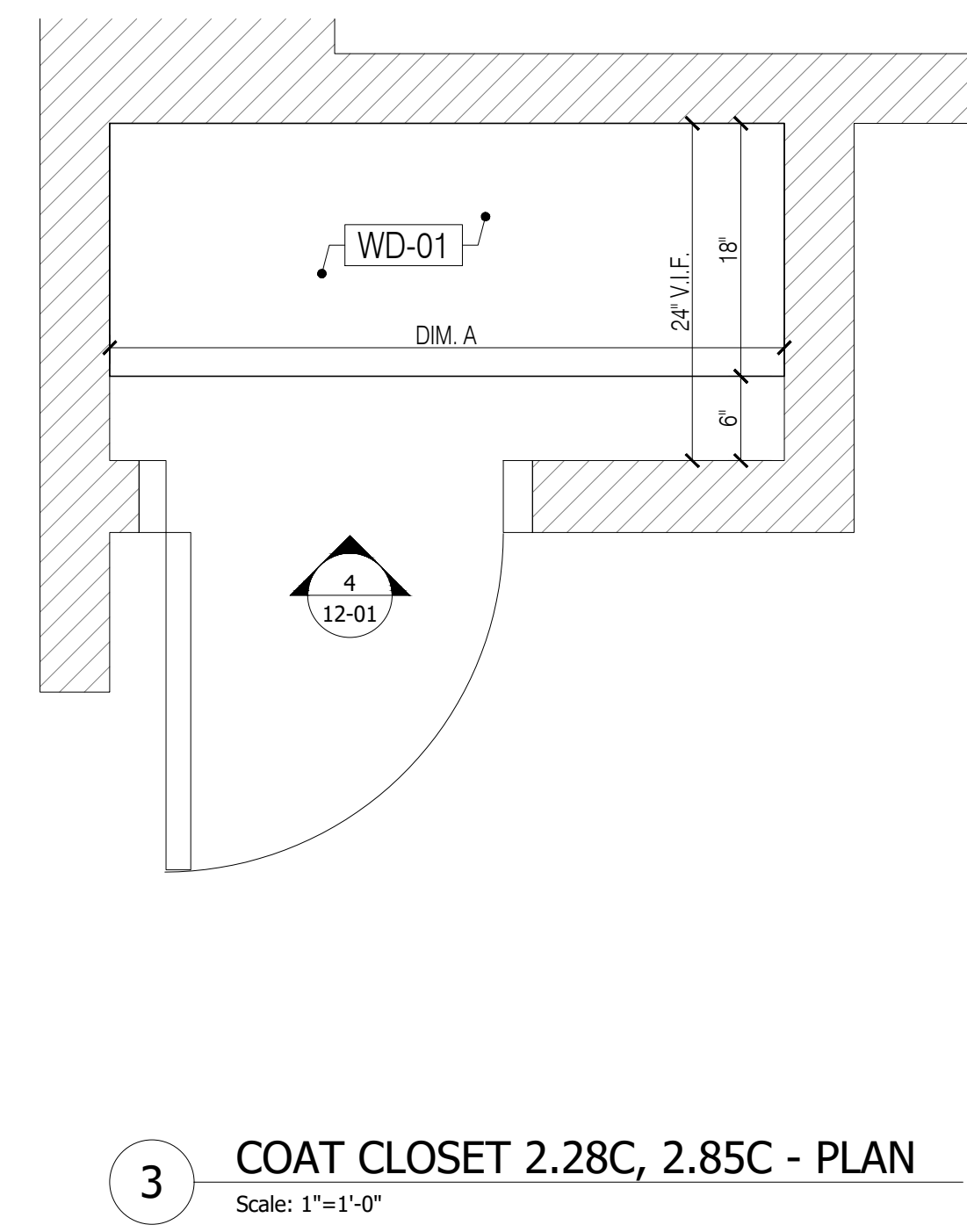
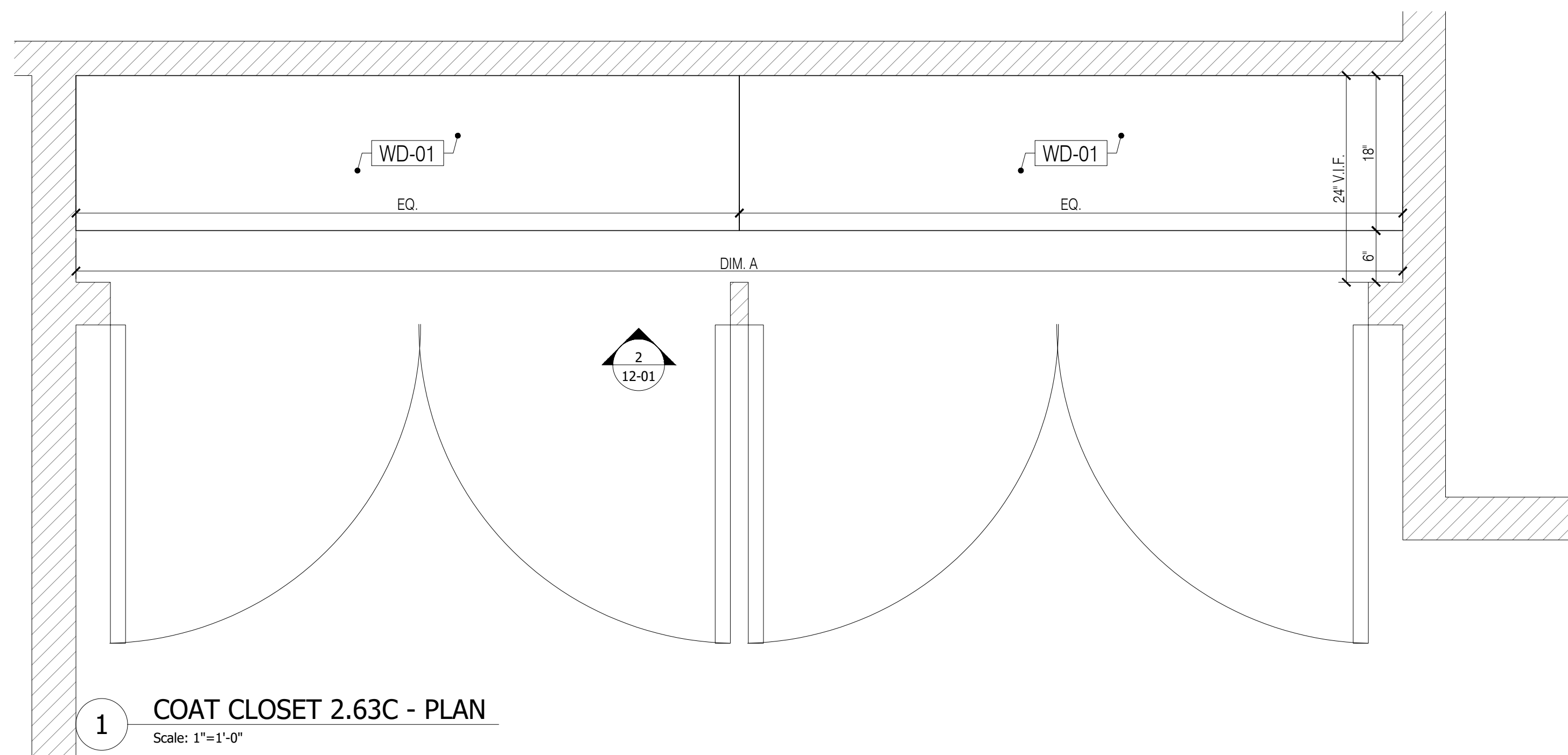
DRAWING TITLE : IT AREA PLAN, ELEVATION, SECTIONS

ROOM OR SPACE : 2.11A 2ND.

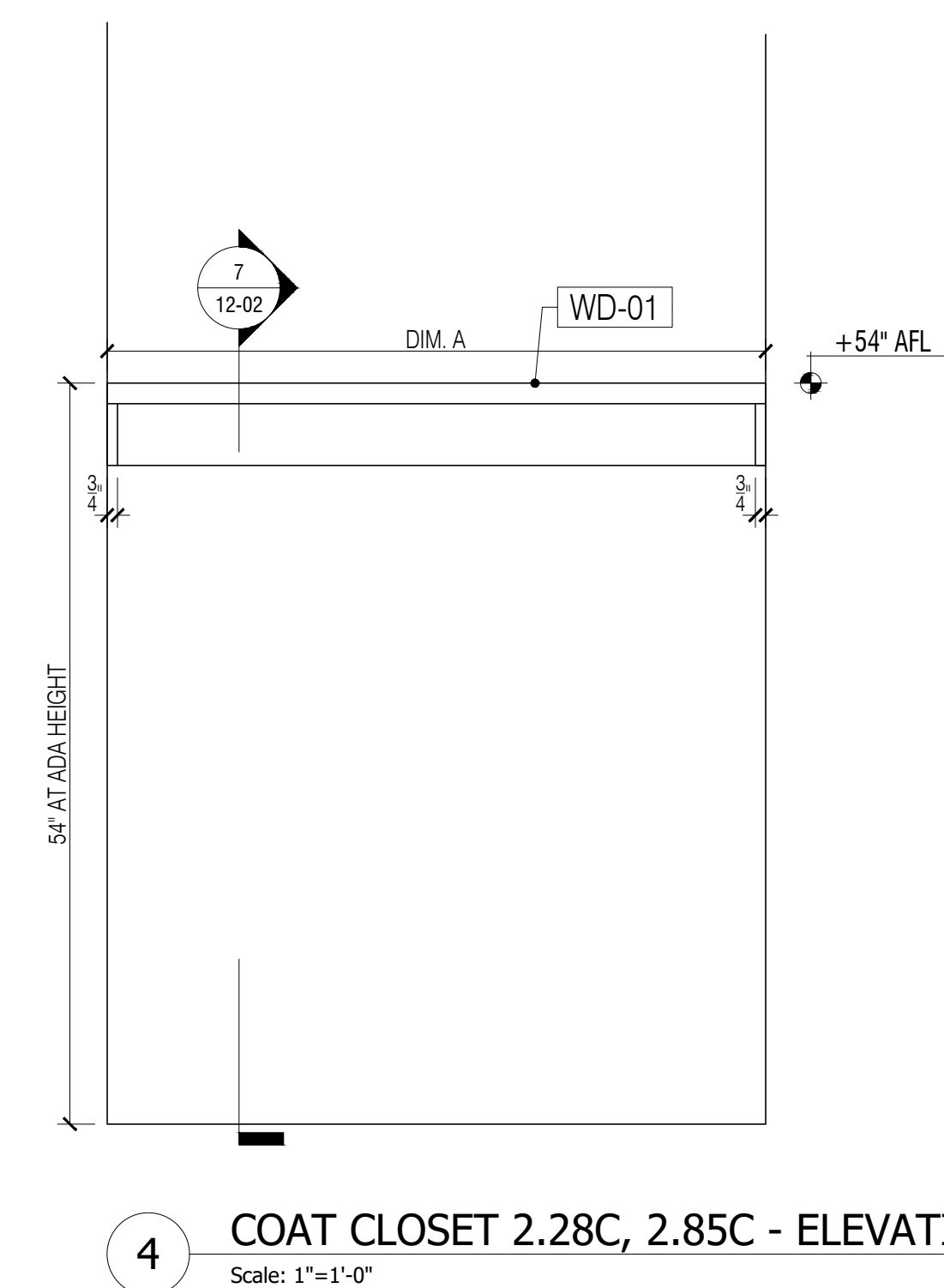
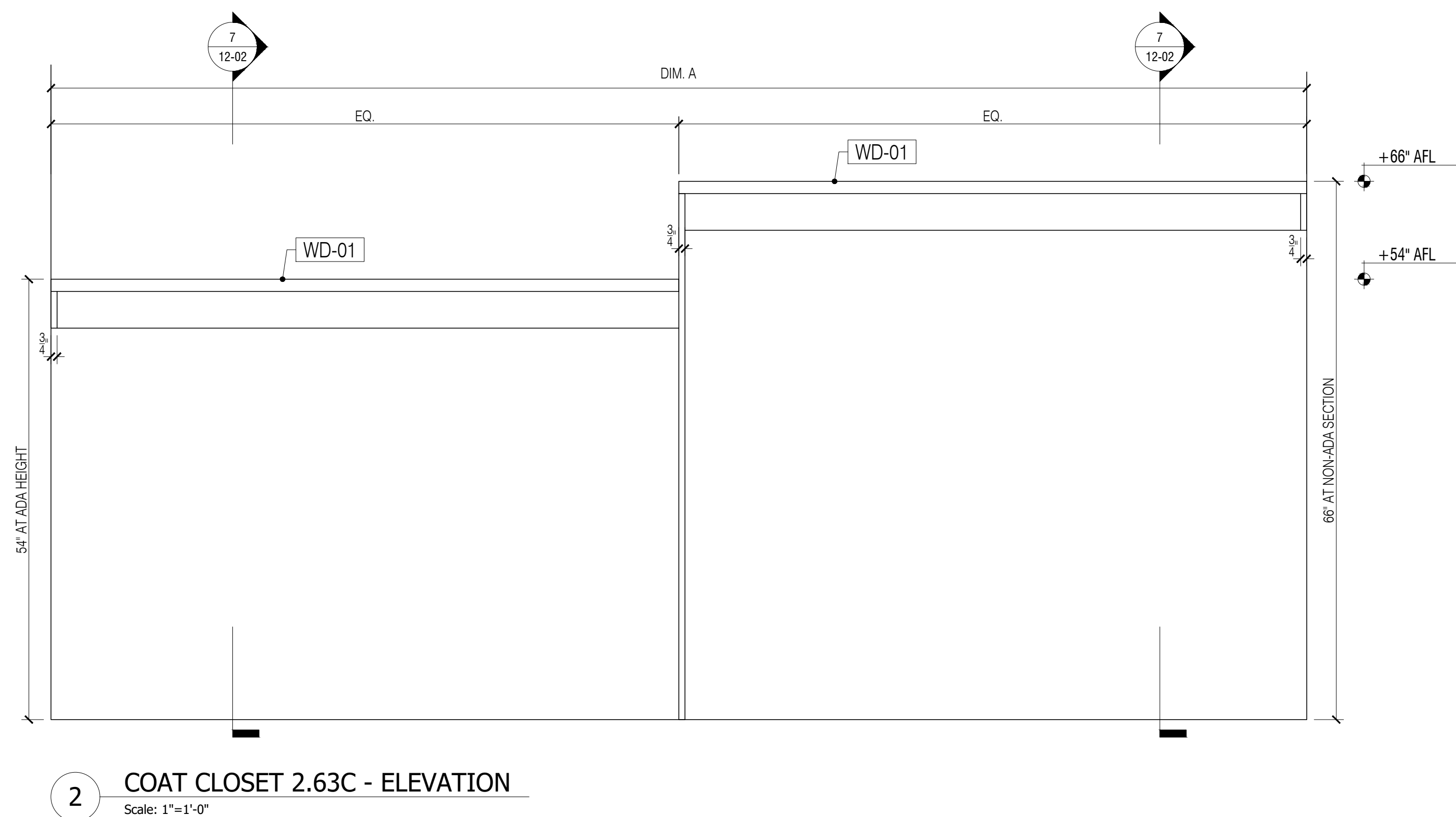
PROJECT NUMBER: 418-20

DRAWING NUMBER:

11-01



ROOM	DIM. A
2.28C	48" VIF
2.63C	124" VIF
2.85C	41" VIF



GENERAL NOTES

- SEE ARCHITECTURAL DWG FOR FINISH SCHEDULE
- ARCHITECT PLEASE CONFIRM ALL MARKED/NOTED CONDITIONS
- ALL DIMENSIONS ARE VERIFY IN THE FIELD

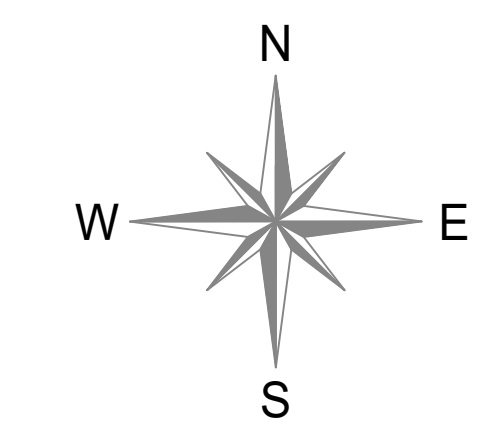
- ALL EDGES ARE TAPPED TO MATCH FACE FINISH U.N.O.
- GC TO COORDINATE EXACT LOCATION OF OUTLET WITH MILLWORK
- GC TO PROVIDE ALL NECESSARY BLOCKING AS REQUIRED

QUANTITY

ITEM #	FLOOR	DESCRIPTION	QTY	SUB TOTAL
1.	3RD.	COAT CLOSET	4 EA.	
TOTAL			4 EA.	

REFERENCE DWG :

- A-103
- A-801
- ADDENDUM #2, 21, DECEMBER, 2020

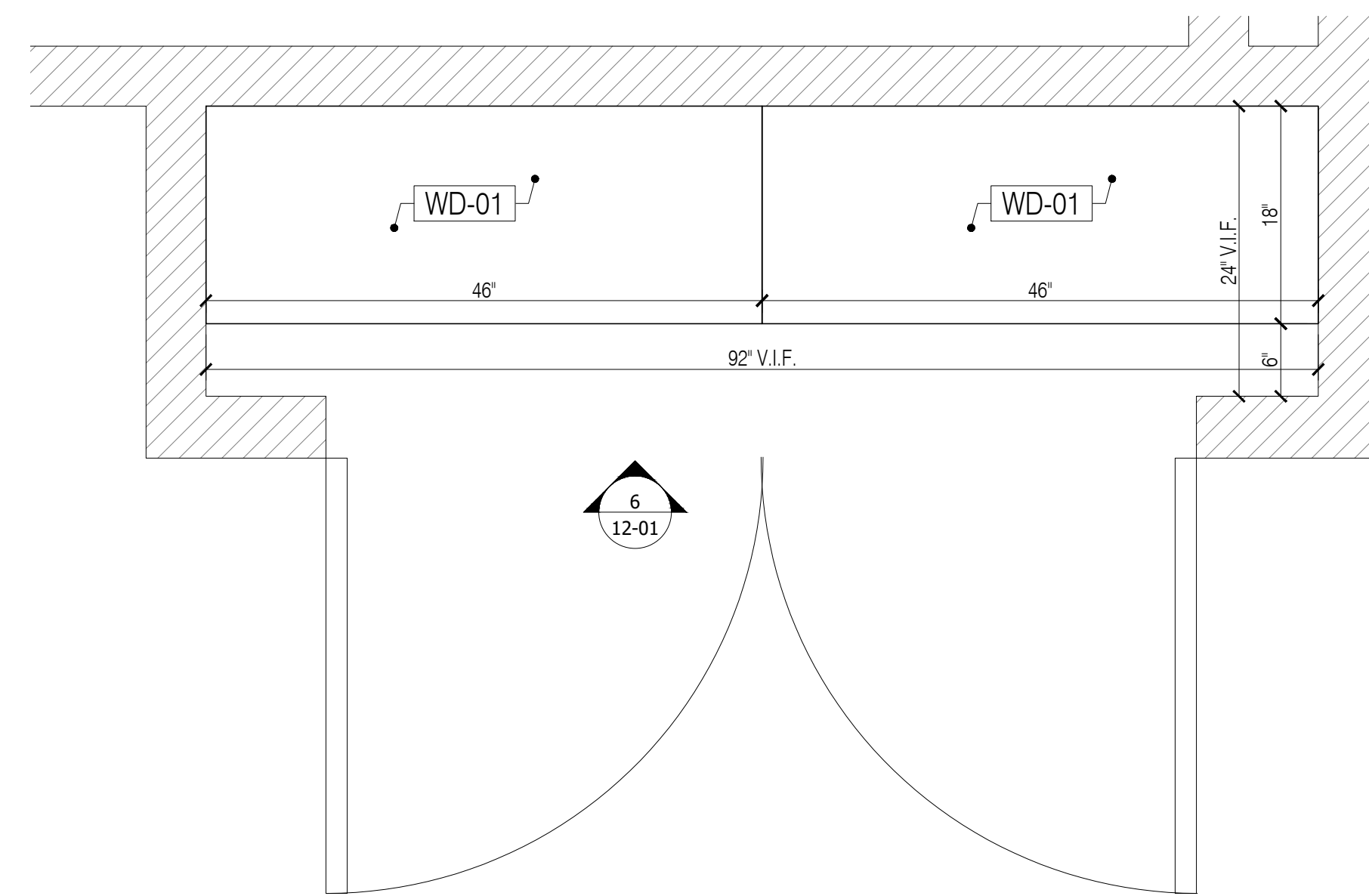


NO.	REVISIONS:	DATE:
1	SUBMISSION FOR APPROVAL	04/01/2021
2	REVISED AS PER COMMENTS	04/20/2021

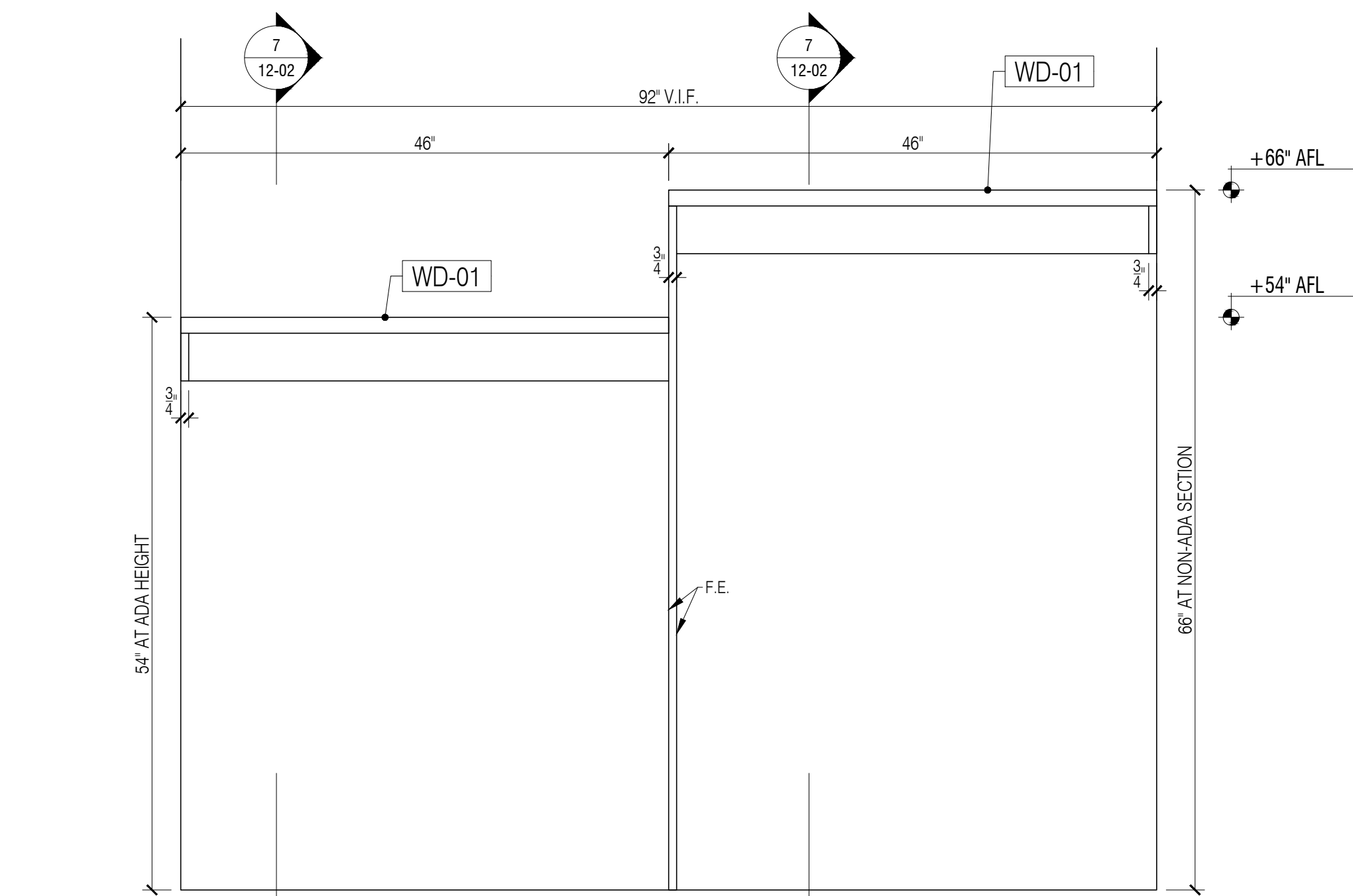
SAMPLE PROJECT



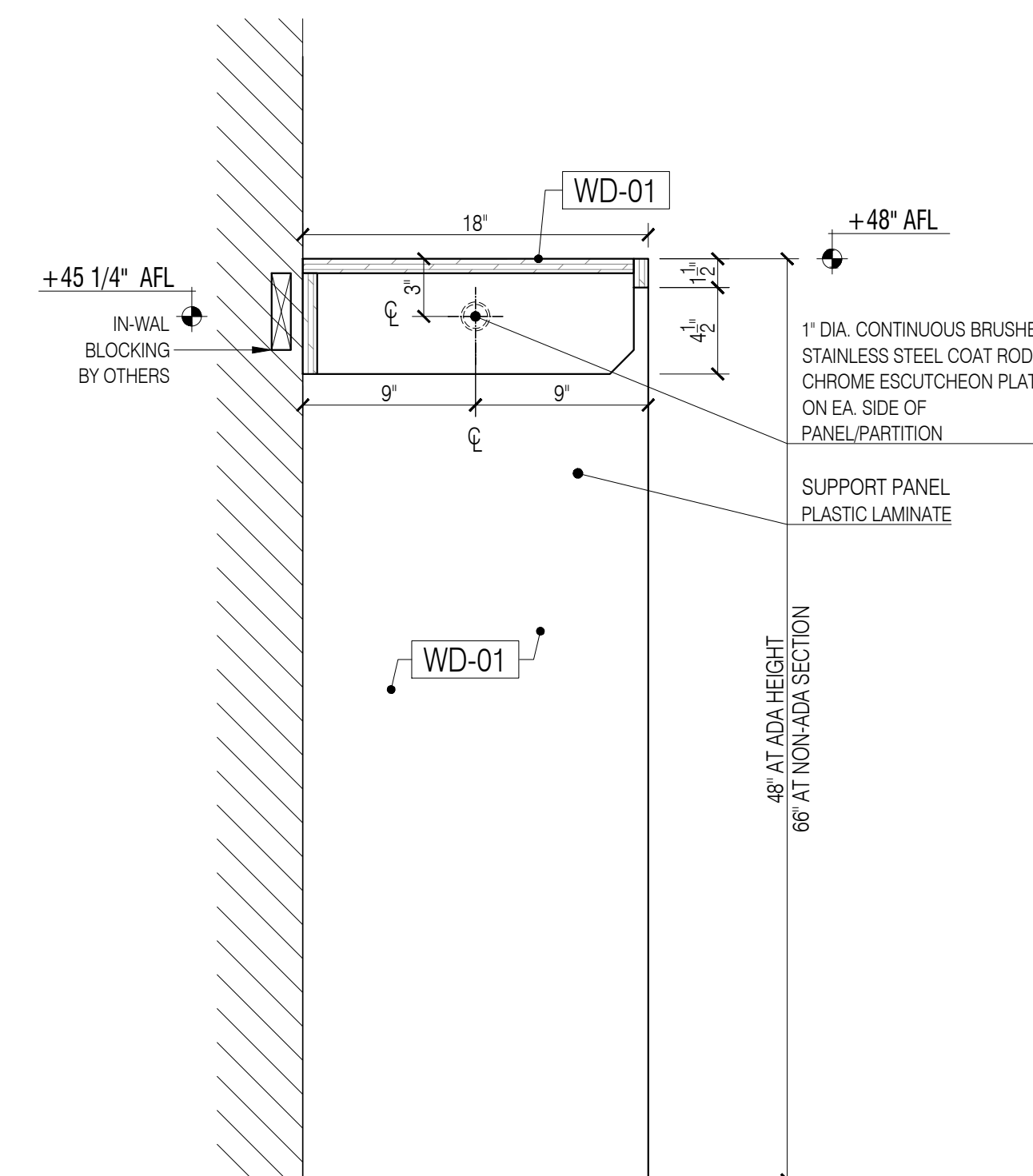
DATE :	10/12/2020
DRAWN BY :	M.Z.
ARCHITECT :	TPG RACHITECTURE 1300 WALT WHITMAN ROAD MELVILLE, NY 11747
CONTRACTOR :	
DRAWING TITLE :	COAT CLOSET PLAN, ELEVATION, SECTION
ROOM OR SPACE :	-
FLOOR :	2
PROJECT NUMBER:	418-20
DRAWING NUMBER:	12-01
1 OF 2	



5 COAT CLOSET 2.53C - PLAN
Scale: 1"=1'-0"



6 COAT CLOSET 2.53C - ELEVATION
Scale: 1"=1'-0"



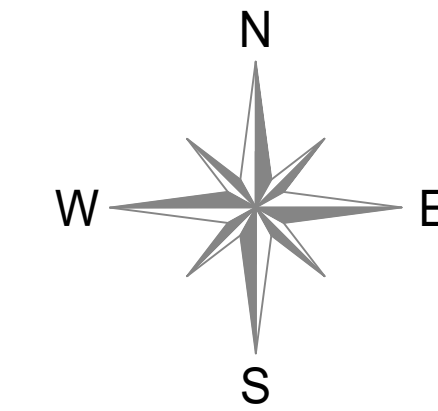
7 SECTION - COAT CLOSETS
Scale: 1-1/2"=1'-0"

- GENERAL NOTES**
- SEE ARCHITECTURAL DWG FOR FINISH SCHEDULE
 - ARCHITECT PLEASE CONFIRM ALL MARKED/NOTED CONDITIONS
 - ALL DIMENSIONS ARE VERIFY IN THE FIELD

- ALL EDGES ARE TAPPED TO MATCH FACE FINISH U.N.O.
- GC TO COORDINATE EXACT LOCATION OF OUTLET WITH MILLWORK
- GC TO PROVIDE ALL NECESSARY BLOCKING AS REQUIRED

QUANTITY				
ITEM #	FLOOR	DESCRIPTION	QTY	SUB TOTAL
1.	2ND.	COAT CLOSET	4 EA.	
TOTAL			4 EA.	

- REFERENCE DWG :**
- A-103
 - A-801
 - ADDENDUM #2, 21, DECEMBER, 2020



NO.	REVISIONS:	NAME:	DATE:
1	SUBMISSION FOR APPROVAL	M.Z.	04/01/2021
2	REVISED AS PER COMMENTS	M.Z.	04/20/2021

SAMPLE PROJECT



DATE : 10/12/2020

DRAWN BY : M.Z.

ARCHITECT : TPG RACHITECTURE
1300 WALT WHITMAN ROAD MELVILLE, NY 11747

CONTRACTOR :

DRAWING TITLE : COAT CLOSET
PLAN, ELEVATION, SECTION

ROOM OR SPACE : - FLOOR : 2

PROJECT NUMBER: 418-20

DRAWING NUMBER:

12-02

NOTE:
1. FIELD VERIFY ALL ACTUAL FRAMING CONDITIONS & EXTENT OF OPENING PRIOR TO FABRICATION.
2. PROVIDE SOLID IN-WALL BACKING FOR ALL MILLWORK FOR MOUNTING & COORDINATE WITH FRAMER

NOTE:
V.I.F. CEILING HEIGHTS HOLD SPACING FROM COUNTERTOP TO UPPERS. IF NECESSARY, SHORTEN THE HEIGHT OF UPPER CABINETS TO ACCOMMODATE FOR ADJUSTED CEILING HEIGHT.

GENERAL NOTES

- SEE ARCHITECTURAL DWG FOR FINISH SCHEDULE
- ARCHITECT PLEASE CONFIRM ALL MARKED/NOTED CONDITIONS
- ALL DIMENSIONS ARE VERIFY IN THE FIELD

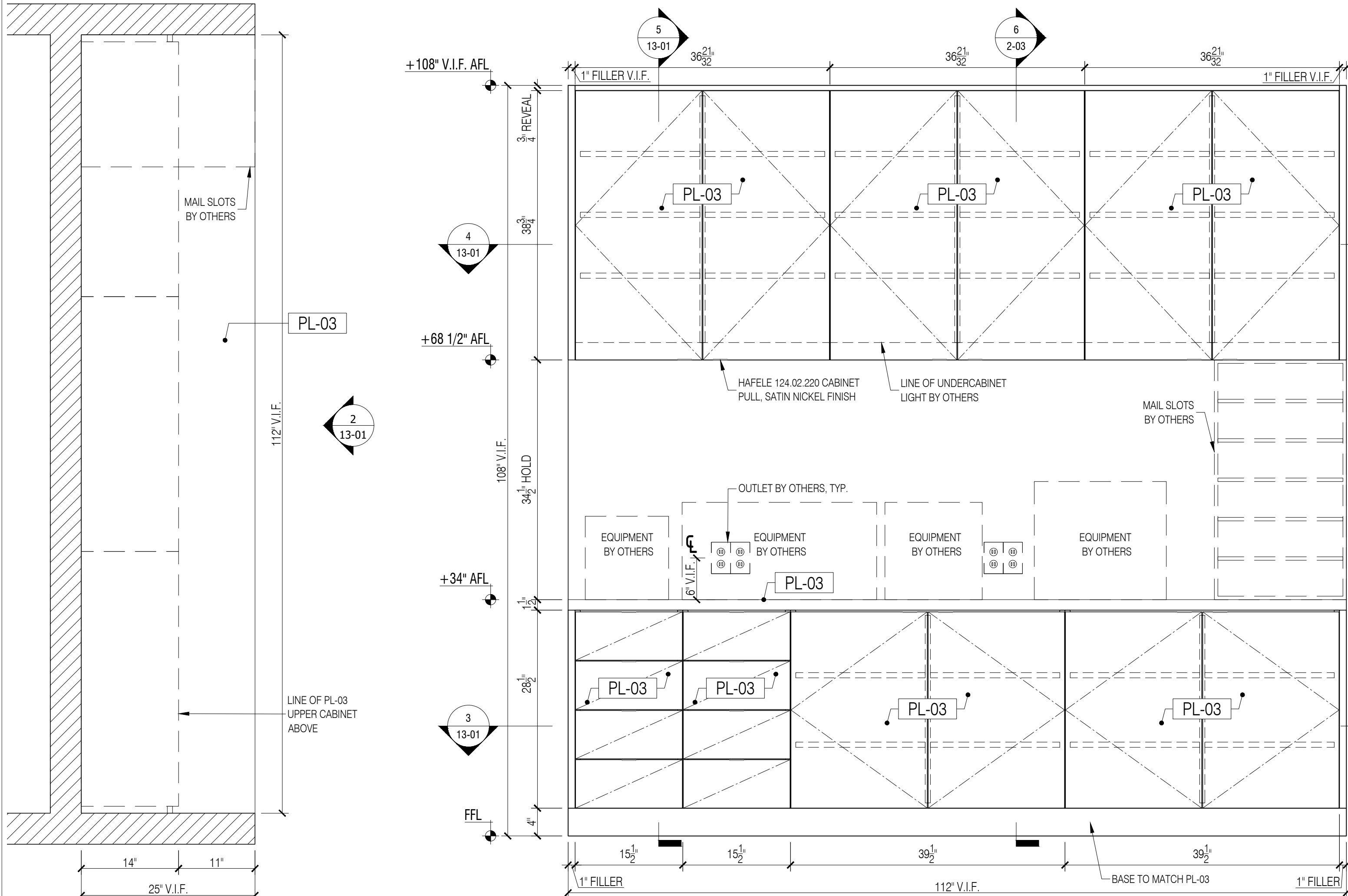
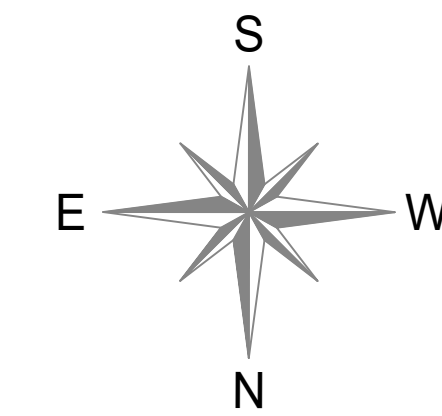
- ALL EDGES ARE TAPPED TO MATCH FACE FINISH U.N.O.
- GO TO COORDINATE EXACT LOCATION OF OUTLET WITH MILLWORK
- GO TO PROVIDE ALL NECESSARY BLOCKING AS REQUIRED

QUANTITY

ITEM #	FLOOR	DESCRIPTION	QTY	SUB TOTAL
13.	2ND.	IT ROOM / OPEN AREA	1 EA.	
TOTAL			1 EA.	

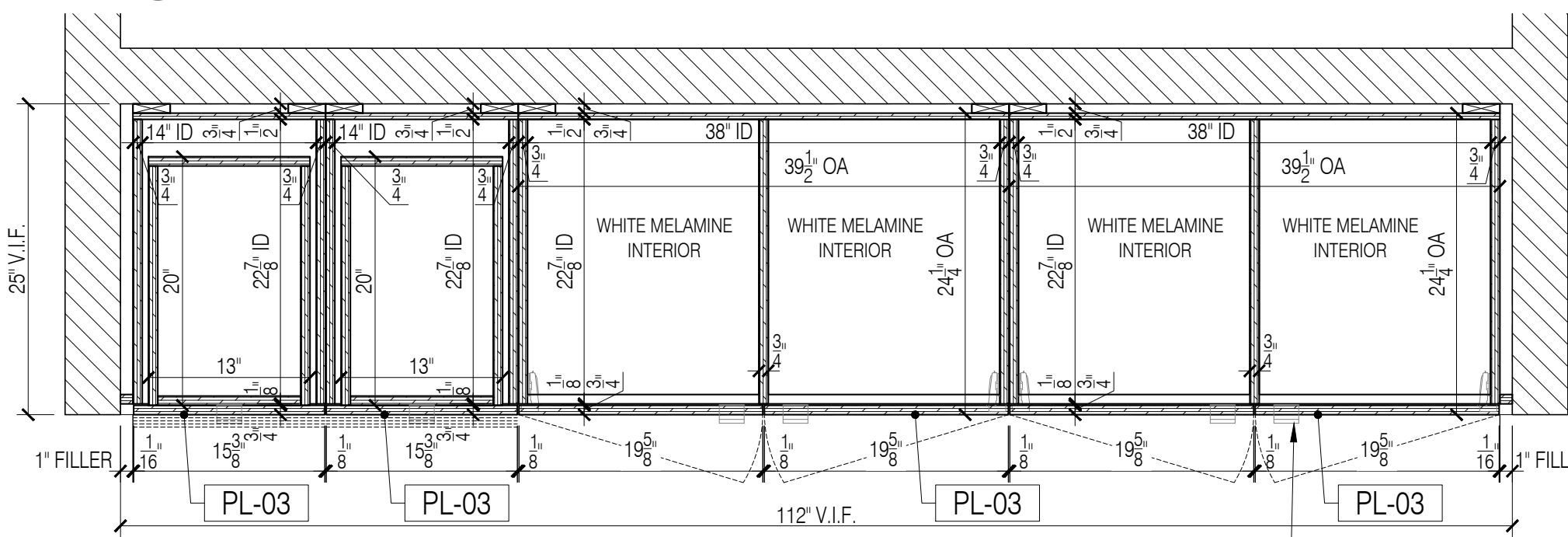
REFERENCE DWG :

- A-101.00
- A-701.00
- A-801.00
- PRE-CONSTRUCTION REV. 21, DECEMBER, 2020

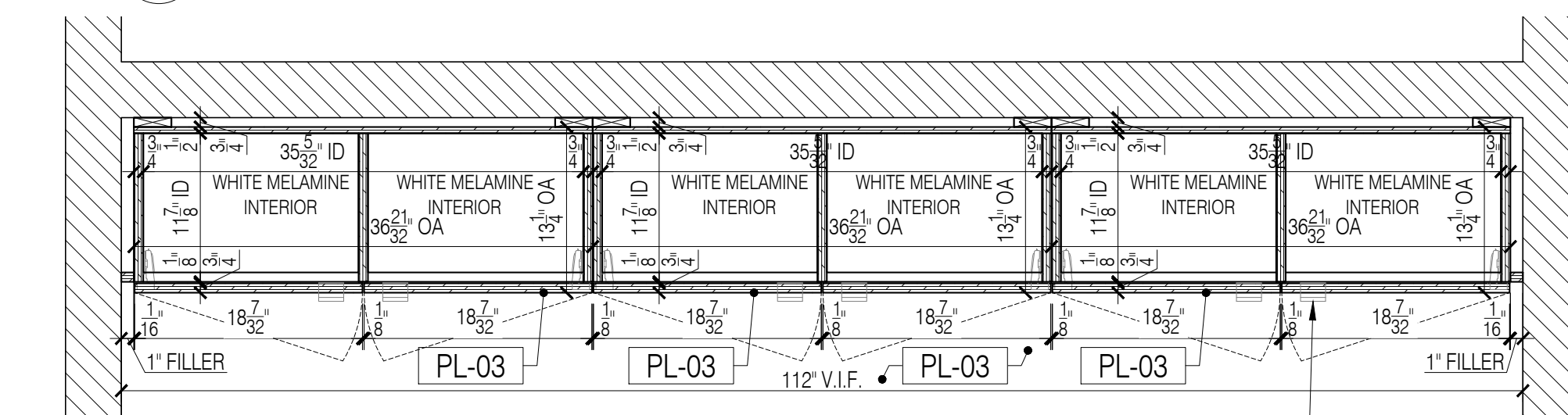


1 2.13A IT ROOM / OPEN AREA - PLAN
Scale: 1"=1'-0"

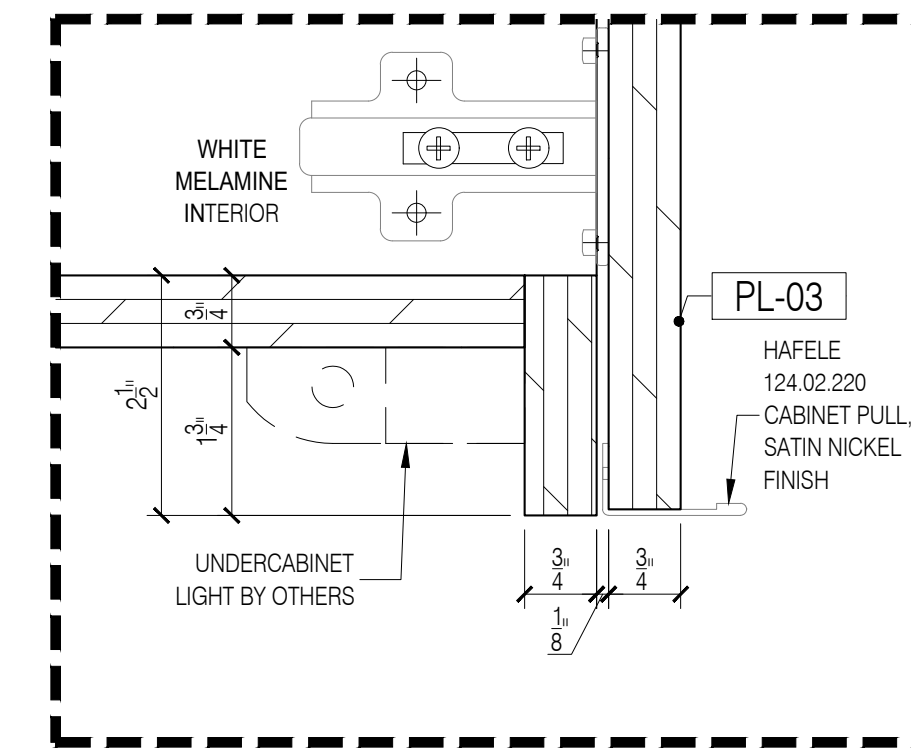
2 2.13A IT ROOM / OPEN AREA - ELEVATION
Scale: 1"=1'-0"



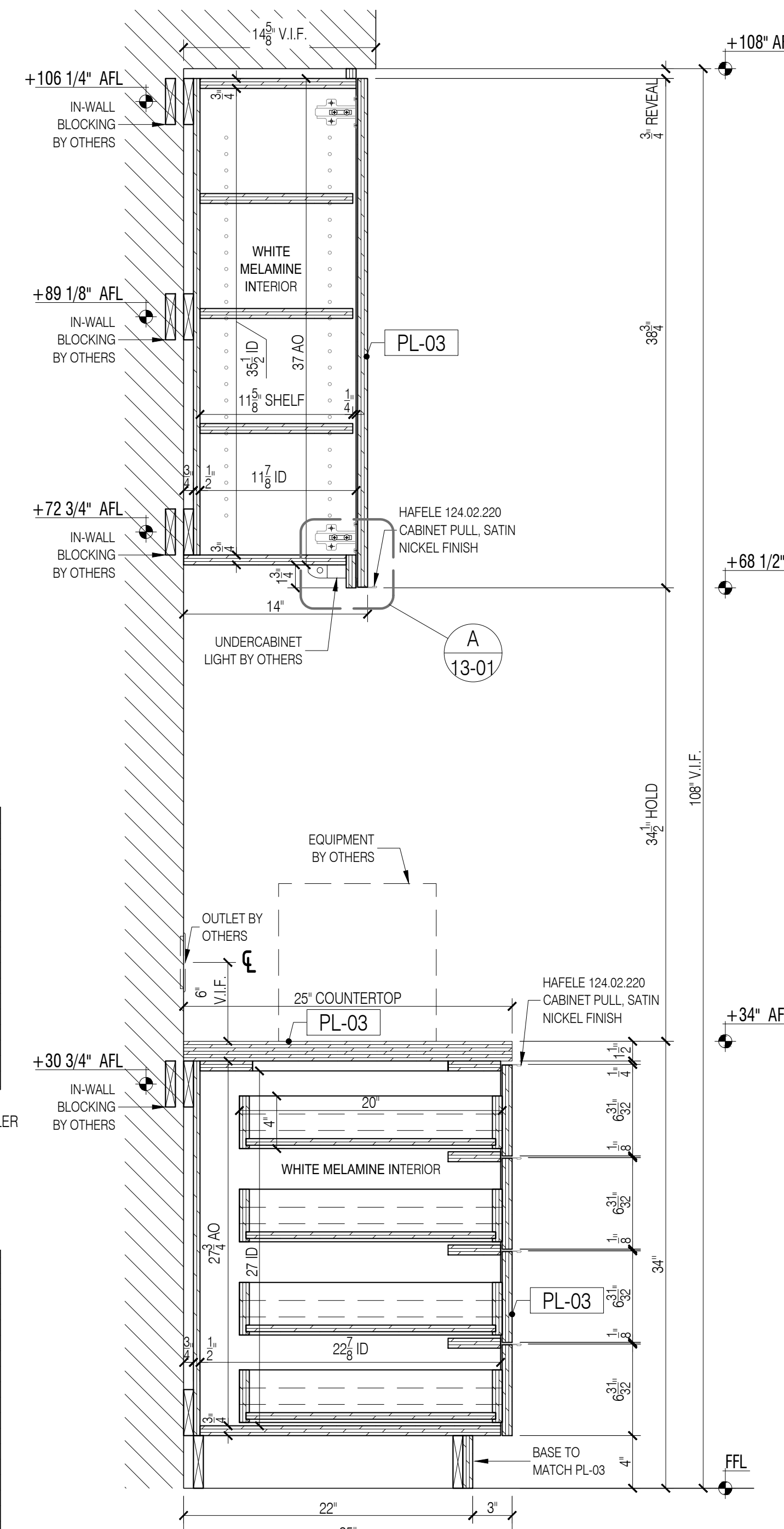
3 2.13A IT ROOM / OPEN AREA - SECTION PLAN
Scale: 1"=1'-0"



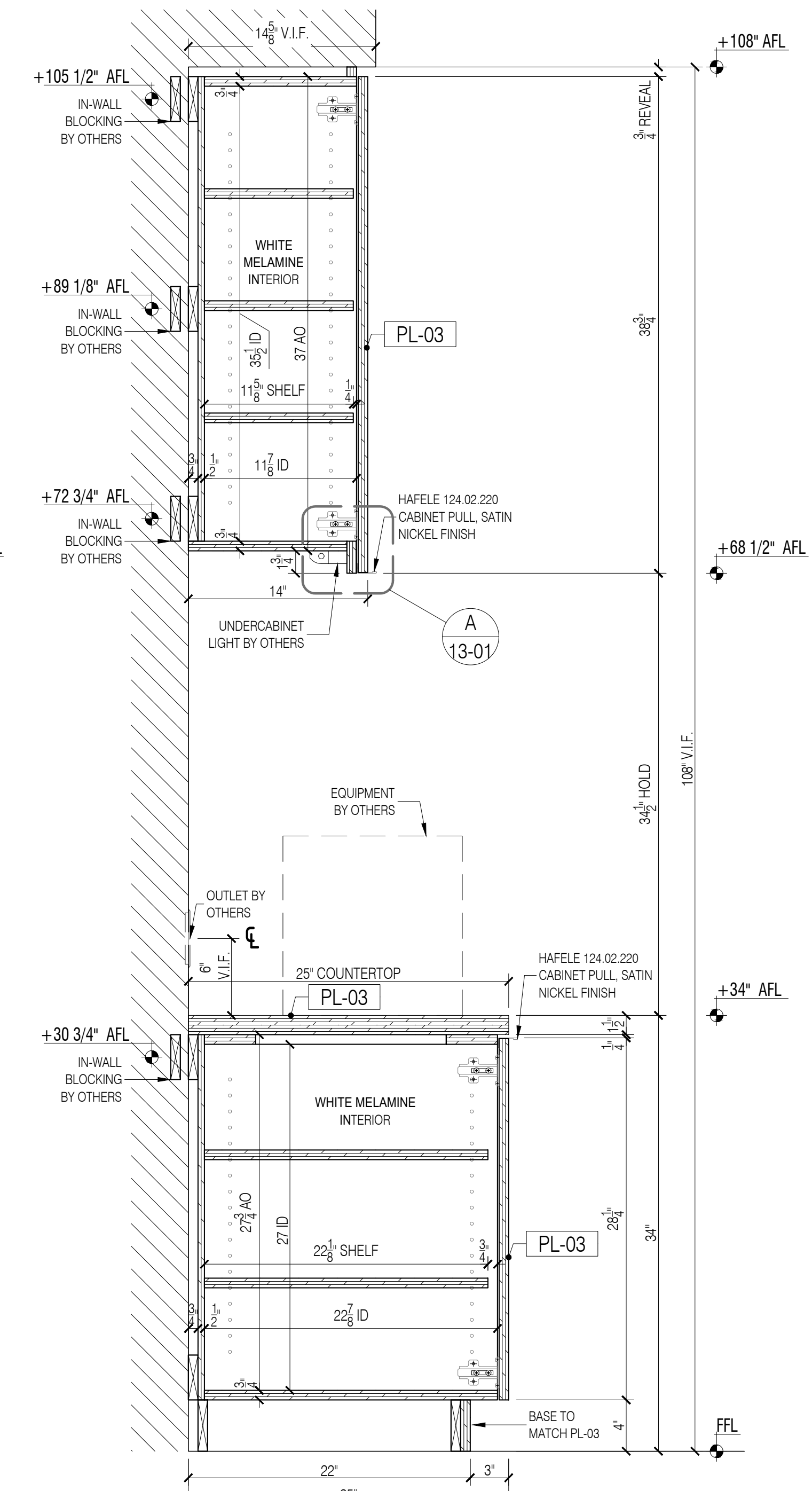
4 2.13A IT ROOM / OPEN AREA - SECTION PLAN
Scale: 1"=1'-0"



A DETAIL - UNDERCABINET LIGHT
Scale: 6"=1'-0"



5 IT ROOM / OPEN AREA - SECTION
Scale: 1-1/2"=1'-0"



6 IT ROOM / OPEN AREA - SECTION
Scale: 1-1/2"=1'-0"

SAMPLE PROJECT



DATE : 04/09/2021

DRAWN BY : M.K.

ARCHITECT :
TPG ARCHITECTURE
1300 WALT WHITMAN ROAD, MELVILLE, NY 11747

CONTRACTOR :

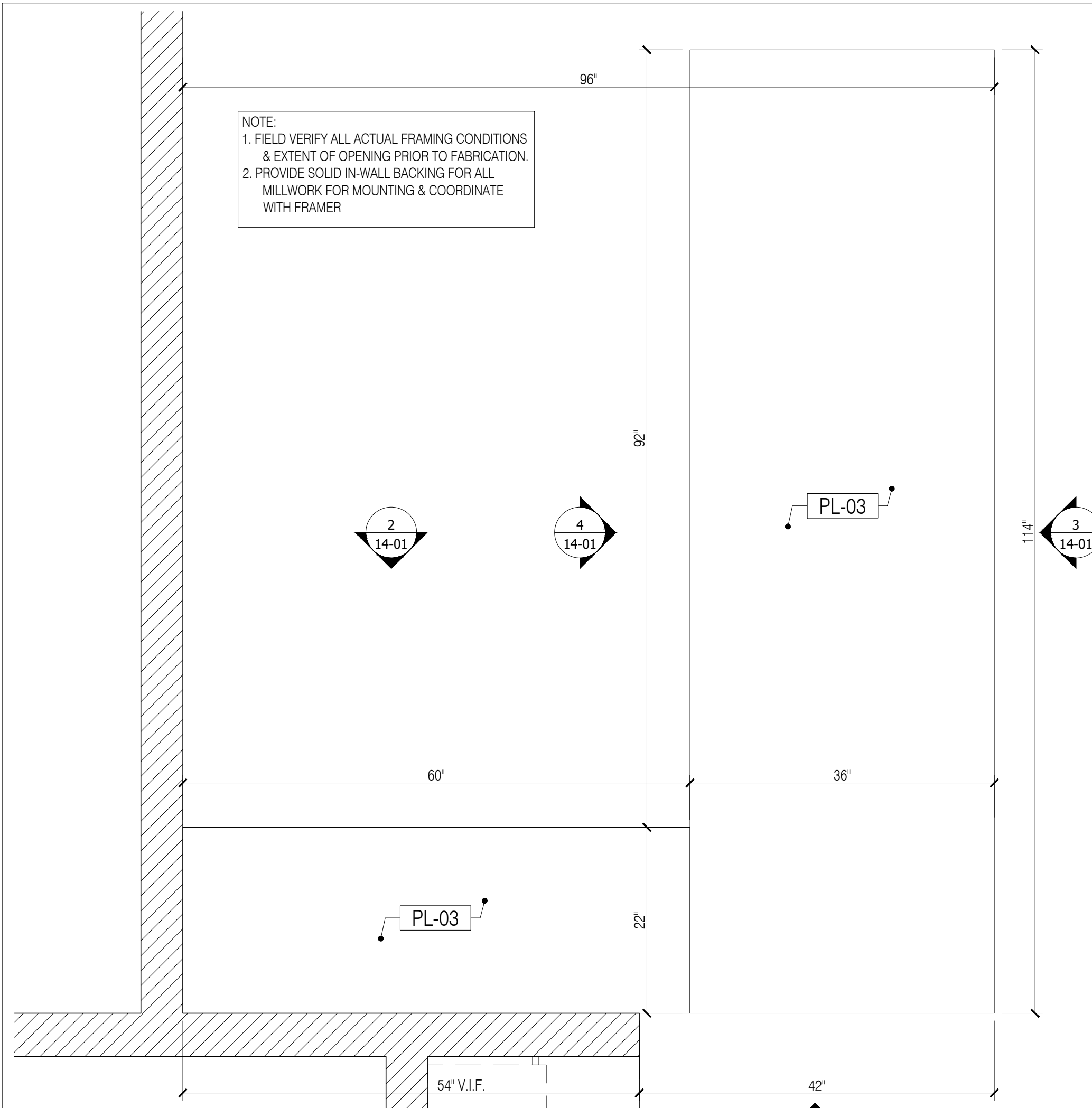
DRAWING TITLE :
IT ROOM / OPEN AREA
PLAN, ELEVATION, SECTIONS, DETAIL

ROOM OR FLOOR :
SPACE : 2.13A 2ND.

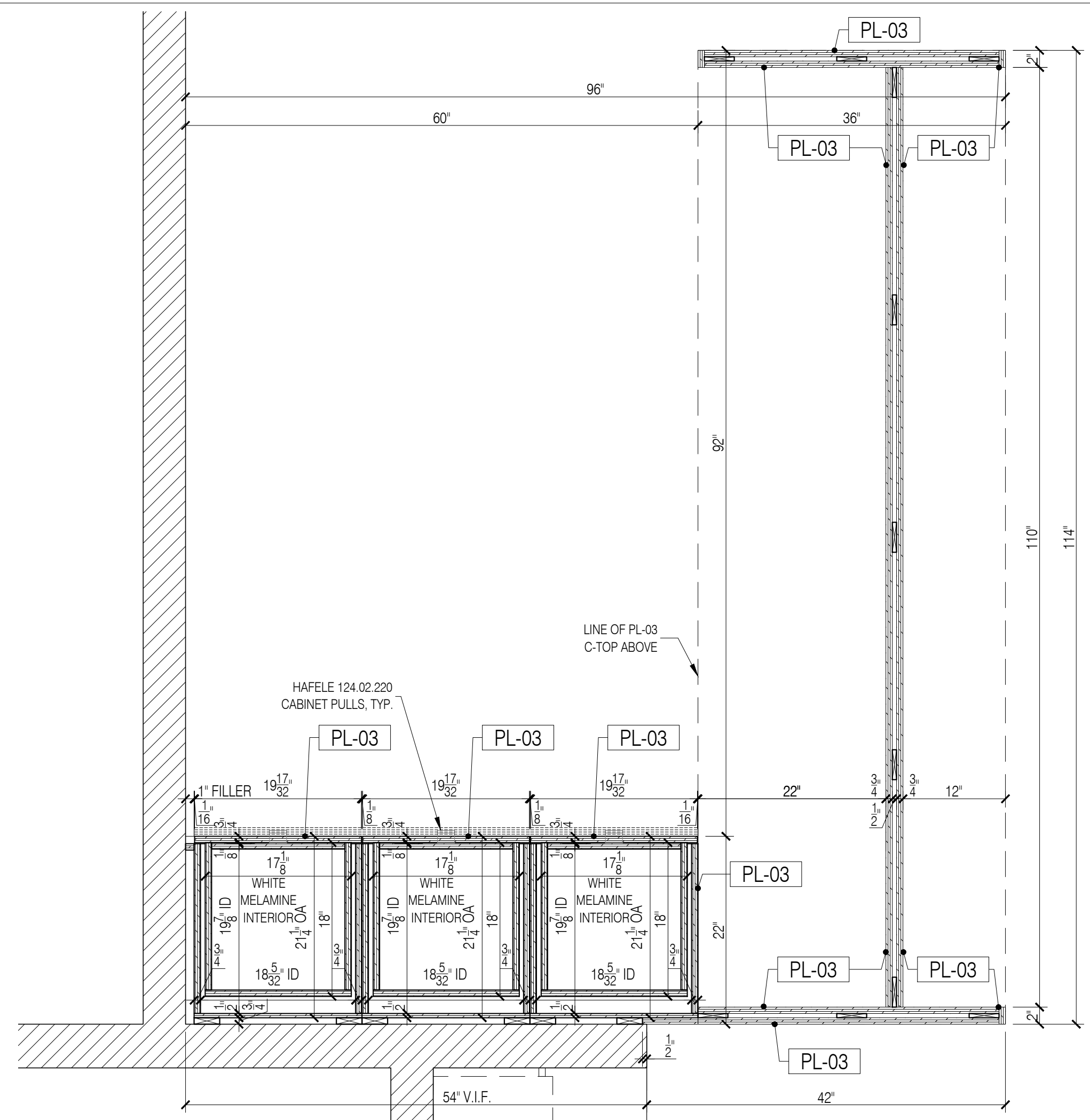
PROJECT NUMBER :
418-20

DRAWING NUMBER :

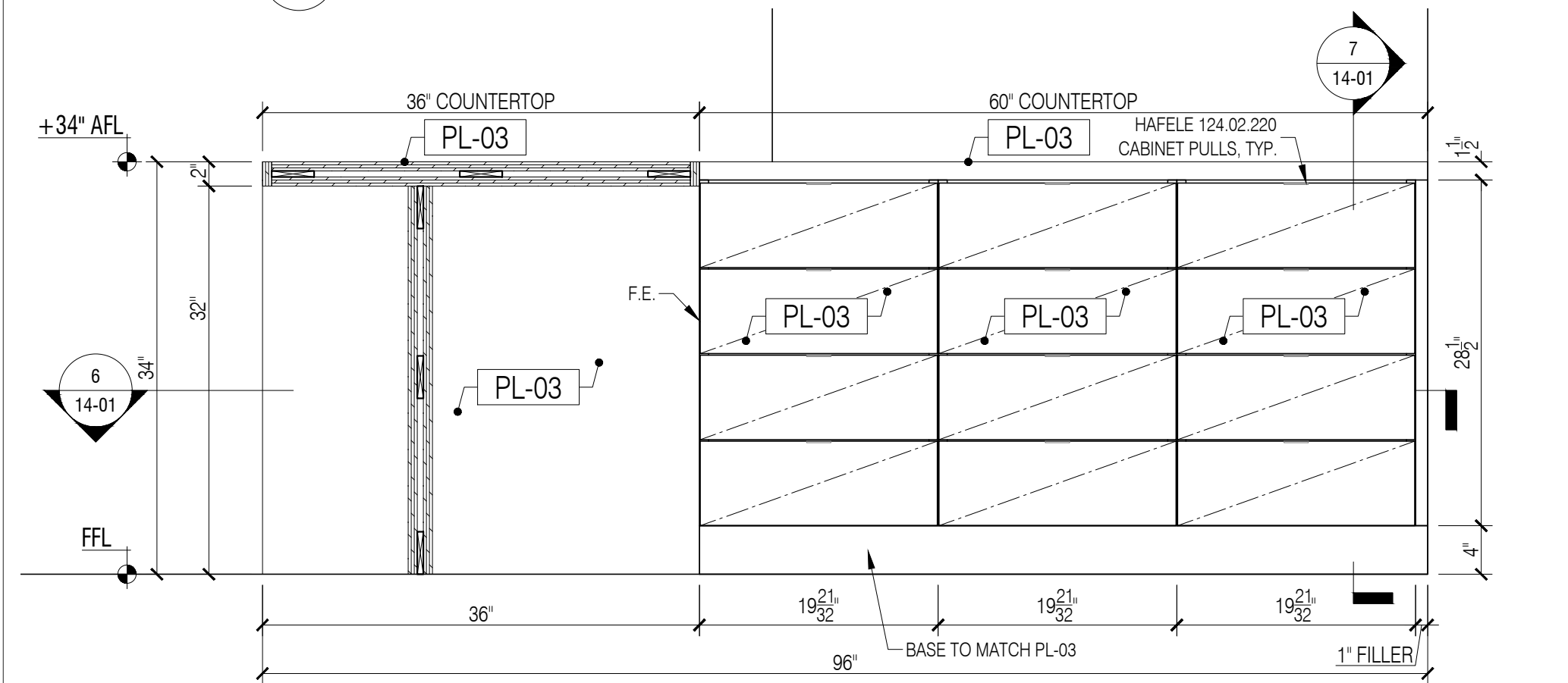
13-01



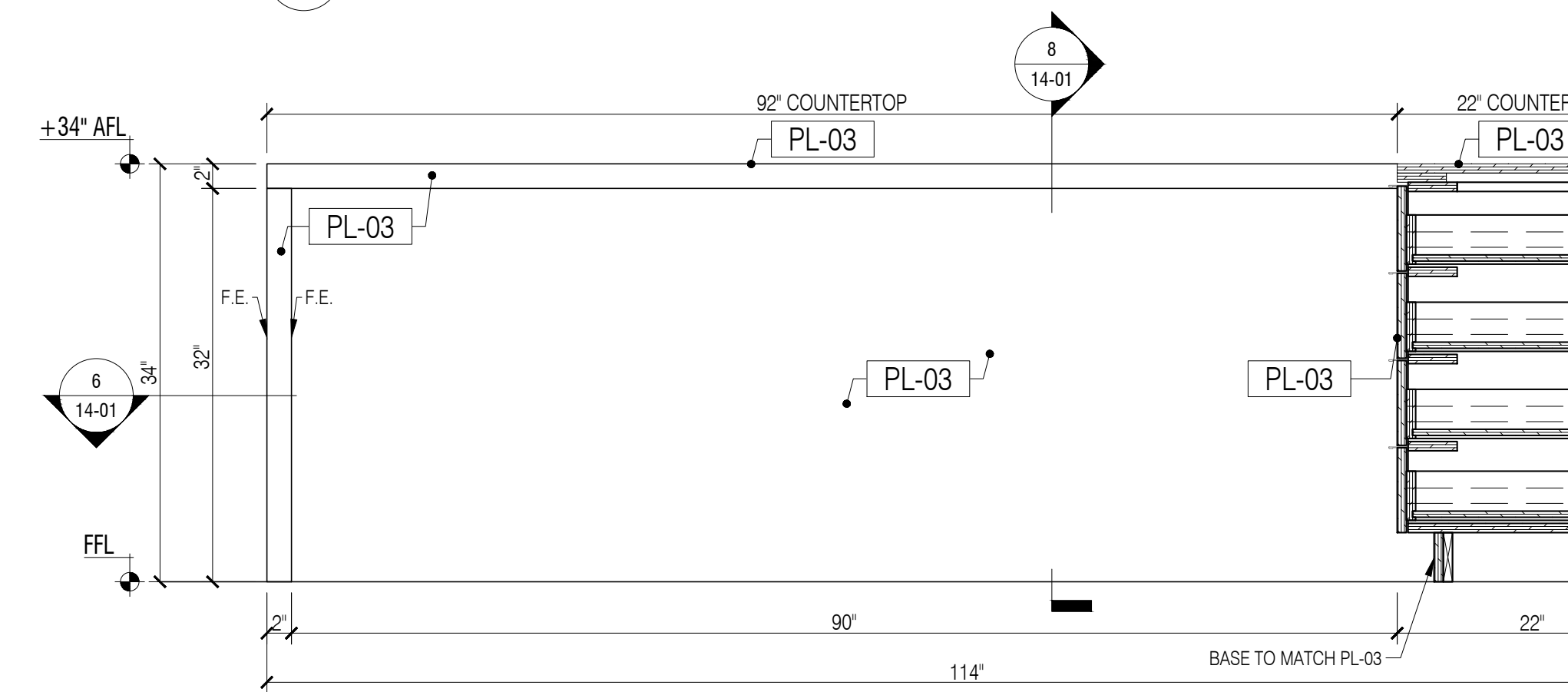
1 2.13A IT DESK STORAGE - PLAN
Scale: 1"=1'-0"



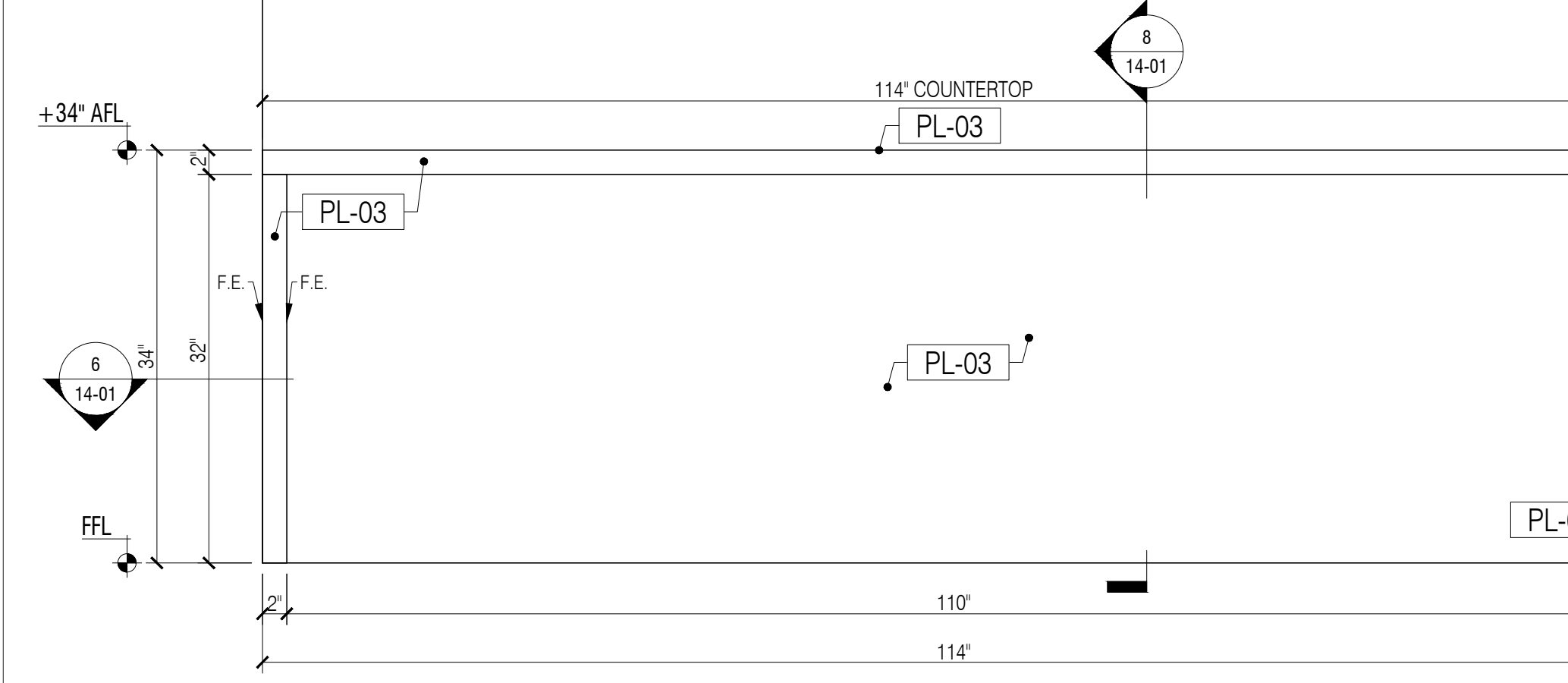
6 2.13A IT DESK STORAGE - SECTION PLAN
Scale: 1"=1'-0"



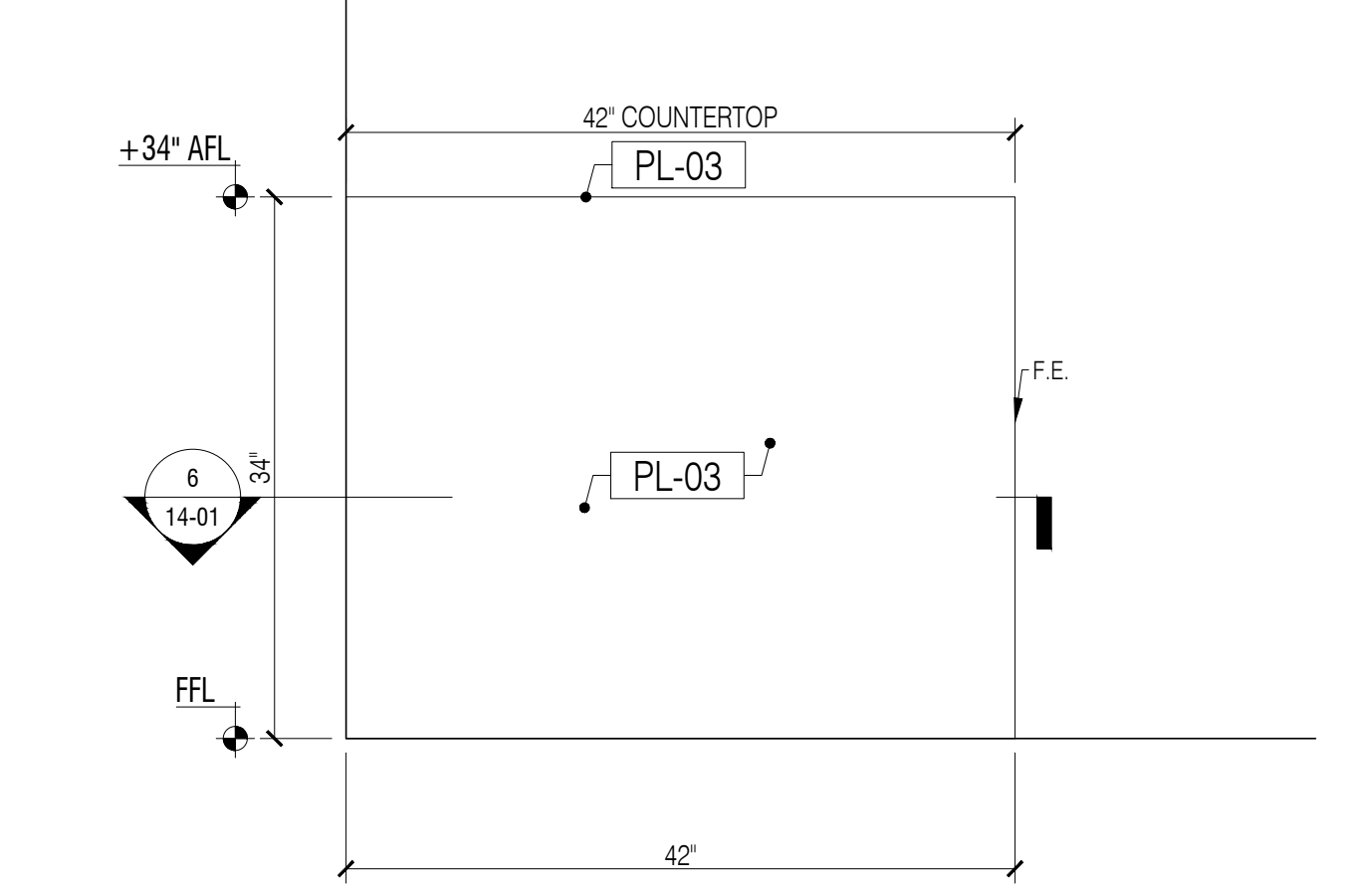
2 2.13A IT DESK STORAGE - ELEVATION
Scale: 1"=1'-0"



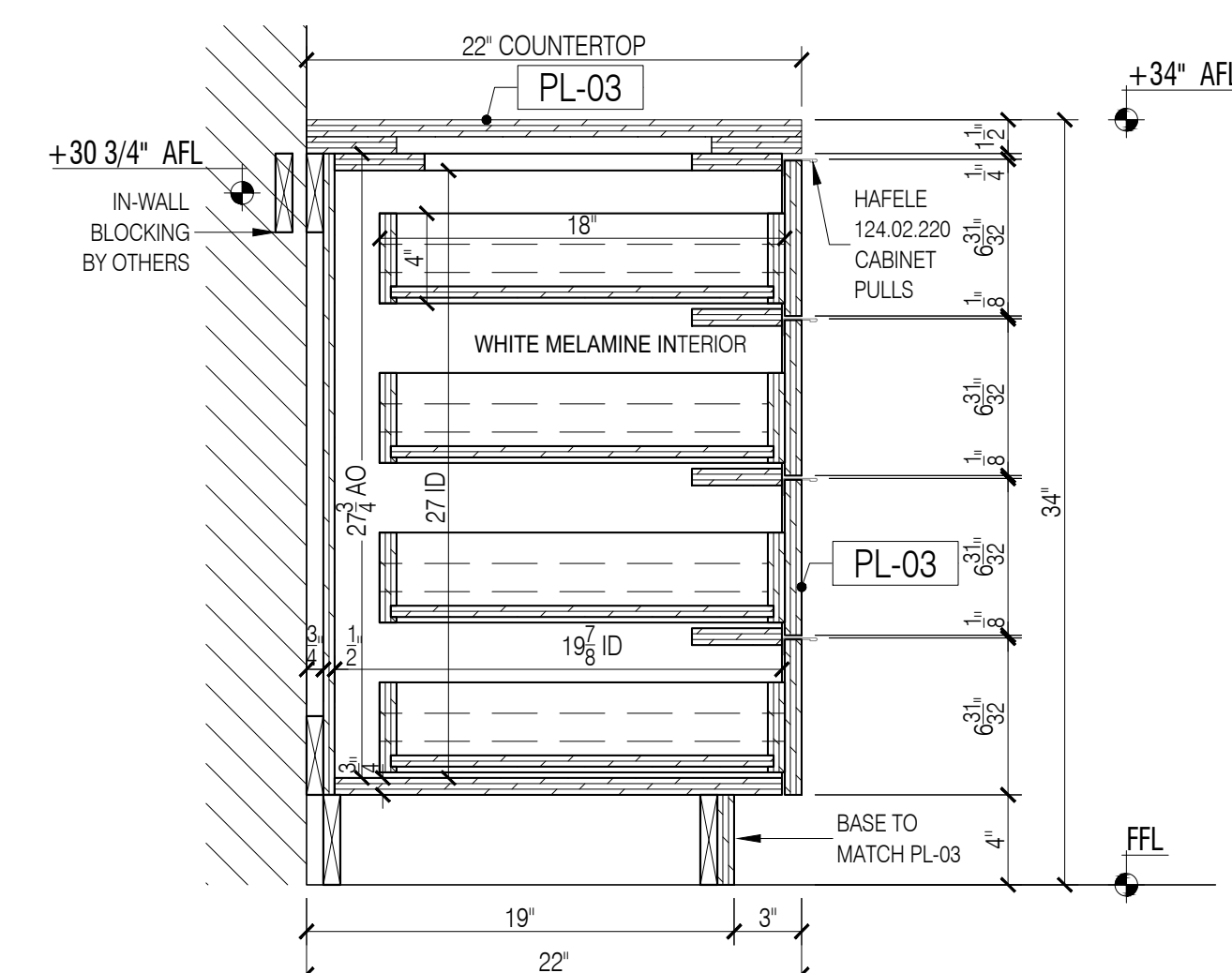
4 2.13A IT DESK STORAGE - ELEVATION
Scale: 1"=1'-0"



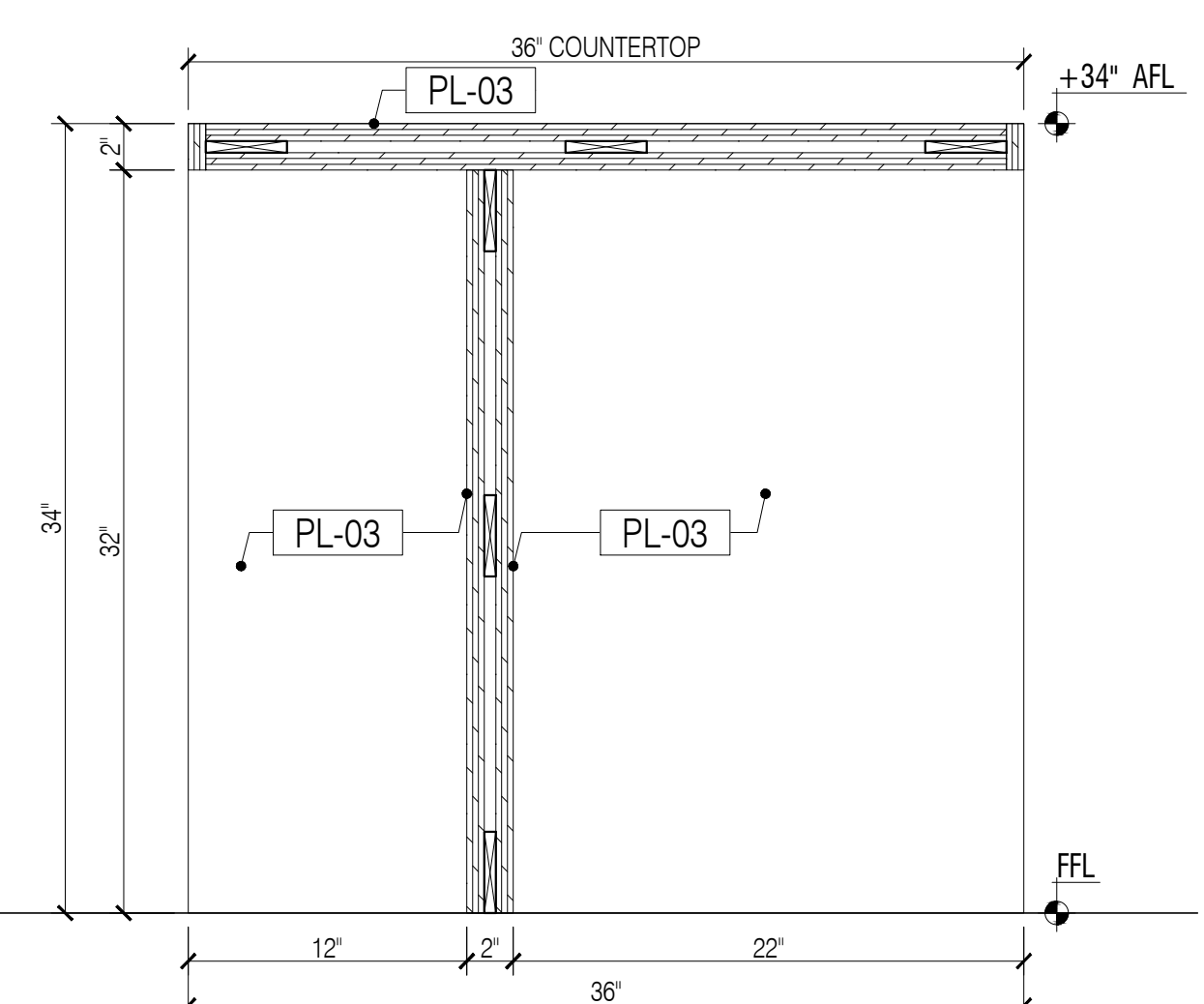
3 2.13A IT DESK STORAGE - ELEVATION
Scale: 1"=1'-0"



5 2.13A IT DESK STORAGE - ELEVATION
Scale: 1"=1'-0"



7 IT DESK STORAGE - SECTION
Scale: 1-1/2"=1'-0"



8 IT DESK STORAGE - SECTION
Scale: 1-1/2"=1'-0"

GENERAL NOTES


- SEE ARCHITECTURAL DWG FOR FINISH SCHEDULE
- ARCHITECT PLEASE CONFIRM ALL MARKED/NOTED CONDITIONS
- ALL DIMENSIONS ARE VERIFY IN THE FIELD

- ALL EDGES ARE TAPPED TO MATCH FACE FINISH U.N.O.
- GC TO COORDINATE EXACT LOCATION OF OUTLET WITH MILLWORK
- GC TO PROVIDE ALL NECESSARY BLOCKING AS REQUIRED

QUANTITY				
ITEM #	FLOOR	DESCRIPTION	QTY	SUB TOTAL
14.	2ND.	IT DESK STORAGE	1 EA.	
TOTAL			1 EA.	

REFERENCE DWG :

- A-101.00
- A-701.00
- A-801.00
- PRE-CONSTRUCTION REV. 21, DECEMBER, 2020



DATE:	04/09/2021
NAME:	M.K.
NO:	1
REVISIONS:	SUBMISSION FOR APPROVAL

SAMPLE PROJECT

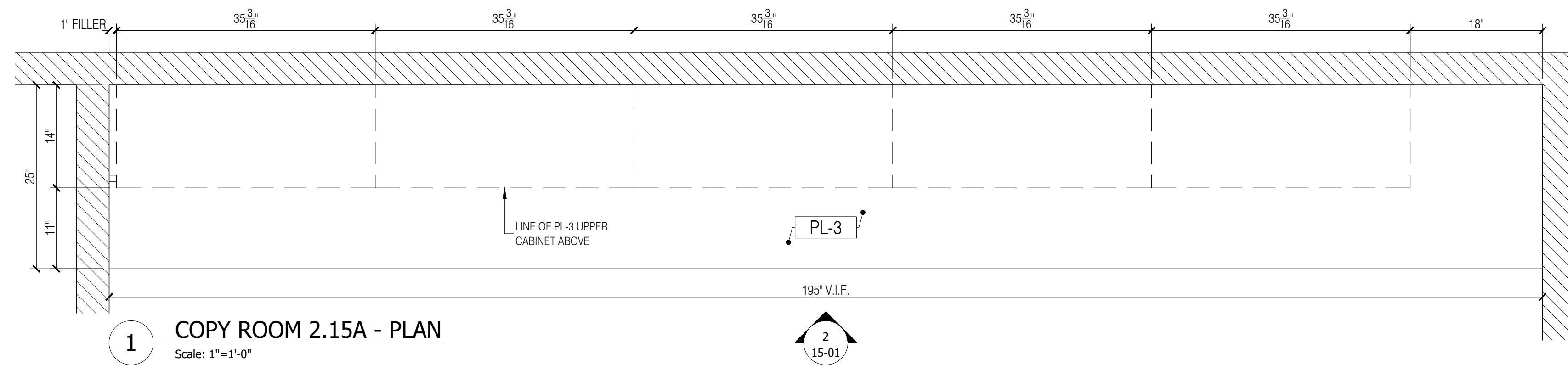


DATE : 04/09/2021
DRAWN BY : M.K.
ARCHITECT : TPG ARCHITECTURE
1300 WALT WHITMAN ROAD, MELVILLE, NY 11747

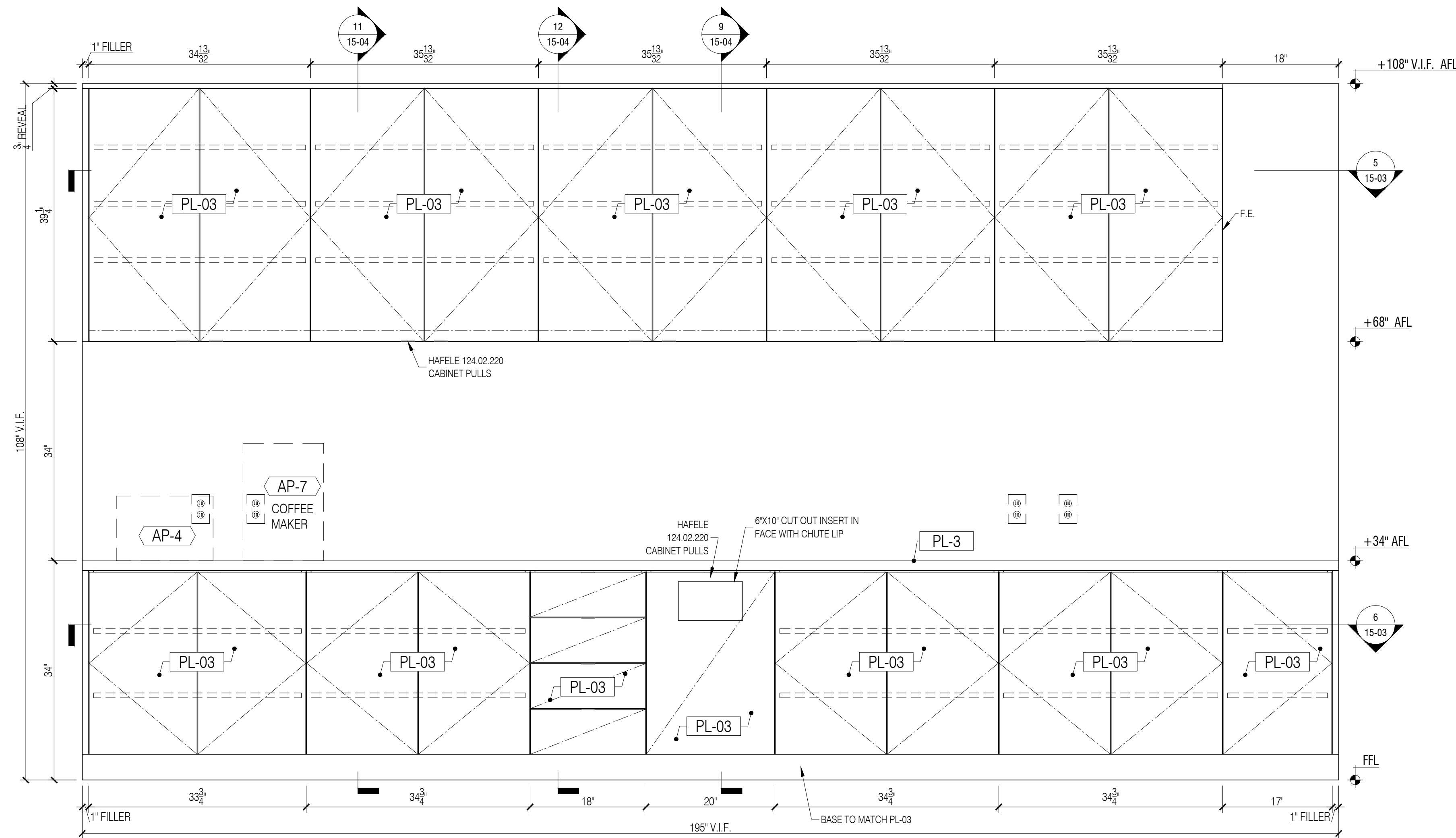
CONTRACTOR :
DRAWING TITLE : IT DESK STORAGE
PLAN, ELEVATION, SECTIONS, DETAIL

ROOM OR SPACE : 2.13A
FLOOR : 2ND.
PROJECT NUMBER : 418-20

DRAWING NUMBER : 14-01
1 OF 1



1 COPY ROOM 2.15A - PLAN
Scale: 1"=1'-0"



2 COPY ROOM 2.15A - ELEVATION
Scale: 1"=1'-0"

- GENERAL NOTES**
- SEE ARCHITECTURAL DWG FOR FINISH SCHEDULE
 - ARCHITECT PLEASE CONFIRM ALL *MARKED/NOTED* CONDITIONS
 - ALL DIMENSIONS ARE VERIFY IN THE FIELD
- ALL EDGES ARE TAPPED TO MATCH FACE FINISH U.N.O.
 - GC TO COORDINATE EXACT LOCATION OF OUTLET WITH MILLWORK
 - GC TO PROVIDE ALL NECESSARY BLOCKING AS REQUIRED

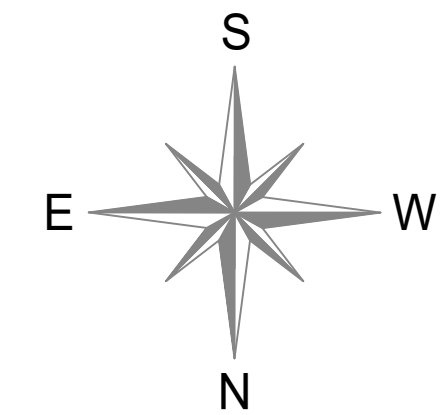
QUANTITY

ITEM #	FLOOR	DESCRIPTION	QTY	SUB TOTAL
1.	2ND.	COPY ROOM 2.15A	1 EA.	
TOTAL			1 EA.	

- REFERENCE DWG :**
- A-101
 - A-701
 - A-801
 - ADDENDUM #2, 21, DECEMBER, 2020

APPLIANCE SCHEDULE

AP-4	MICROWAVE / GE / PEB9159SJS
------	-----------------------------



NO.	REVISIONS:	DATE:
1	SUBMISSION FOR APPROVAL	04/20/2020

SAMPLE PROJECT



DATE : 04/20/2021
DRAWN BY : B.K.

ARCHITECT : TPG ARCHITECTURE
1300 WALT WHITMAN ROAD, MELVILLE, NY 11747
CONTRACTOR :

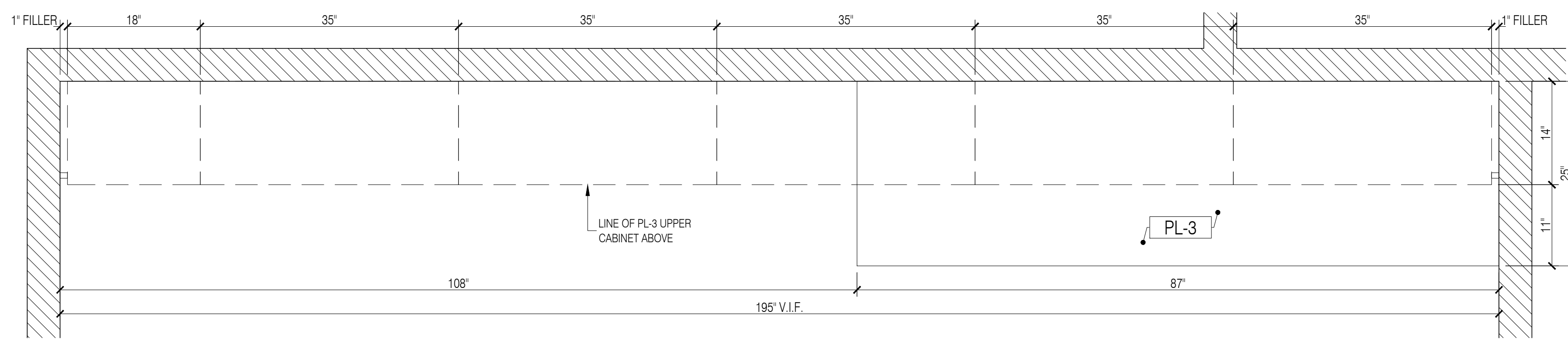
DRAWING TITLE : COPY ROOM 2.15A PLAN, ELEVATION

ROOM OR SPACE : 2.15A 2ND.

PROJECT NUMBER: 418-20

DRAWING NUMBER:

15-01



3 COPY ROOM 2.15A - PLAN
Scale: 1"=1'-0"

GENERAL NOTES

- SEE ARCHITECTURAL DWG FOR FINISH SCHEDULE
- ARCHITECT PLEASE CONFIRM ALL *MARKED/NOTED* CONDITIONS
- ALL DIMENSIONS ARE VERIFY IN THE FIELD

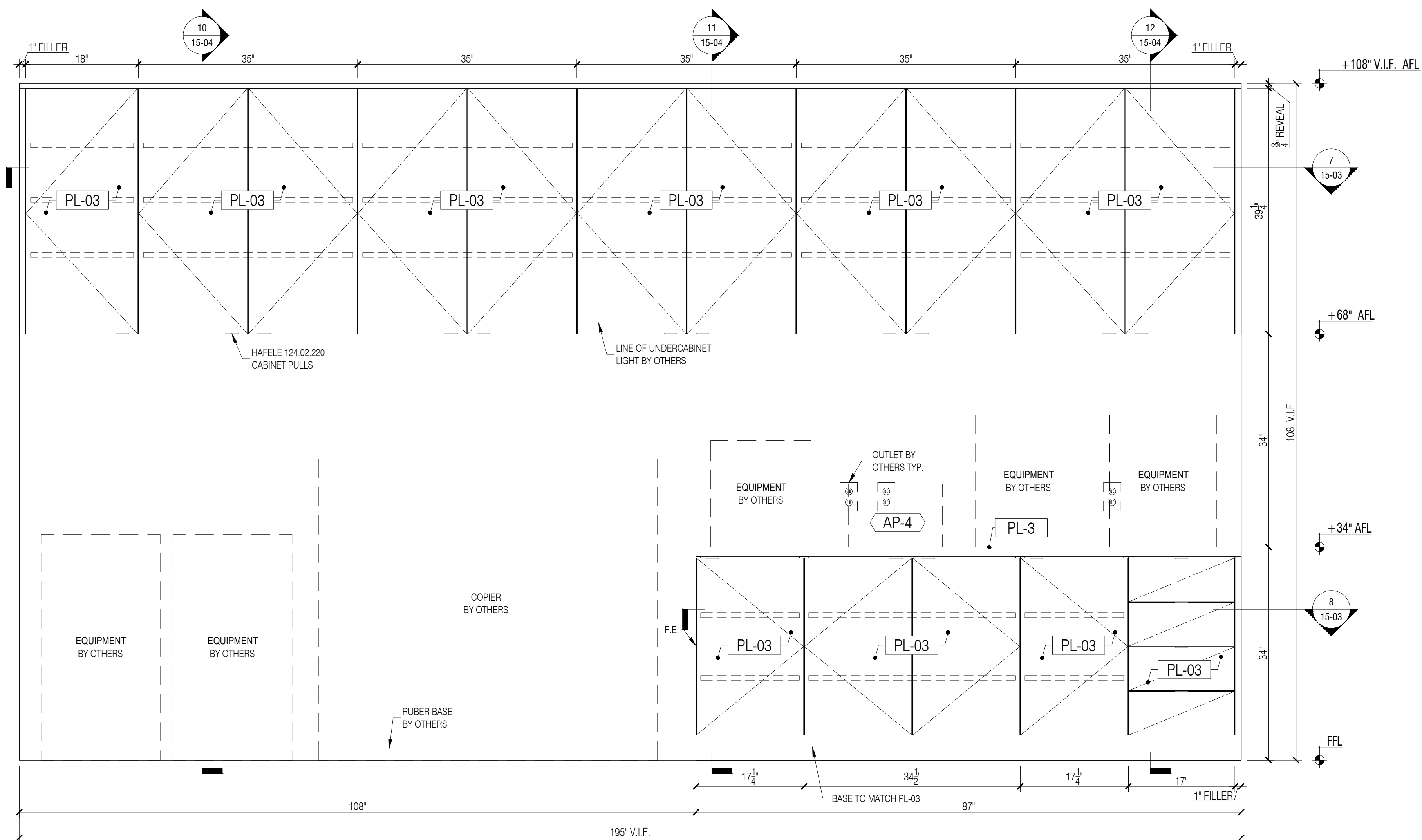
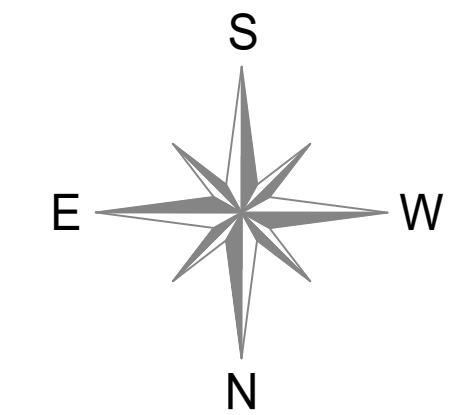
- ALL EDGES ARE TAPPED TO MATCH FACE FINISH U.N.O.
- GC TO COORDINATE EXACT LOCATION OF OUTLET WITH MILLWORK
- GC TO PROVIDE ALL NECESSARY BLOCKING AS REQUIRED

QUANTITY				
ITEM #	FLOOR	DESCRIPTION	QTY	SUB TOTAL
1.	2ND.	COPY ROOM 2.15A	1 EA.	
TOTAL			1 EA.	

REFERENCE DWG :

- A-101
- A-701
- A-801
- ADDENDUM #2, 21, DECEMBER, 2020

APPLIANCE SCHEDULE	
AP-4	MICROWAVE / GE / PEB9159SJSS



4 COPY ROOM 2.15A - ELEVATION
Scale: 1"=1'-0"

DATE:	04/20/2020
NAME:	B.K.
NO.:	1
REVISIONS:	SUBMISSION FOR APPROVAL

SAMPLE PROJECT



DATE : 04/20/2021

DRAWN BY : B.K.

ARCHITECT : TPG ARCHITECTURE
1300 WALT WHITMAN ROAD, MELVILLE, NY 11747

CONTRACTOR :

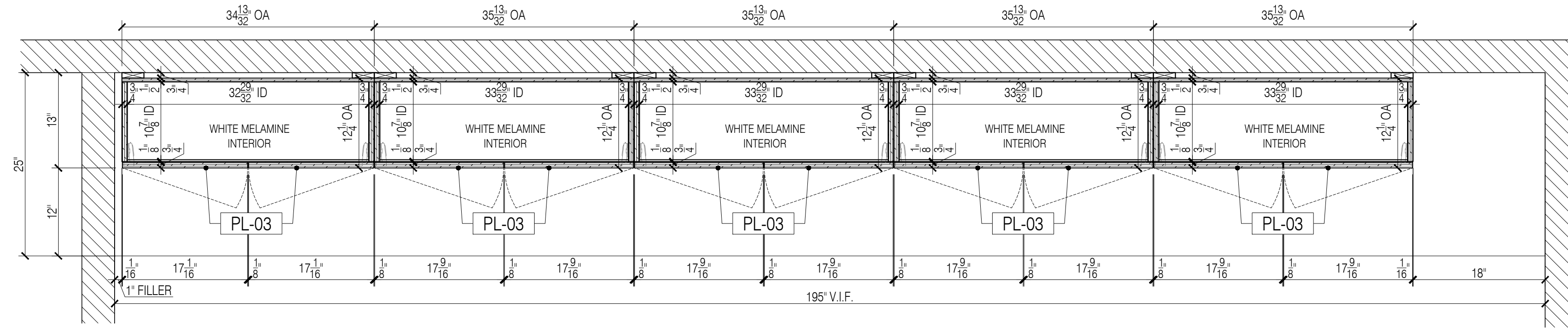
DRAWING TITLE : COPY ROOM 2.15A PLAN, ELEVATION

ROOM OR SPACE : 2.15A 2ND.

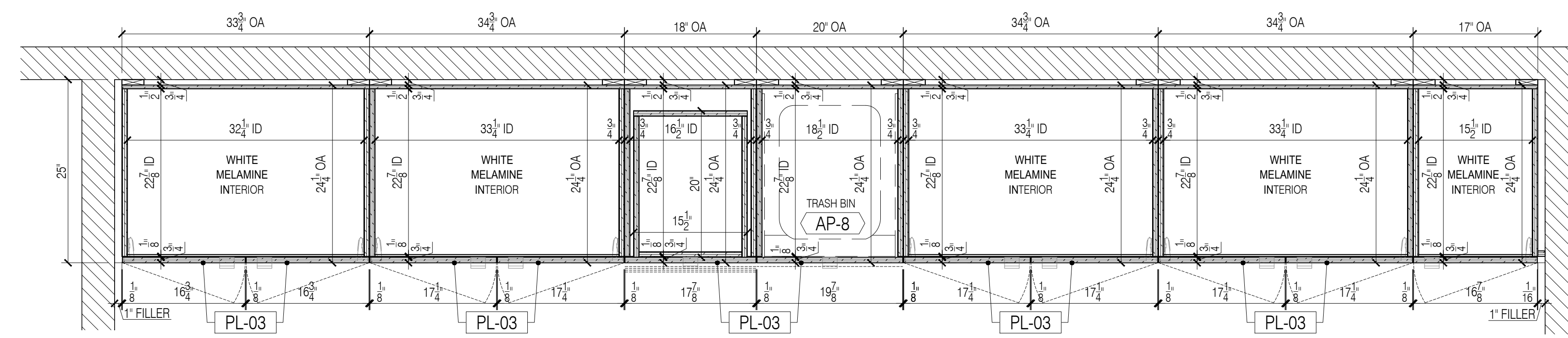
PROJECT NUMBER: 418-20

DRAWING NUMBER:

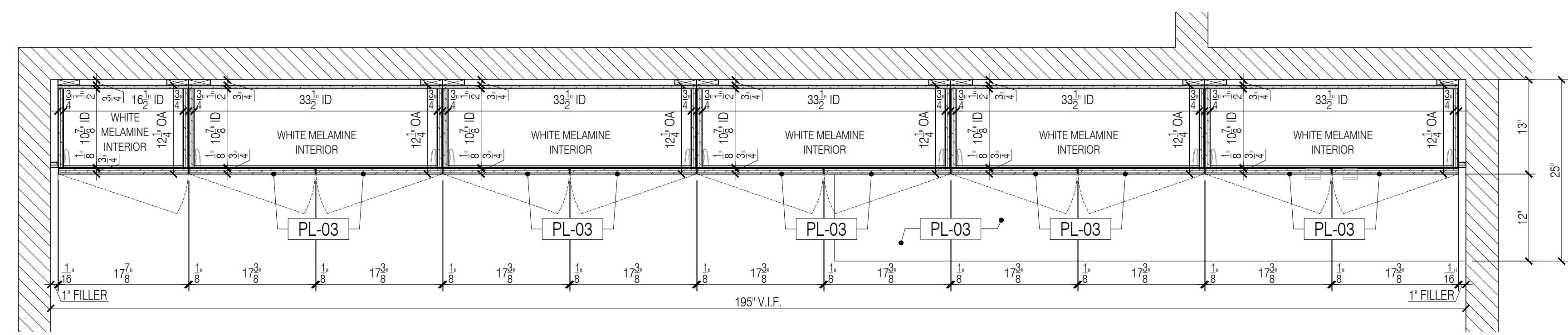
15-02



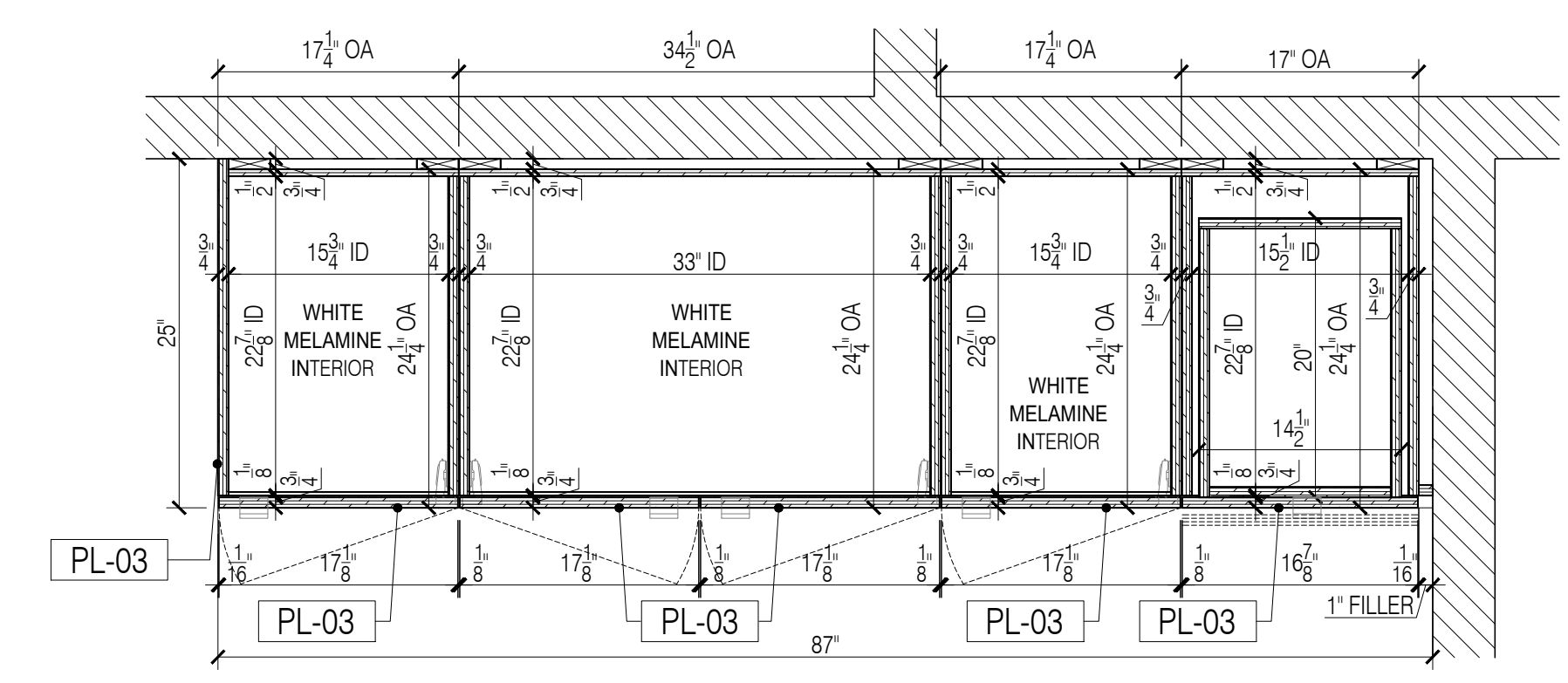
5 COPY ROOM 2.15A - SECTION PLAN
Scale: 1"=1'-0"



6 COPY ROOM 2.15A - SECTION PLAN
Scale: 1"=1'-0"



7 COPY ROOM 2.15A - SECTION PLAN
Scale: 1"=1'-0"



8 COPY ROOM 2.15A - SECTION PLAN
Scale: 1"=1'-0"

GENERAL NOTES

- SEE ARCHITECTURAL DWG FOR FINISH SCHEDULE
- ARCHITECT PLEASE CONFIRM ALL MARKED/NOTED CONDITIONS
- ALL DIMENSIONS ARE VERIFY IN THE FIELD

- ALL EDGES ARE TAPPED TO MATCH FACE FINISH U.N.O.
- GO TO COORDINATE EXACT LOCATION OF OUTLET WITH MILLWORK
- GO TO PROVIDE ALL NECESSARY BLOCKING AS REQUIRED

QUANTITY


ITEM #	FLOOR	DESCRIPTION	QTY	SUB TOTAL
1.	2ND.	COPY ROOM 2.15A	1 EA.	
TOTAL			1 EA.	

REFERENCE DWG :

- A-101
- A-701
- A-801
- ADDENDUM #2, 21, DECEMBER, 2020

APPLIANCE SCHEDULE

AP-4	MICROWAVE / GE / PEB9159SJSS
------	------------------------------



DATE:	04/20/2021
NAME:	B.K.
NO.:	1
REVISIONS:	SUBMISSION FOR APPROVAL

SAMPLE PROJECT



DATE : 04/20/2021

DRAWN BY : B.K.

ARCHITECT :
TPG ARCHITECTURE
1300 WALT WHITMAN ROAD, MELVILLE, NY 11747

CONTRACTOR :

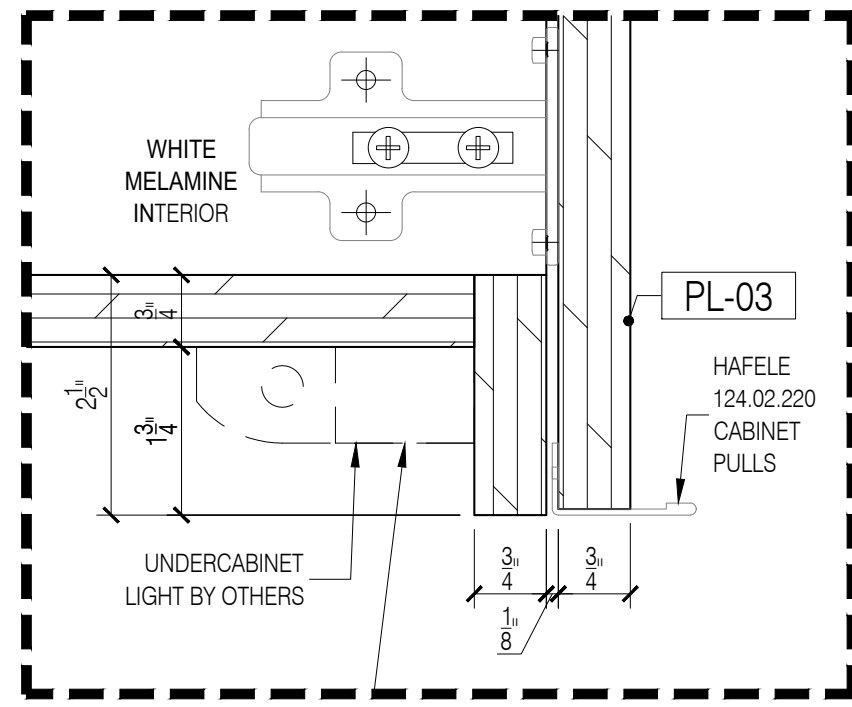
DRAWING TITLE :
COPY ROOM 2.15A
SECTIPONS

ROOM OR FLOOR :
SPACE : 2.15A 2ND.

PROJECT NUMBER:
418-20

DRAWING NUMBER:

15-03



A DETAIL - UNDERCABINET LIGHT
Scale: 6"=1'-0"

- GENERAL NOTES**
- SEE ARCHITECTURAL DWG FOR FINISH SCHEDULE
 - ARCHITECT PLEASE CONFIRM ALL MARKED/NOTED CONDITIONS
 - ALL DIMENSIONS ARE VERIFY IN THE FIELD
- ALL EDGES ARE TAPPED TO MATCH FACE FINISH U.N.O.
 - GO TO COORDINATE EXACT LOCATION OF OUTLET WITH MILLWORK
 - GO TO PROVIDE ALL NECESSARY BLOCKING AS REQUIRED

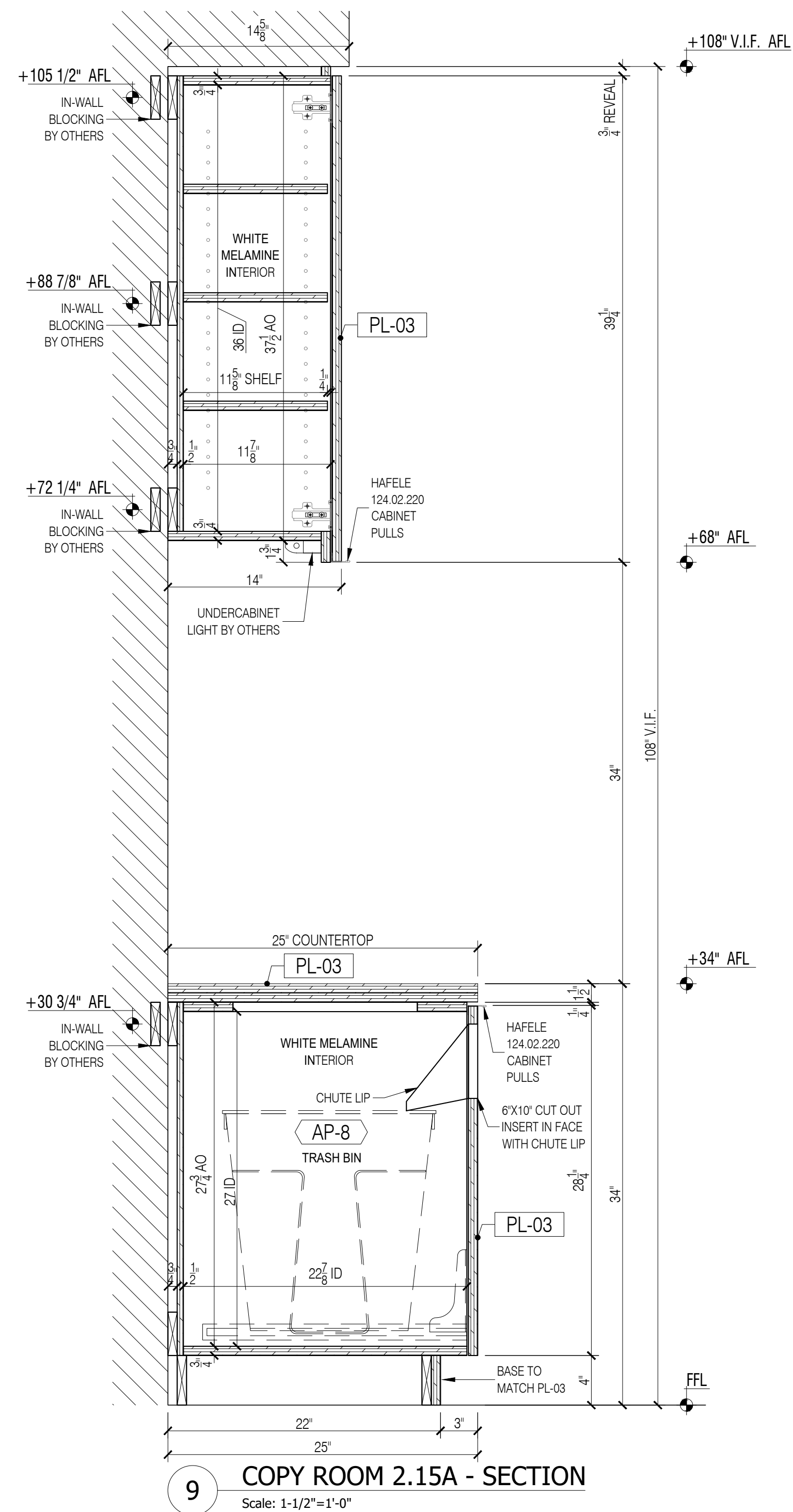

QUANTITY

ITEM #	FLOOR	DESCRIPTION	QTY	SUB TOTAL
1.	2ND.	COPY ROOM 2.15A	1 EA.	
TOTAL			1 EA.	

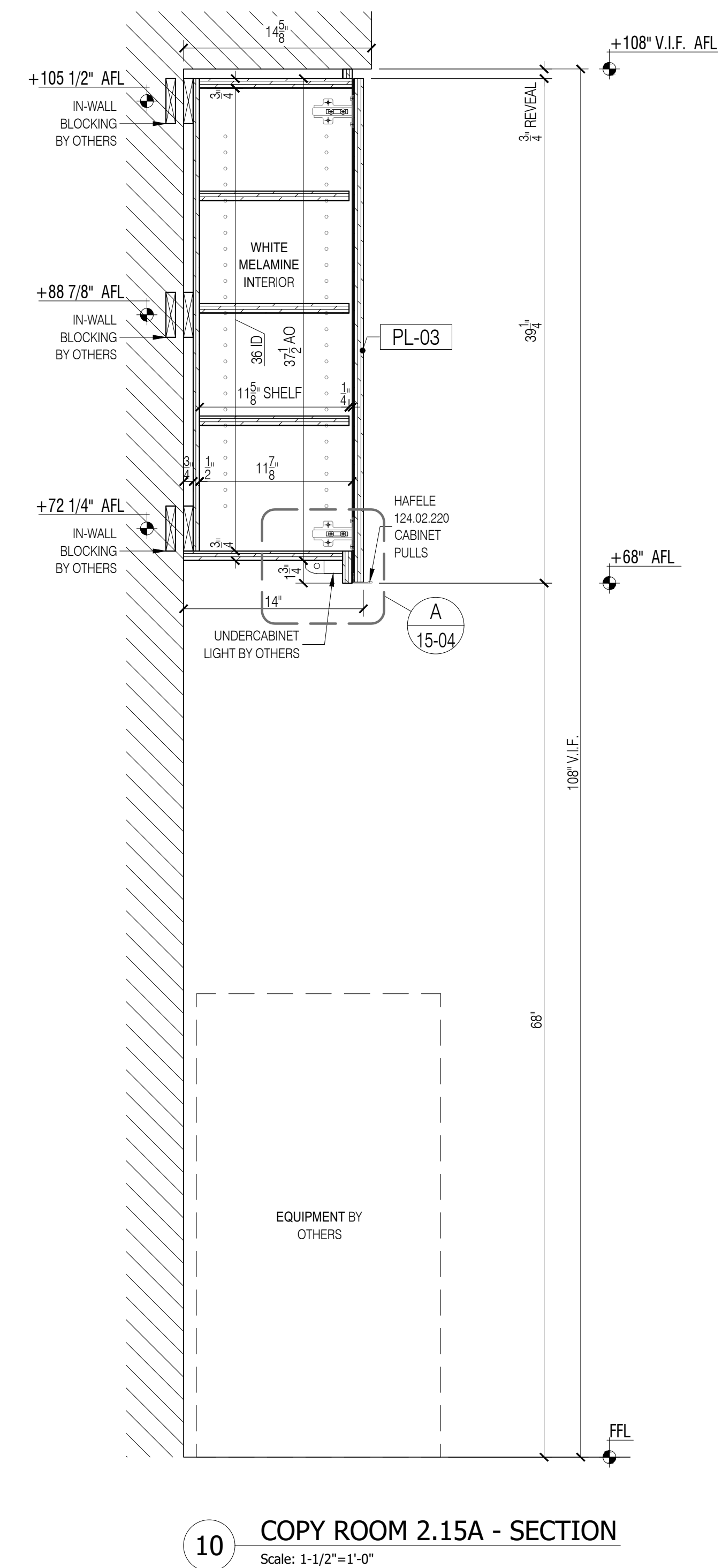
- REFERENCE DWG :**
- A-101
 - A-701
 - A-801
 - ADDENDUM #2, 21, DECEMBER, 2020

APPLIANCE SCHEDULE

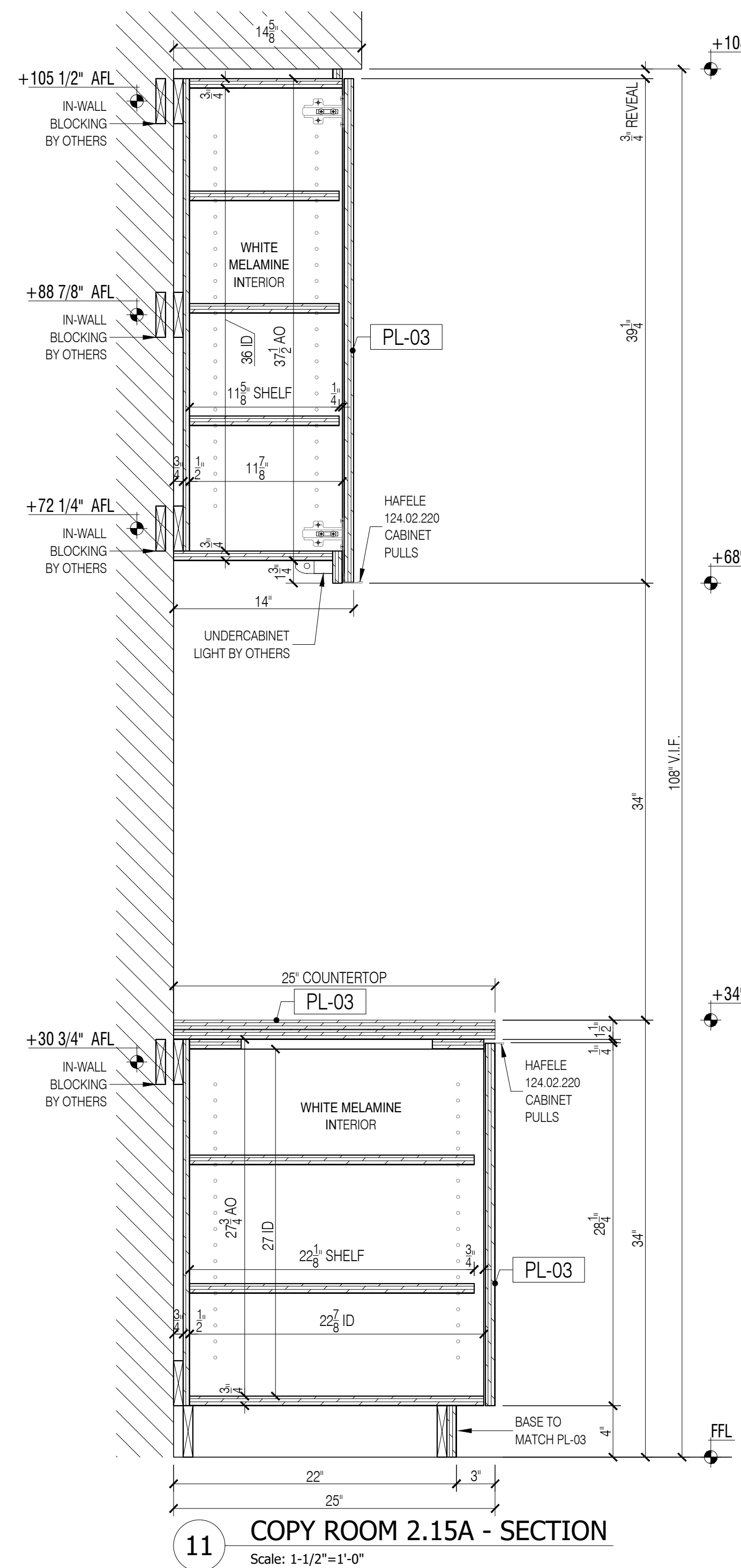
AP-4	MICROWAVE / GE / PEB9159SJSS
------	------------------------------



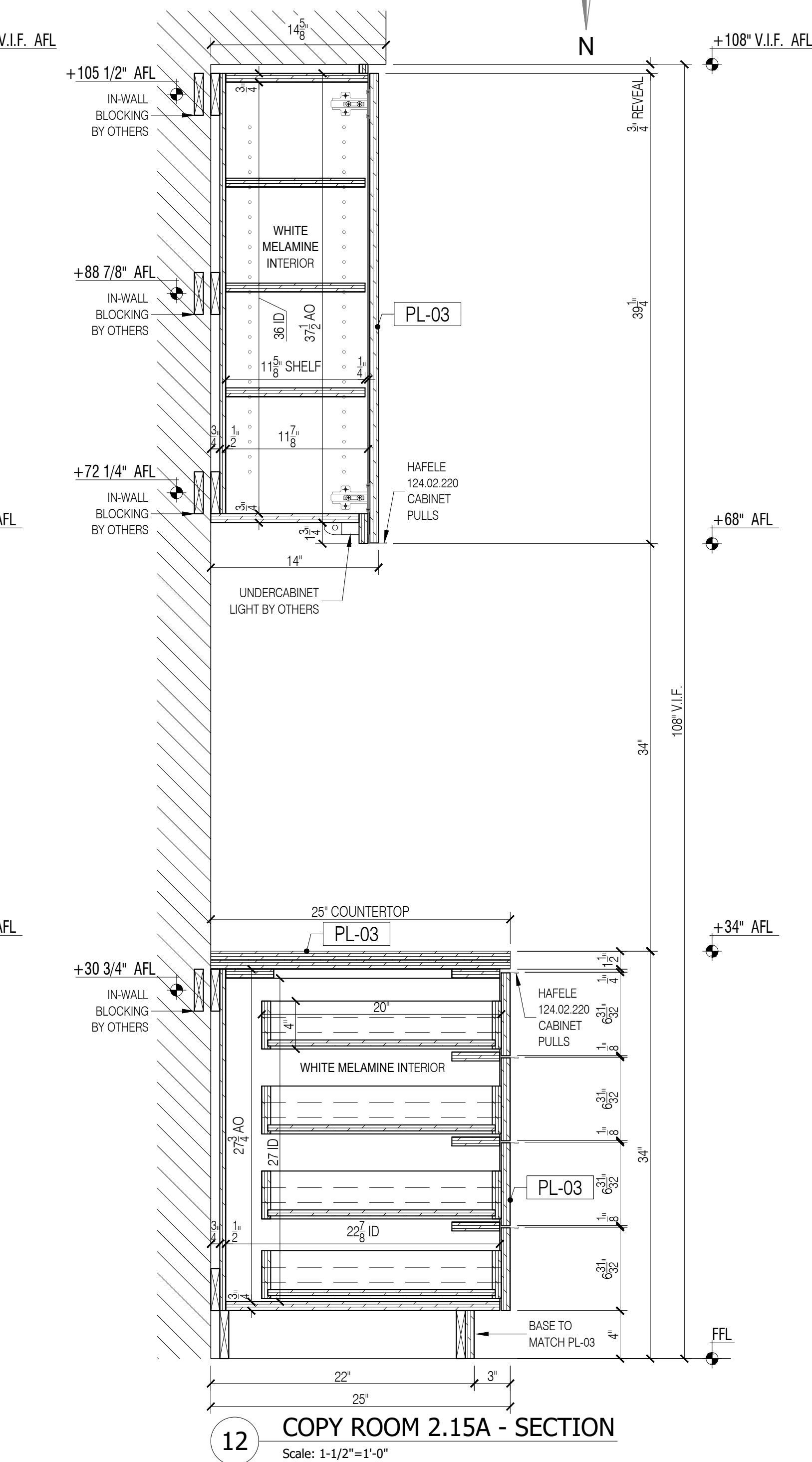
9 COPY ROOM 2.15A - SECTION
Scale: 1-1/2"=1'-0"



10 COPY ROOM 2.15A - SECTION
Scale: 1-1/2"=1'-0"



11 COPY ROOM 2.15A - SECTION
Scale: 1-1/2"=1'-0"



12 COPY ROOM 2.15A - SECTION
Scale: 1-1/2"=1'-0"

DATE:	04/20/2021
NAME:	B.K.
NO.:	1
REVISIONS:	SUBMISSION FOR APPROVAL

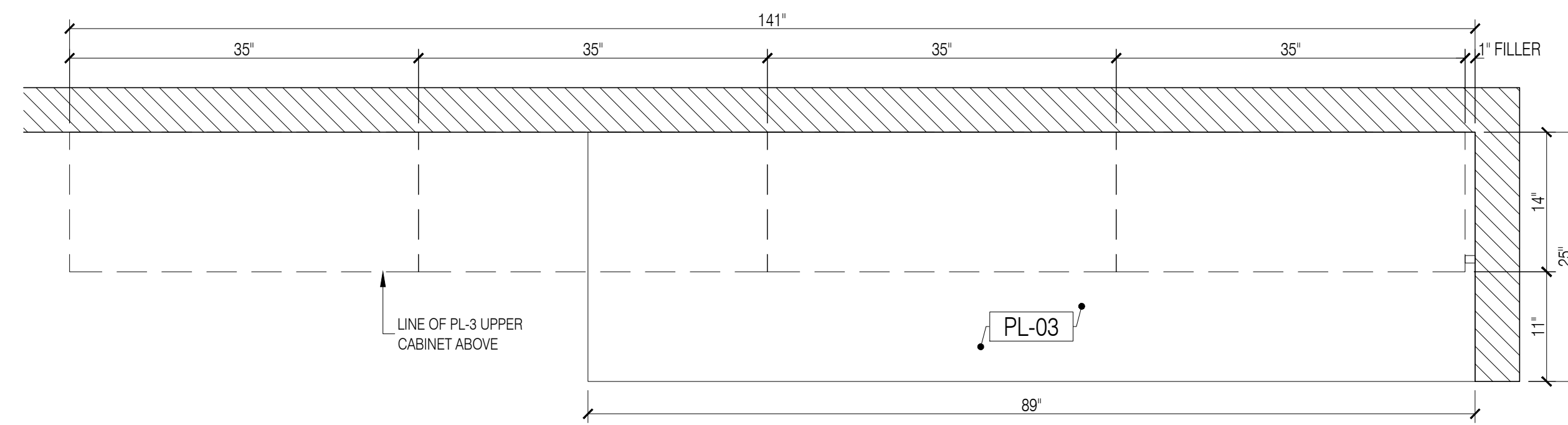
SAMPLE PROJECT



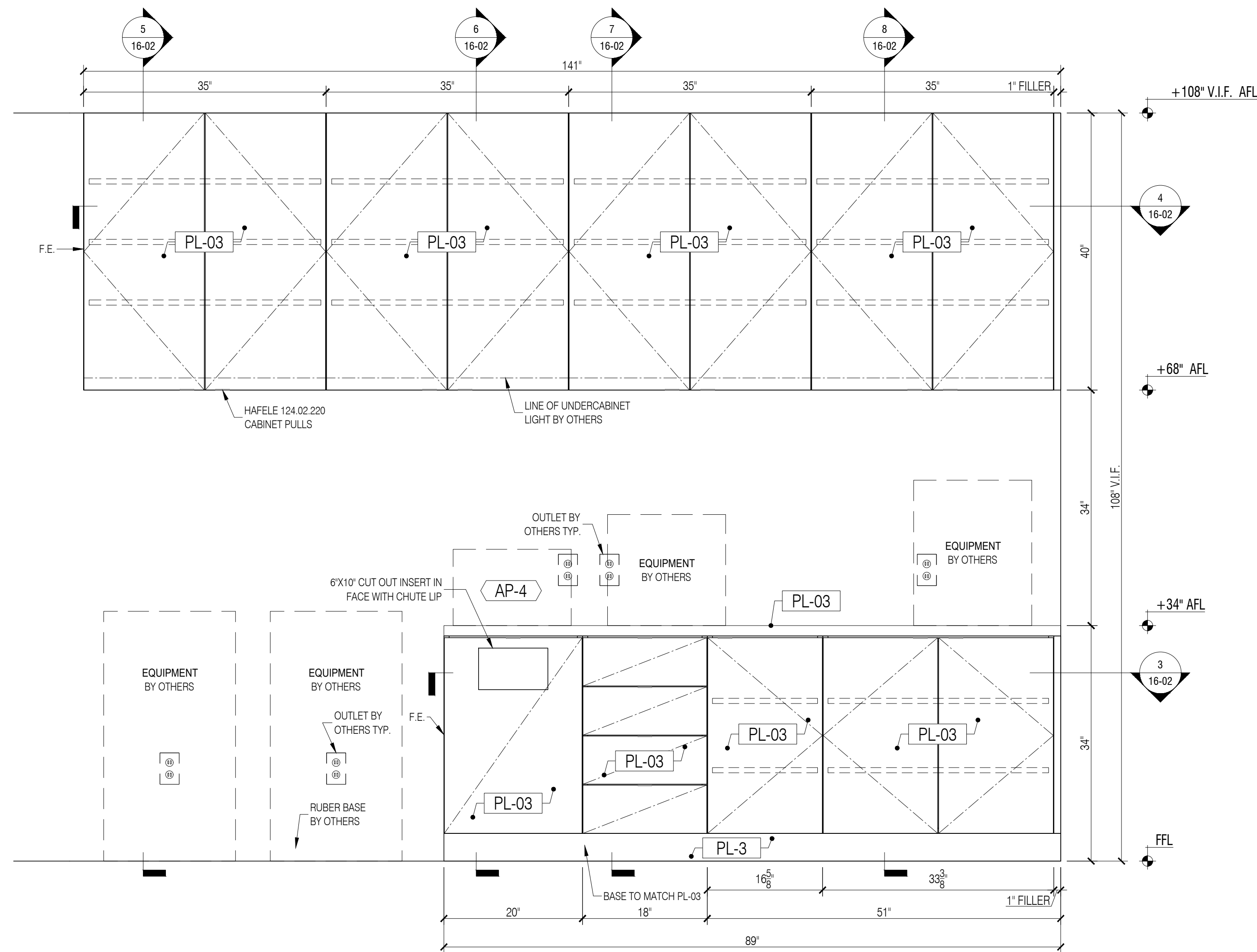
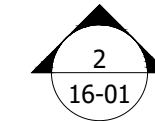
DATE : 04/20/2021
DRAWN BY : B.K.
ARCHITECT : TPG ARCHITECTURE
1300 WALT WHITMAN ROAD, MELVILLE, NY 11747
CONTRACTOR :

DRAWING TITLE : COPY ROOM 2.15A SECTIPONS, DETAIL
ROOM OR SPACE : 2.15A
FLOOR : 2ND.
PROJECT NUMBER : 418-20
DRAWING NUMBER :

15-04
4 OF 4



1 ACCOUNTING OPEN COUNT 2.20A - PLAN
Scale: 1"=1'-0"



2 ACCOUNTING OPEN COUNT 2.20A - ELEVATION
Scale: 1"=1'-0"

GENERAL NOTES

- SEE ARCHITECTURAL DWG FOR FINISH SCHEDULE
 - ARCHITECT PLEASE CONFIRM ALL MARKED/NOTED CONDITIONS
 - ALL DIMENSIONS ARE VERIFY IN THE FIELD
- ALL EDGES ARE TAPPED TO MATCH FACE FINISH U.N.O.
 - GC TO COORDINATE EXACT LOCATION OF OUTLET WITH MILLWORK
 - GC TO PROVIDE ALL NECESSARY BLOCKING AS REQUIRED

QUANTITY

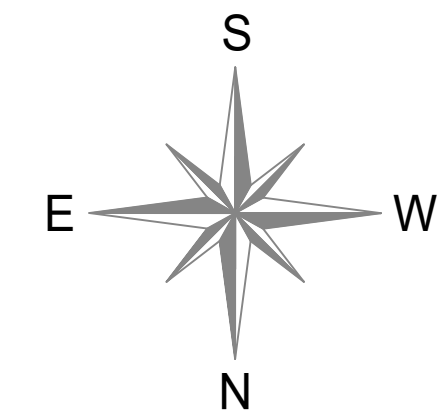
ITEM #	FLOOR	DESCRIPTION	QTY	SUB TOTAL
1.	2ND.	ACCOUNTING OPEN COUNT 2.20A	1 EA.	
TOTAL			1 EA.	

REFERENCE DWG :

- A-101
- A-701
- A-801
- ADDENDUM #2, 21, DECEMBER, 2020

APPLIANCE SCHEDULE

AP-4 - MICROWAVE / GE / PEB9159SJSS



DATE:	04/20/2021
NAME:	B.K.
NO.:	1
REVISIONS:	SUBMISSION FOR APPROVAL

SAMPLE PROJECT



DATE : 04/20/2021

DRAWN BY : B.K.

ARCHITECT : TPG ARCHITECTURE
1300 WALT WHITMAN ROAD, MELVILLE, NY 11747

CONTRACTOR :

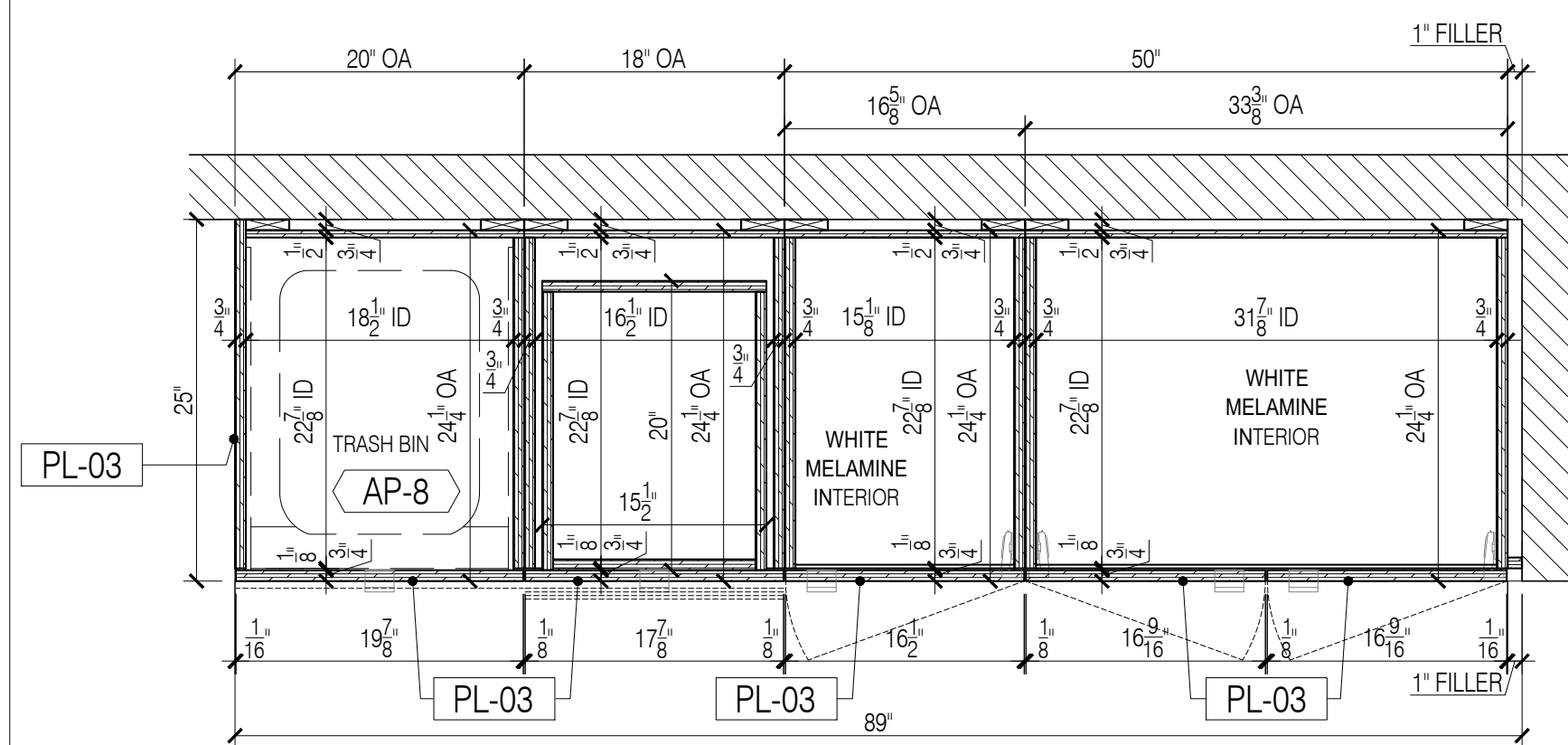
DRAWING TITLE : ACCOUNTING OPEN COUNT 2.20A PLAN, ELEVATION

ROOM OR SPACE : 2.20A 2ND.

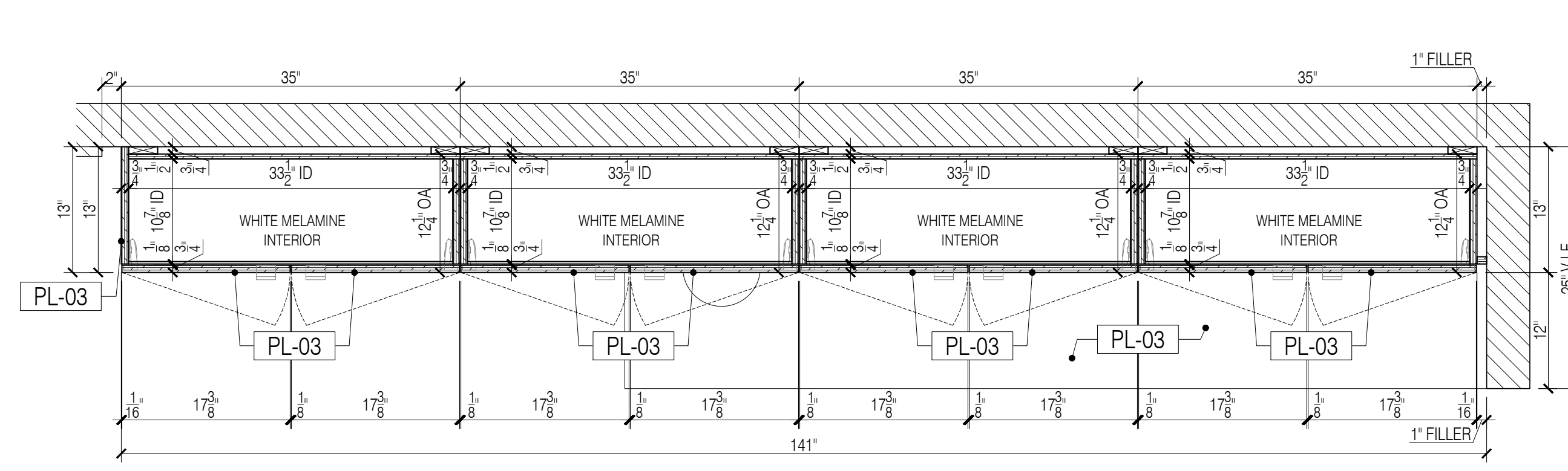
PROJECT NUMBER: 418-20

DRAWING NUMBER:

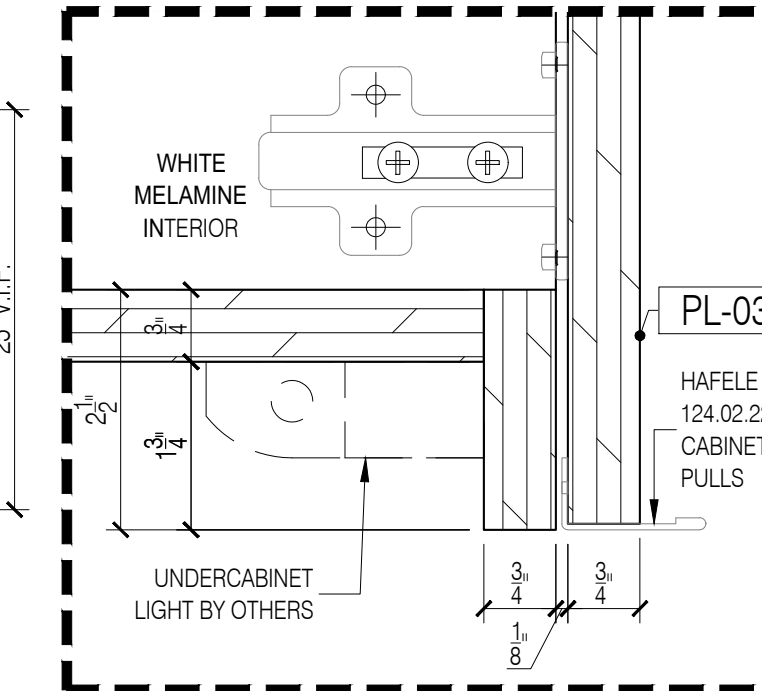
16-01



3 ACCOUNTING OPEN COUNT 2.20A - SECTION PLAN
Scale: 1"=1'-0"



4 ACCOUNTING OPEN COUNT 2.20A - SECTION PLAN
Scale: 1"=1'-0"



A DETAIL - UNDERCABINET LIGHT
Scale: 6"=1'-0"

GENERAL NOTES

- SEE ARCHITECTURAL DWG FOR FINISH SCHEDULE
- ARCHITECT PLEASE CONFIRM ALL MARKED/NOTED CONDITIONS
- ALL DIMENSIONS ARE VERIFY IN THE FIELD

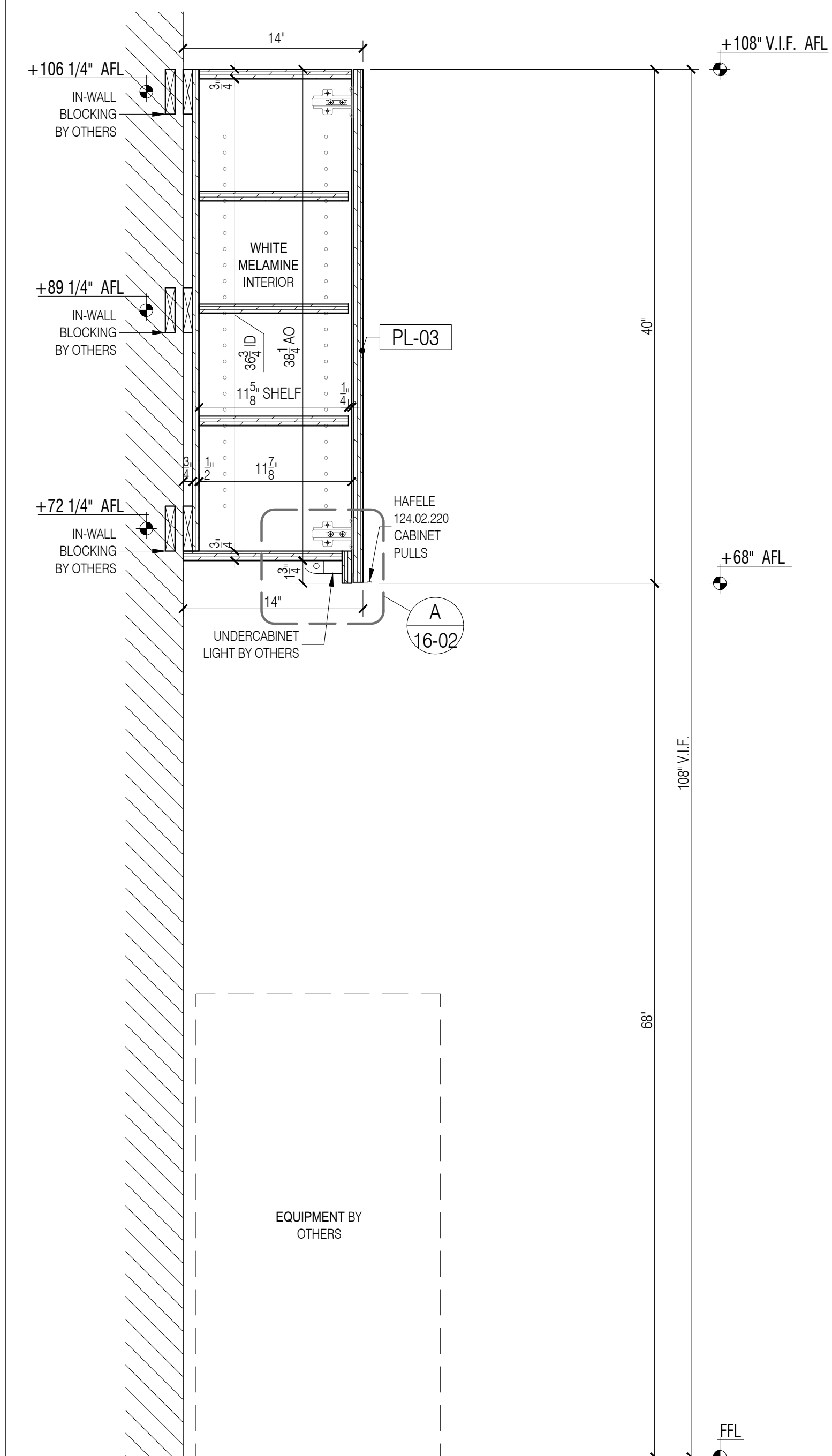

- ALL EDGES ARE TAPPED TO MATCH FACE FINISH U.N.O.
- GO TO COORDINATE EXACT LOCATION OF OUTLET WITH MILLWORK
- GO TO PROVIDE ALL NECESSARY BLOCKING AS REQUIRED

QUANTITY				
ITEM #	FLOOR	DESCRIPTION	QTY	SUB TOTAL
1.	2ND.	ACCOUNTING OPEN COUNT 2.20A	1 EA.	
TOTAL			1 EA.	

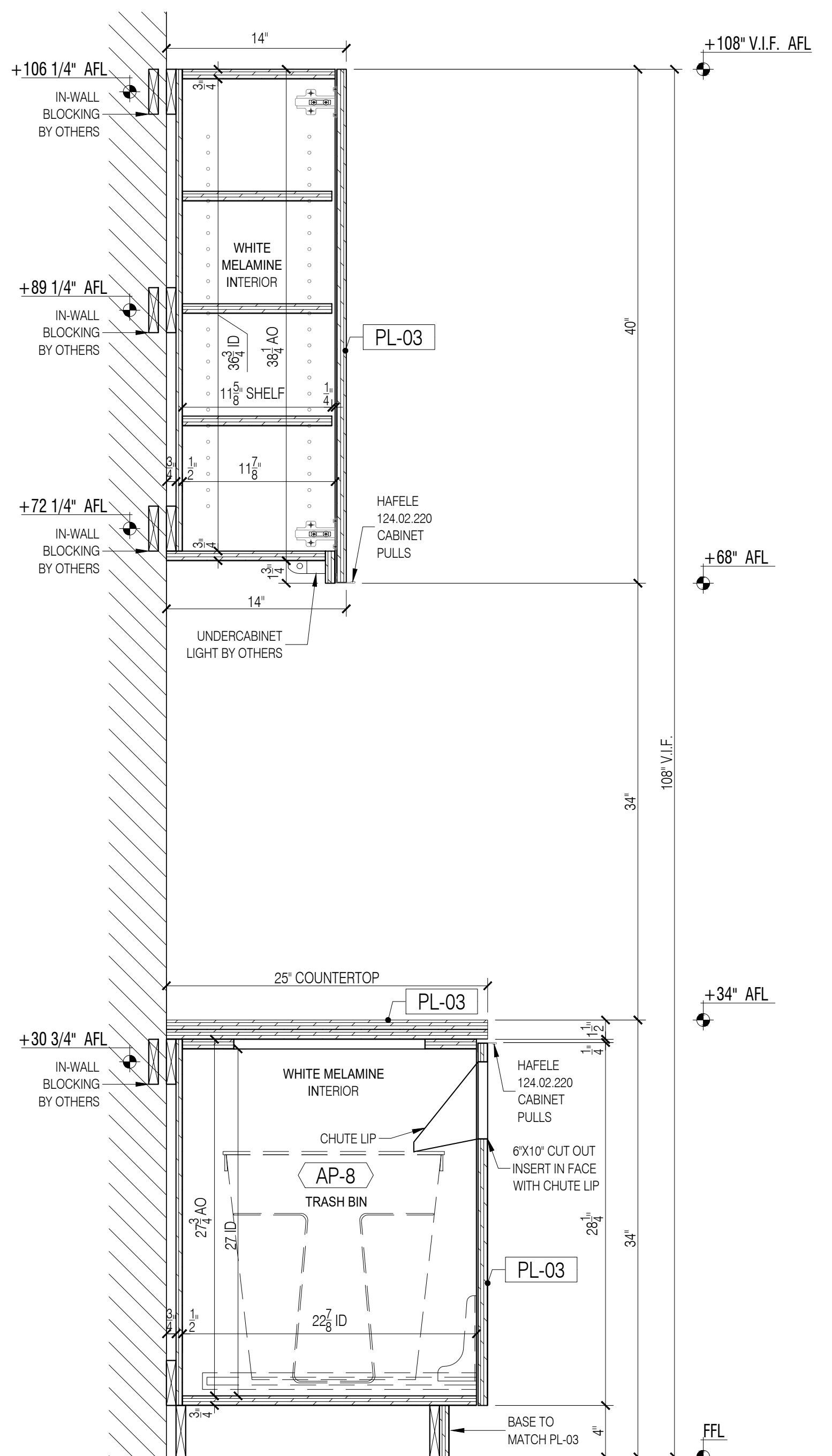
REFERENCE DWG :

- A-101
- A-701
- A-801
- ADDENDUM #2, 21, DECEMBER, 2020

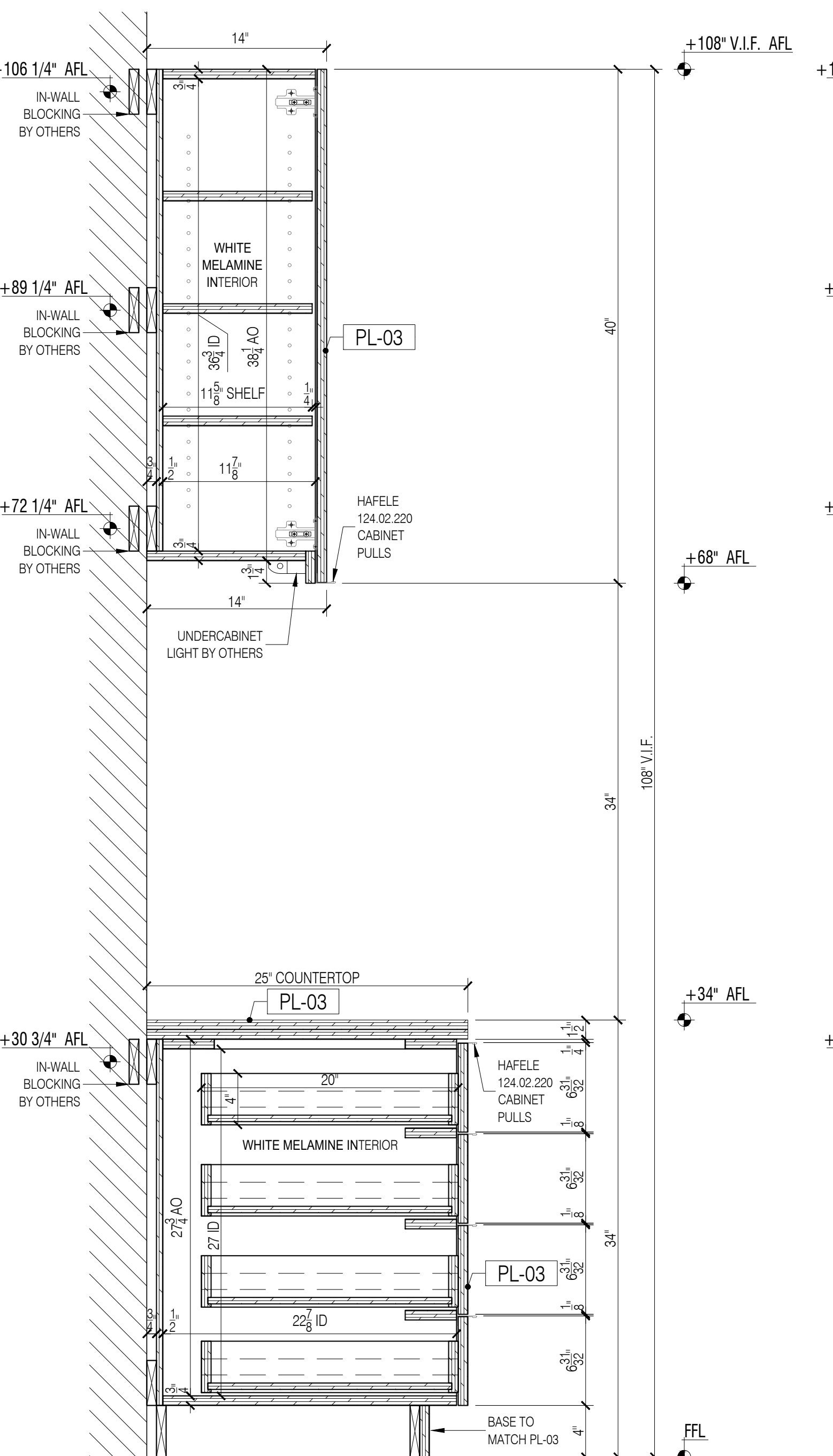
APPLIANCE SCHEDULE	
AP-1	MICROWAVE / GE / PEB9159SJSS



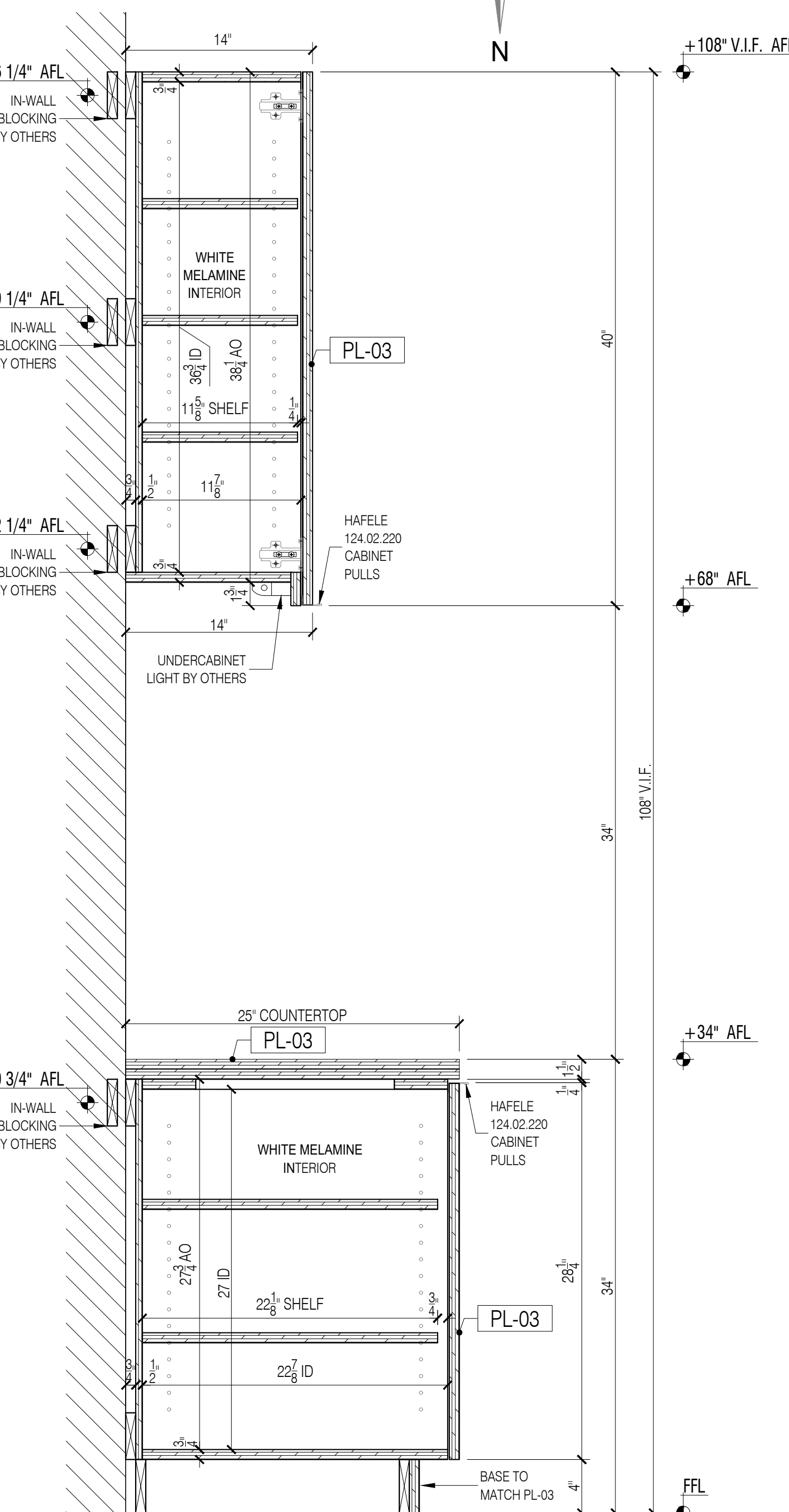
5 ACCOUNTING OPEN COUNT 2.20A - SECTION
Scale: 1-1/2"=1'-0"



6 ACCOUNTING OPEN COUNT 2.20A - SECTION
Scale: 1-1/2"=1'-0"



7 ACCOUNTING OPEN COUNT 2.20A - SECTION
Scale: 1-1/2"=1'-0"



8 ACCOUNTING OPEN COUNT 2.20A - SECTION
Scale: 1-1/2"=1'-0"

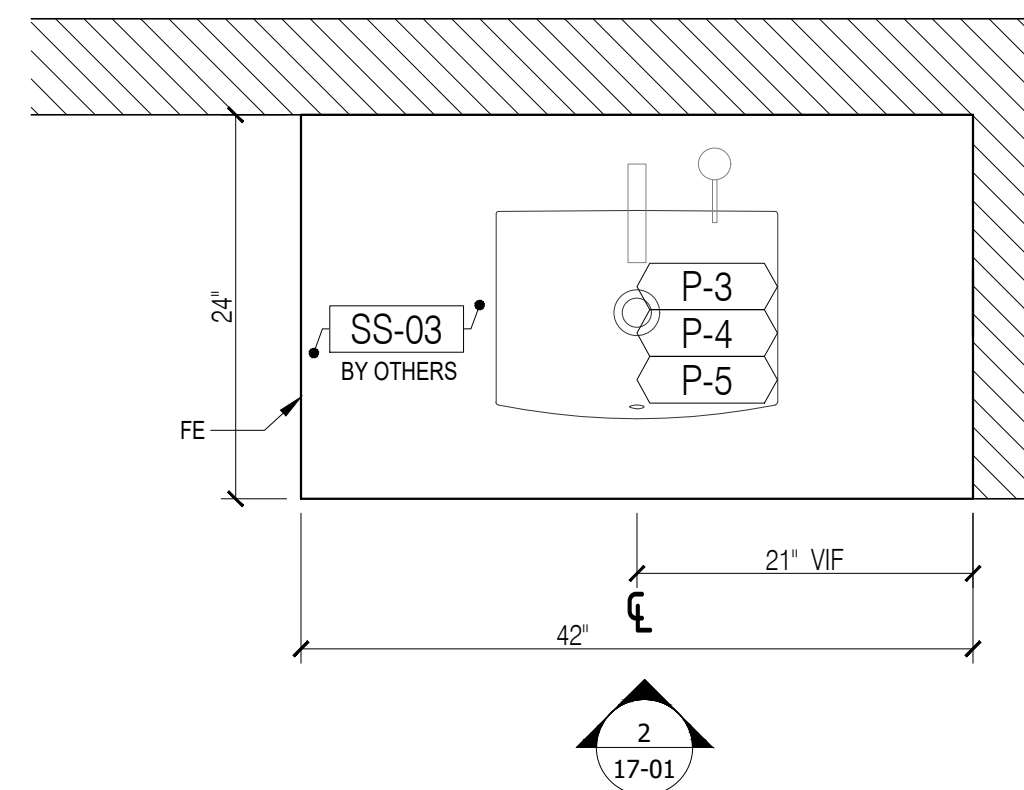
DATE: 04/20/2020
NAME: B.K.
NO: 1
REVISIONS: SUBMISSION FOR APPROVAL

SAMPLE PROJECT

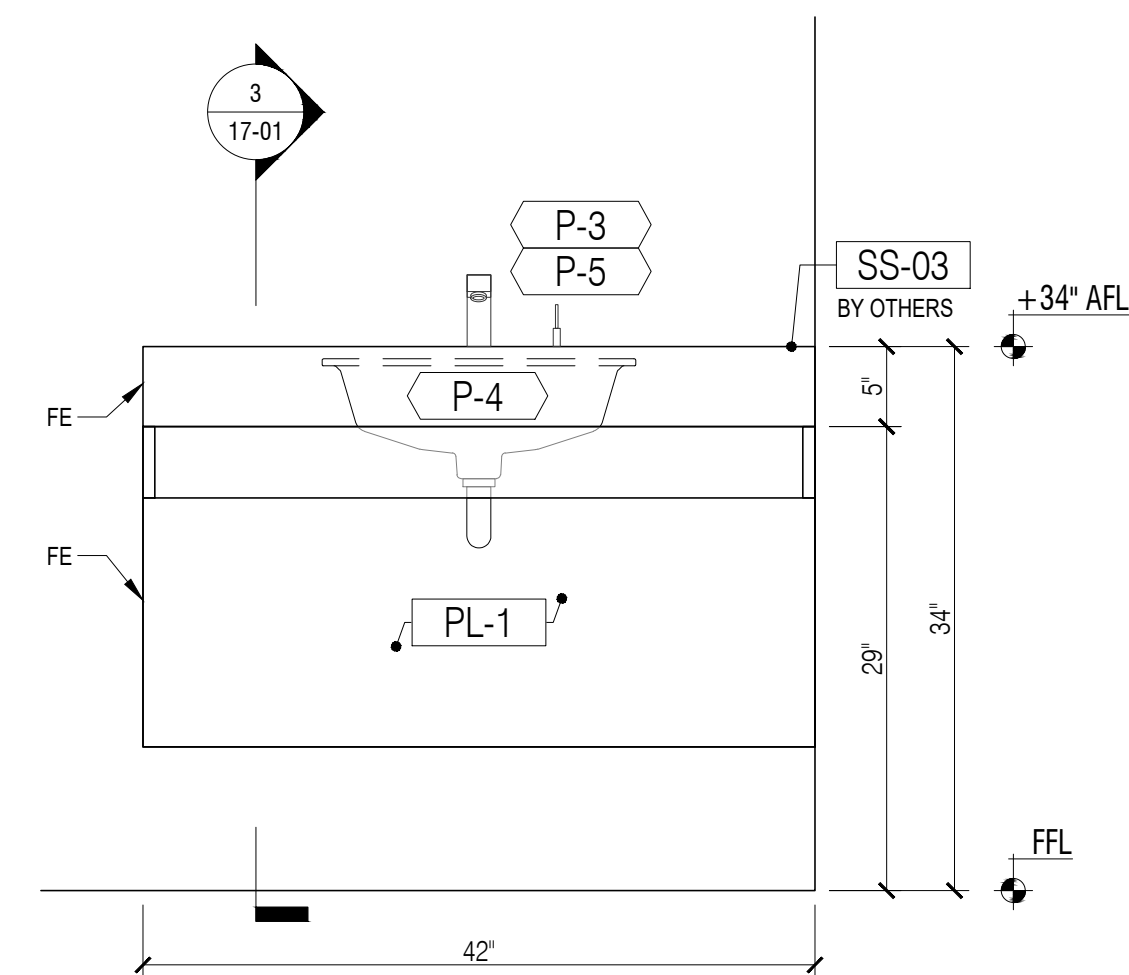
Finpoint
Accelerating Excellence

DATE: 04/20/2021
DRAWN BY: B.K.
ARCHITECT: TPG ARCHITECTURE
1300 WALT WHITMAN ROAD, MELVILLE, NY 11747
CONTRACTOR:
DRAWING TITLE: ACCOUNTING OPEN COUNT 2.20A SECTIPONS, DETAIL
ROOM OR SPACE: 2.20A 2ND.
PROJECT NUMBER: 418-20
DRAWING NUMBER: 16-02

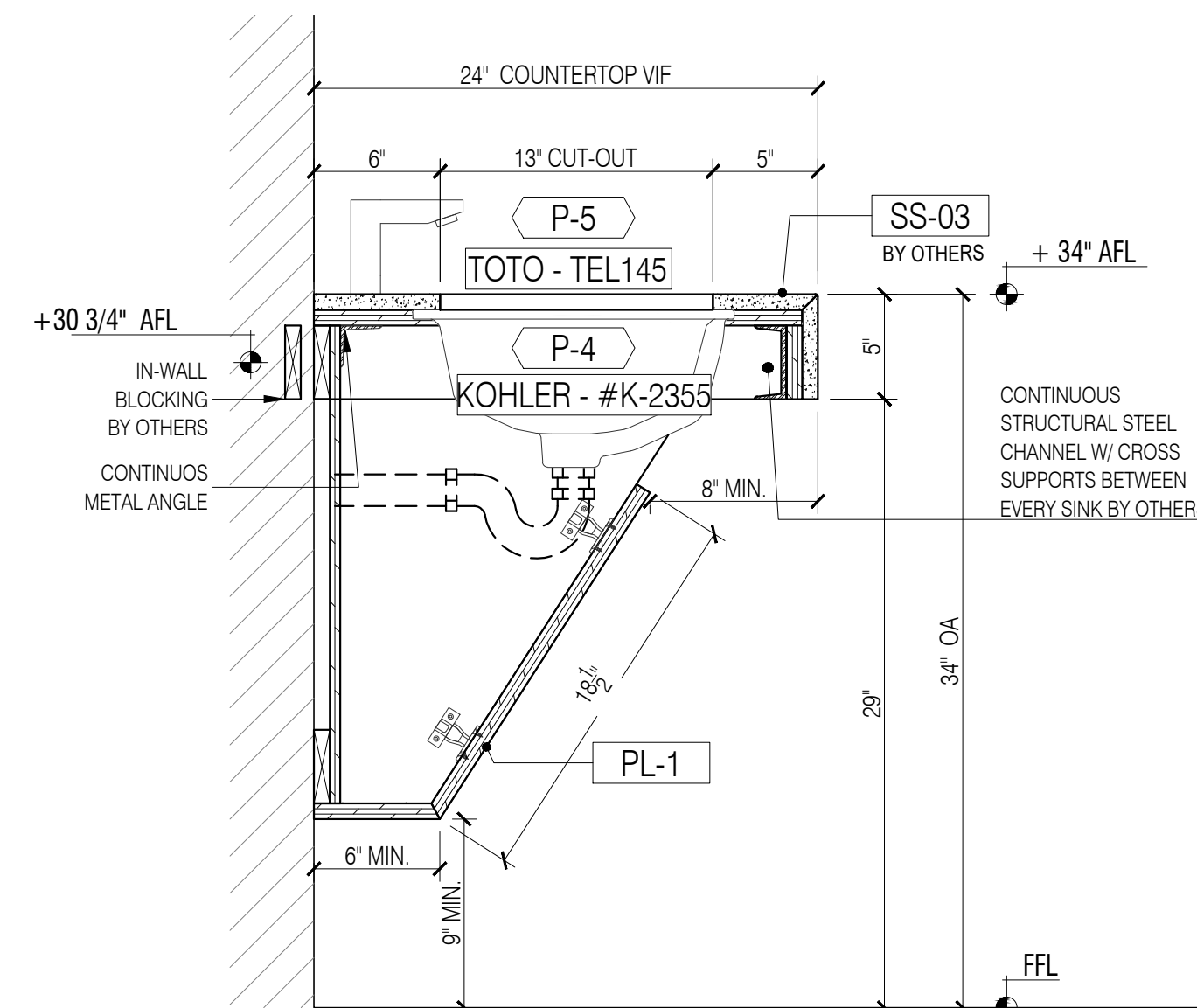
2 OF 2



1 TOILET ROOM 2.25C, 2.27C - PLAN VIEW
Scale: 1" = 1'-0"



2 TOILET ROOM 2.25C, 2.27C - ELEVATION
Scale: 1" = 1'-0"



3 TOILET ROOM 2.25C, 2.27C - SECTION
Scale: 1-1/2"=1'-0"

GENERAL NOTES

- SEE ARCHITECTURAL DWG FOR FINISH SCHEDULE
- ARCHITECT PLEASE CONFIRM ALL MARKED/NOTED CONDITIONS
- ALL DIMENSIONS ARE VERIFY IN THE FIELD

- ALL EDGES ARE TAPPED TO MATCH FACE FINISH U.N.O.
- GC TO COORDINATE EXACT LOCATION OF OUTLET WITH MILLWORK
- GC TO PROVIDE ALL NECESSARY BLOCKING AS REQUIRED

QUANTITY

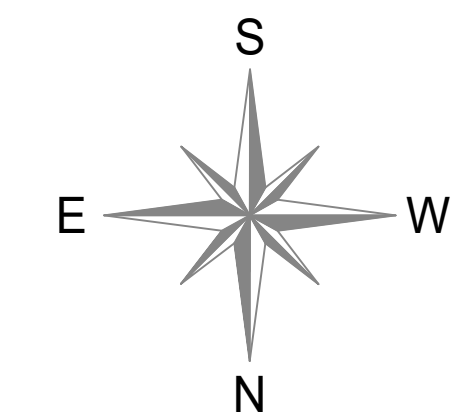
ITEM #	FLOOR	DESCRIPTION	QTY	SUB TOTAL
17.	2ND.	TOILET ROOMS' VANITY	2 EA.	
TOTAL			2 EA.	

REFERENCE DWG :

- A-103.00
- A-704.00
- A-801.00
- PRE-CONSTRUCTION REV. 21, DECEMBER, 2020

APPLIANCE SCHEDULE

P-3	SOAP DISPENSER / TOTO / TES100AA
P-4	SINK / KOHLER / #K-2355
P-5	FAUCET/TOTO/TEL145



SAMPLE PROJECT



DATE : 04/09/2021

DRAWN BY : G.K.

ARCHITECT : TPG ARCHITECTURE
1300 WALT WHITMAN ROAD, MELVILLE, NY 11747

CONTRACTOR :

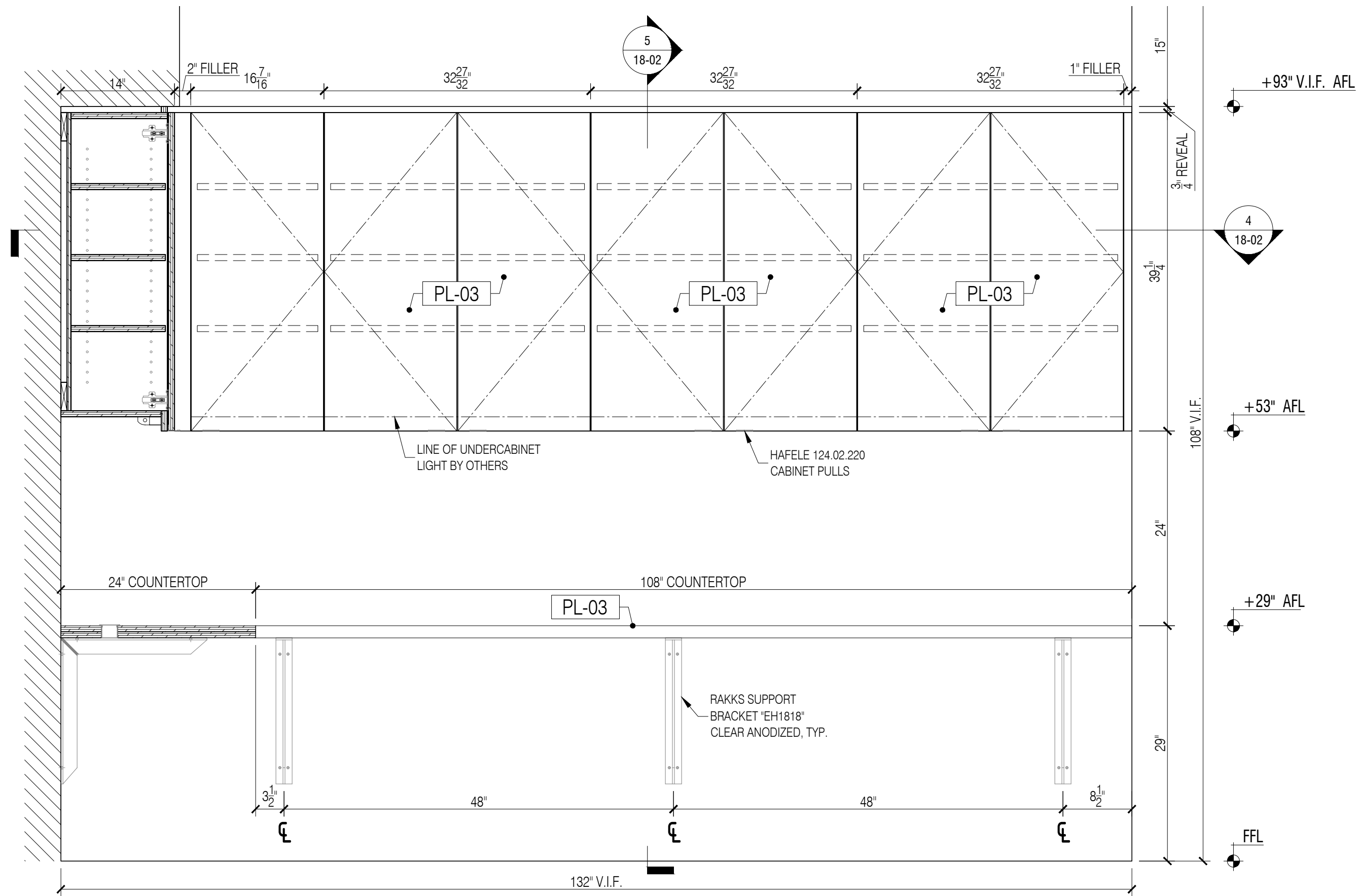
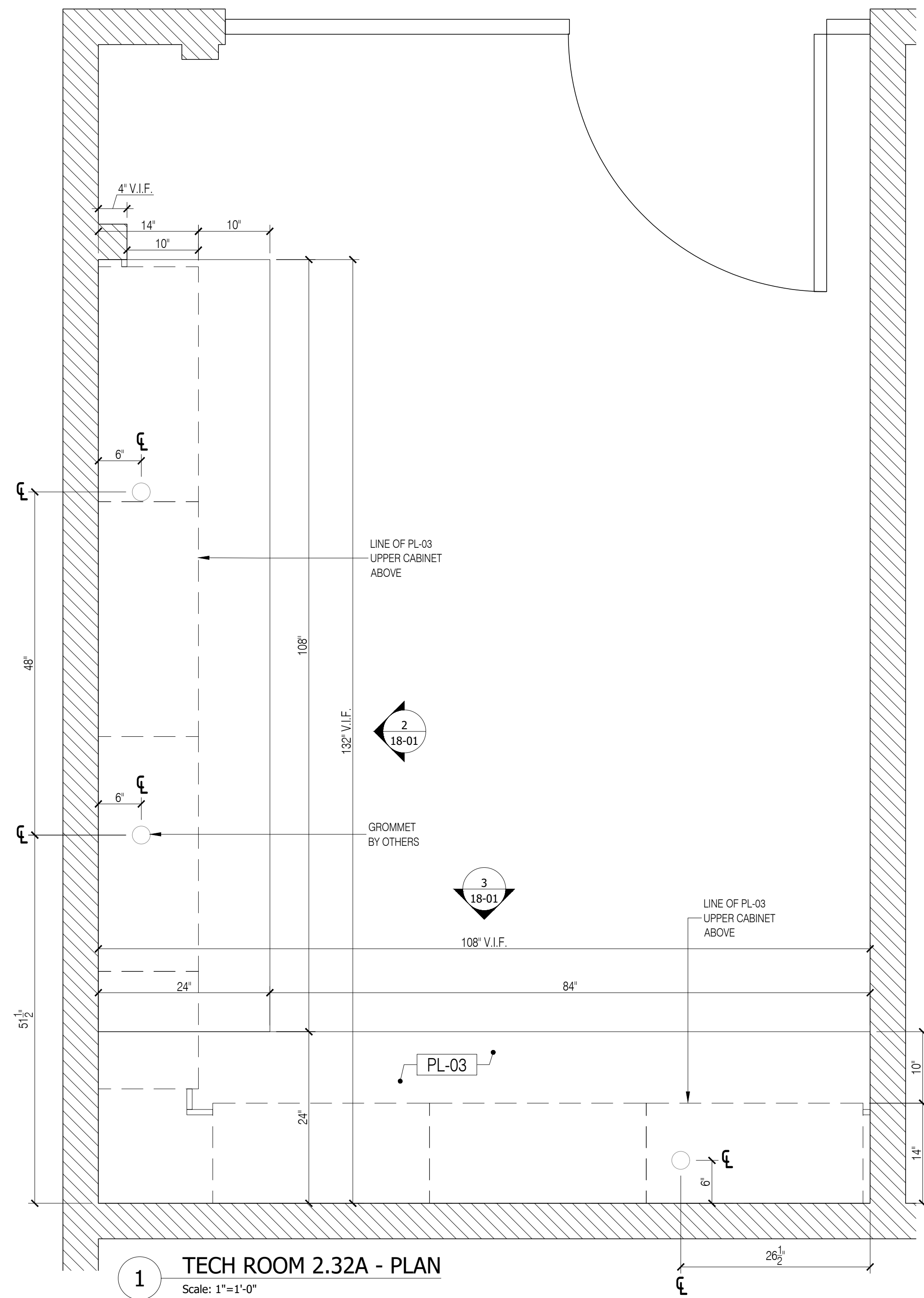
DRAWING TITLE : TOILET ROOMS
PLAN, ELEVATION, SECTION

ROOM OR SPACE : 2ND.

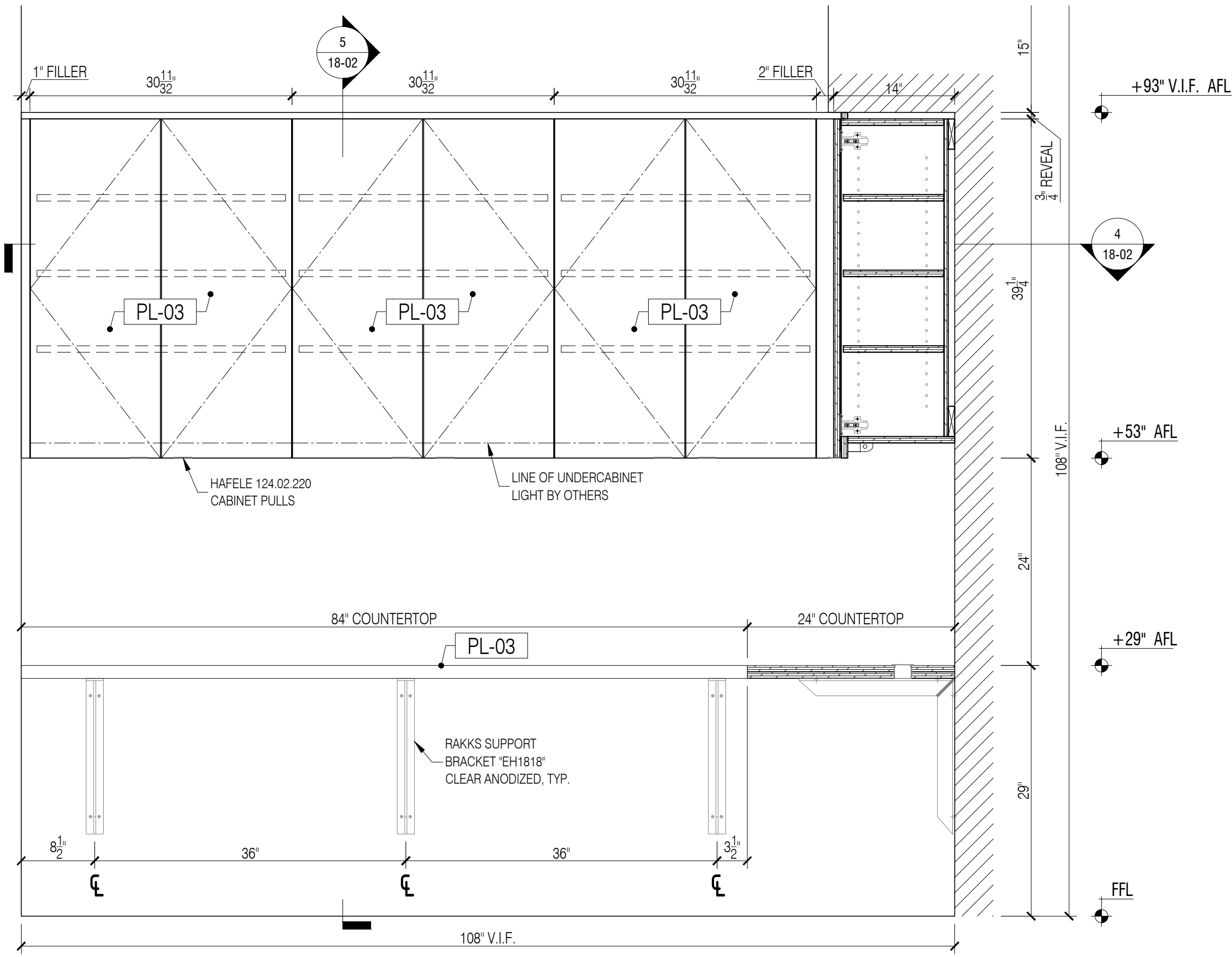
PROJECT NUMBER: 418-20

DRAWING NUMBER:

17-01



2
TECH ROOM 2.32A - ELEVATION
Scale: 1"=1'-0"




3
TECH ROOM 2.32A - ELEVATION
Scale: 1"=1'-0"

- GENERAL NOTES**
- SEE ARCHITECTURAL DWG FOR FINISH SCHEDULE
 - ARCHITECT PLEASE CONFIRM ALL MARKED/NOTED CONDITIONS
 - ALL DIMENSIONS ARE VERIFY IN THE FIELD
- ALL EDGES ARE TAPPED TO MATCH FACE FINISH U.N.O.
 - GC TO COORDINATE EXACT LOCATION OF OUTLET WITH MILLWORK
 - GC TO PROVIDE ALL NECESSARY BLOCKING AS REQUIRED

QUANTITY

ITEM #	FLOOR	DESCRIPTION	QTY	SUB TOTAL
1.	2ND.	TECH ROOM 2.32A	1 EA.	
TOTAL			1 EA.	

- REFERENCE DWG :**
- A-101
 - A-703
 - A-802
 - ADDENDUM #2, 21, DECEMBER, 2020

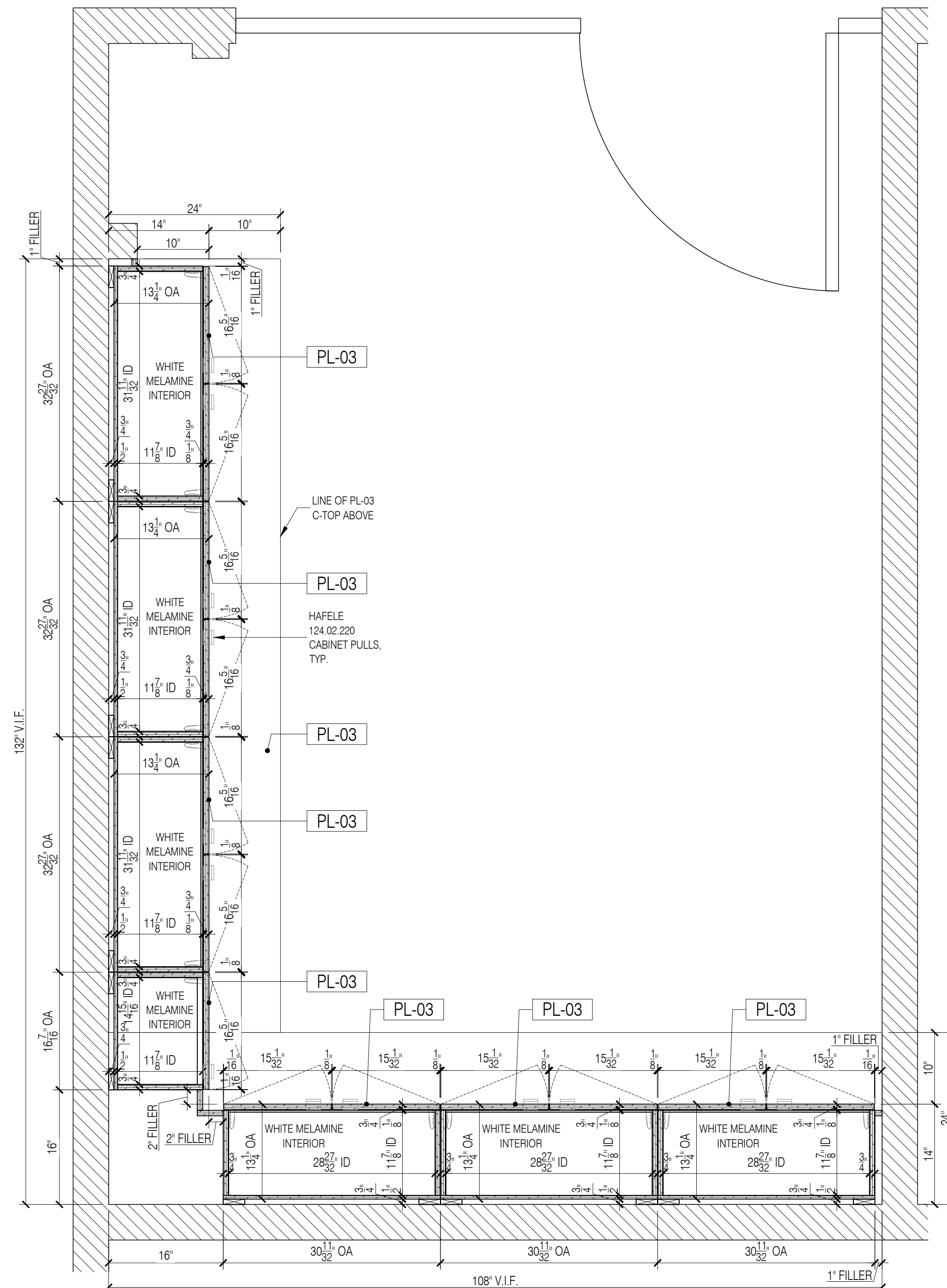


DATE:	04/20/2020
NAME:	B.K.
NO:	1
REVISIONS:	SUBMISSION FOR APPROVAL

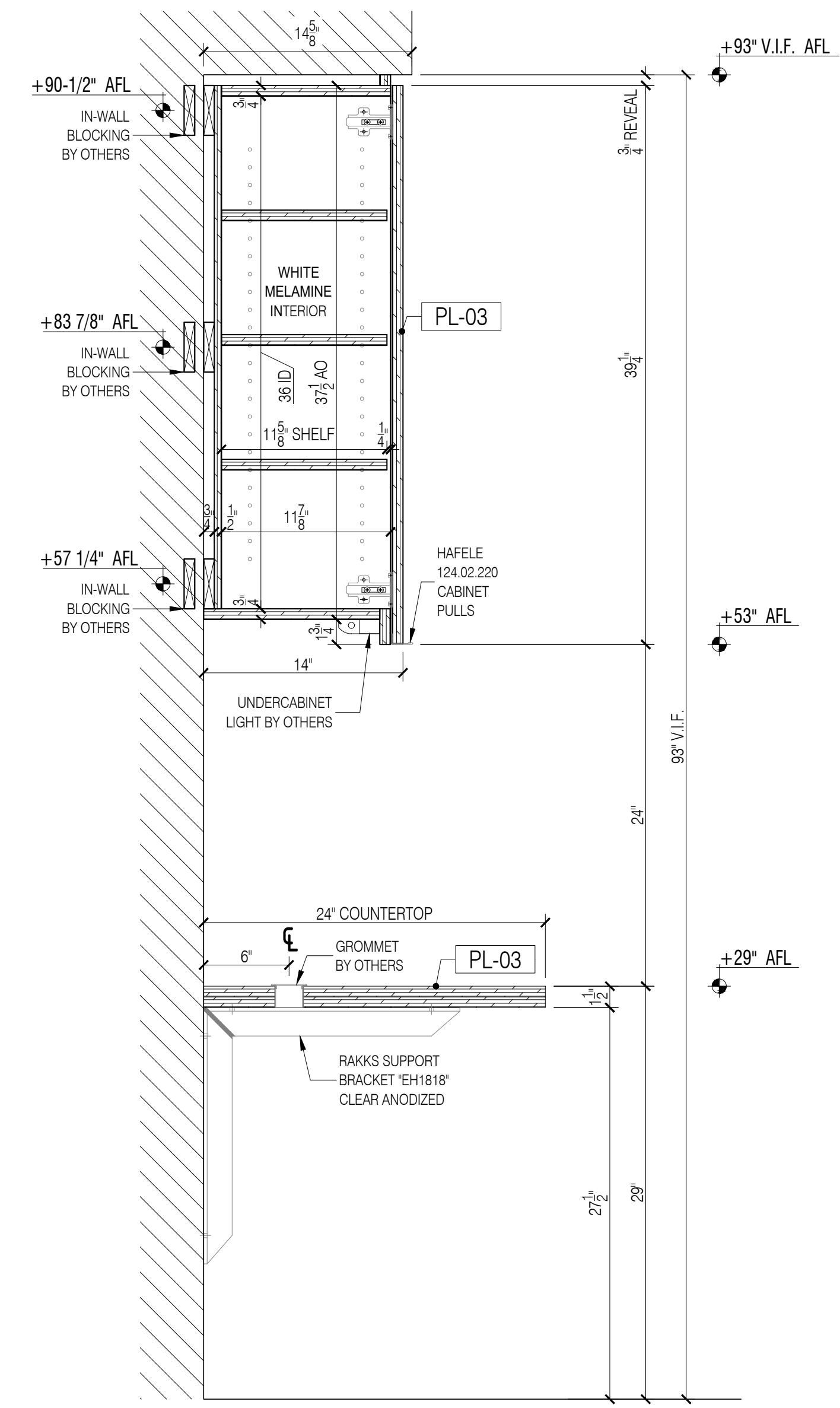
SAMPLE PROJECT



DATE :	04/20/2021
DRAWN BY :	B.K.
ARCHITECT :	TPG ARCHITECTURE 1300 WALT WHITMAN ROAD, MELVILLE, NY 11747
CONTRACTOR :	
DRAWING TITLE :	TECH ROOM 2.32A PLAN, ELEVATIONS
ROOM OR SPACE :	2.32A
FLOOR :	2ND.
PROJECT NUMBER:	418-20
DRAWING NUMBER:	18-01



4 TECH ROOM 2.32A - SECTION PLAN
Scale: 1"=1'-0"



5 TECH ROOM 2.32A - SECTION
Scale: 1-1/2"=1'-0"

GENERAL NOTES


- SEE ARCHITECTURAL DWG FOR FINISH SCHEDULE
- ARCHITECT PLEASE CONFIRM ALL MARKED/NOTED CONDITIONS
- ALL DIMENSIONS ARE VERIFY IN THE FIELD

- ALL EDGES ARE TAPPED TO MATCH FACE FINISH U.N.O.
- GC TO COORDINATE EXACT LOCATION OF OUTLET WITH MILLWORK
- GC TO PROVIDE ALL NECESSARY BLOCKING AS REQUIRED

QUANTITY				
ITEM #	FLOOR	DESCRIPTION	QTY	SUB TOTAL
1.	2ND.	TECH ROOM 2.32A	1 EA.	
TOTAL			1 EA.	

REFERENCE DWG :

- A-101
- A-703
- A-802
- ADDENDUM #2, 21, DECEMBER, 2020



DATE:	04/20/2020
NAME:	B.K.
NO:	1
REVISIONS:	SUBMISSION FOR APPROVAL

SAMPLE PROJECT



DATE: 04/20/2021

DRAWN BY: B.K.

ARCHITECT: TPG ARCHITECTURE
1300 WALT WHITMAN ROAD, MELVILLE, NY 11747

CONTRACTOR:

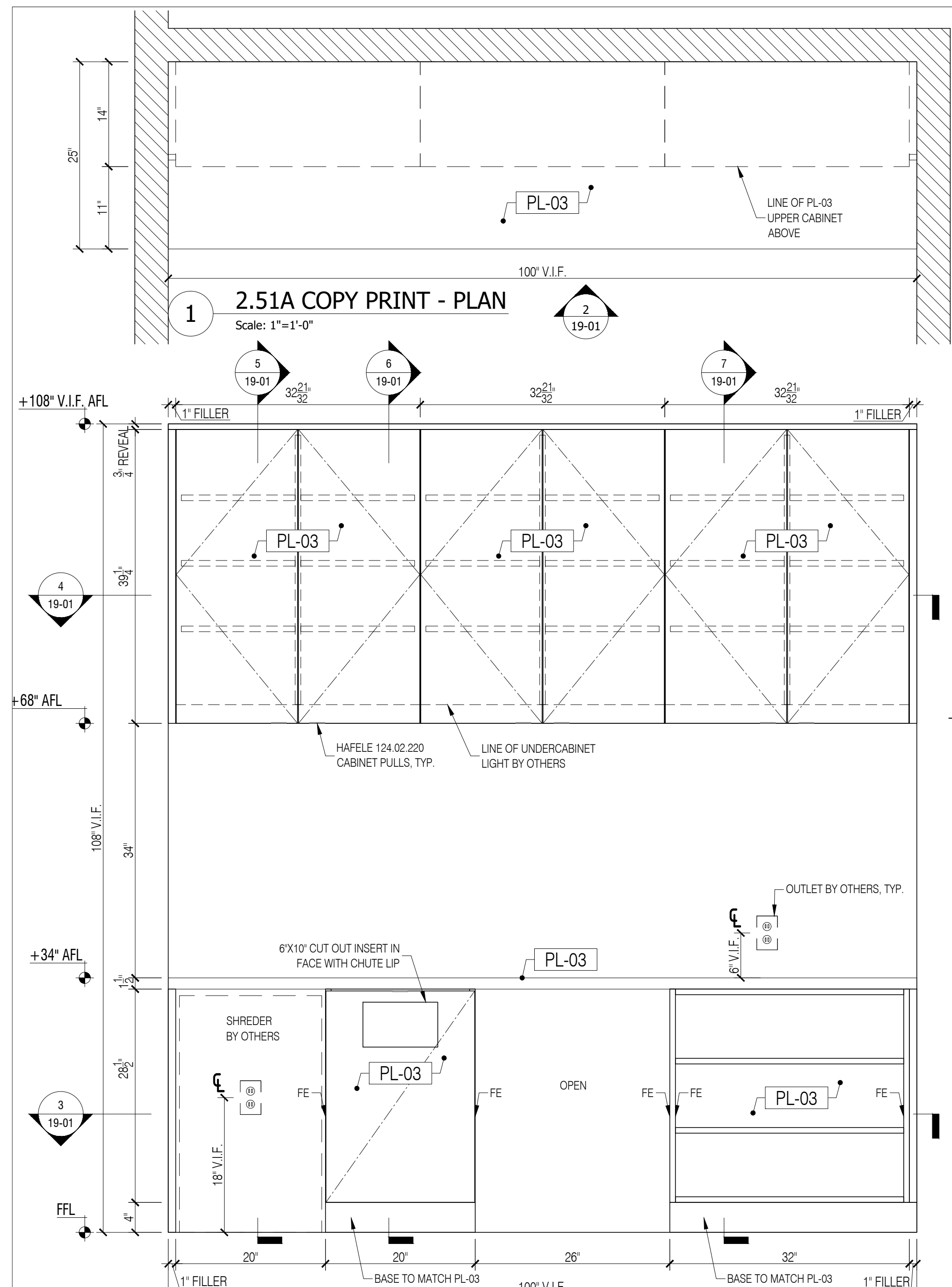
DRAWING TITLE: TECH ROOM 2.32A SECTIONS

ROOM OR SPACE: 2.32A FLOOR: 2ND.

PROJECT NUMBER: 418-20

DRAWING NUMBER:

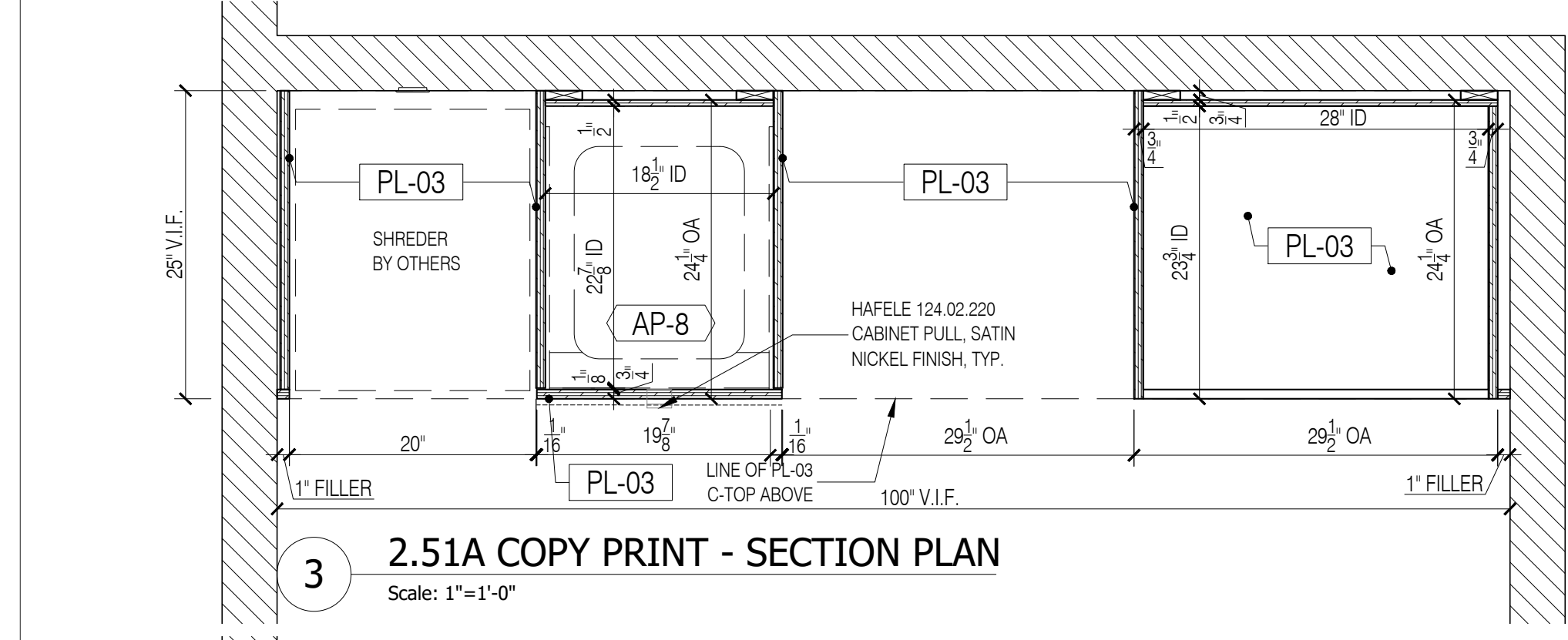
18-02



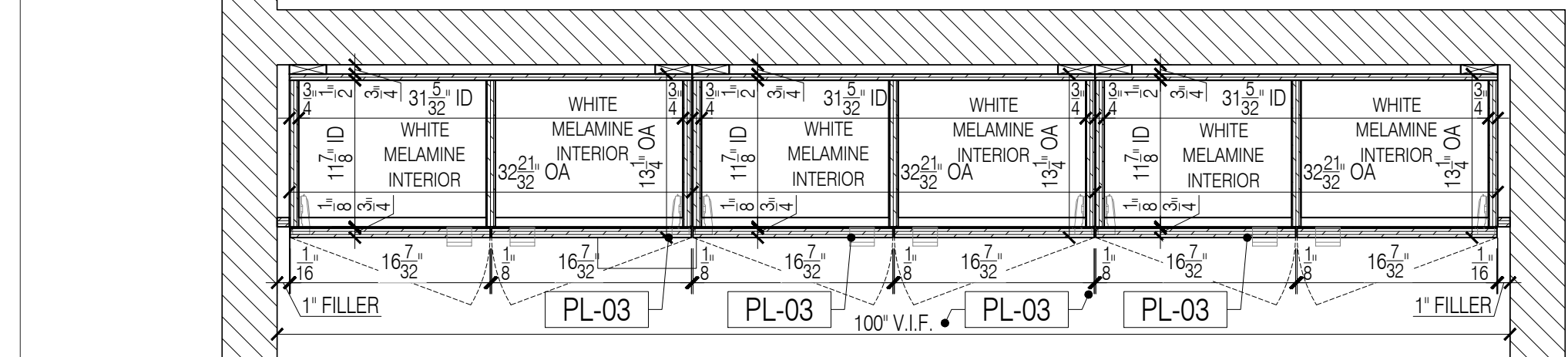
1 2.51A COPY PRINT - PLAN
Scale: 1"=1'-0"



2 2.51A COPY PRINT - ELEVATION
Scale: 1"=1'-0"



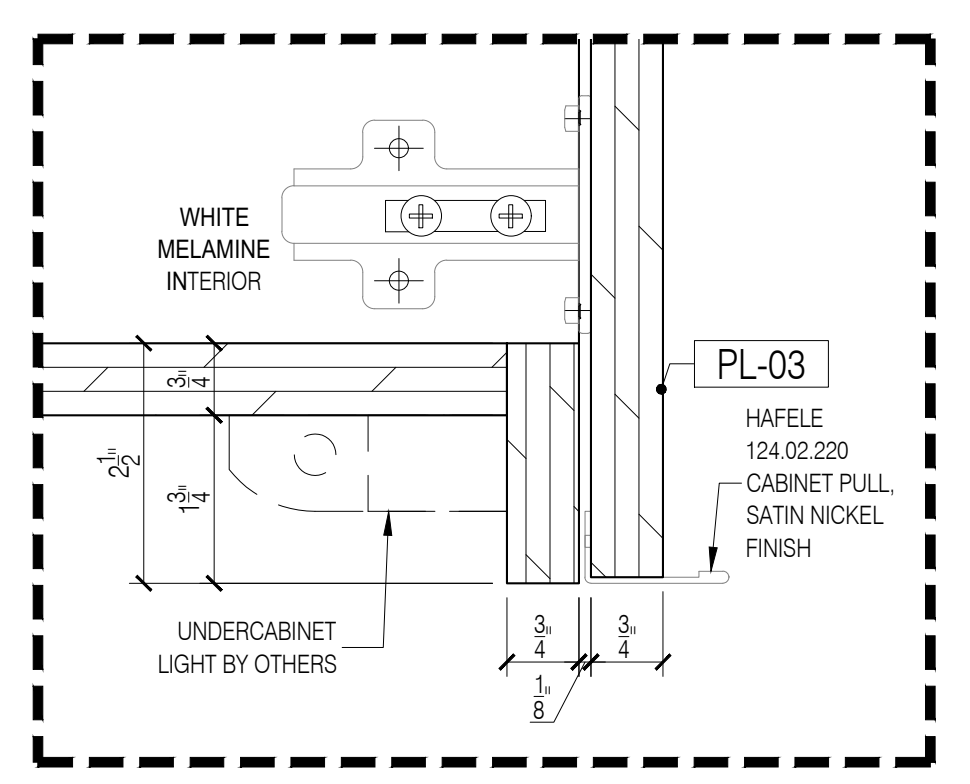
3 2.51A COPY PRINT - SECTION PLAN
Scale: 1"=1'-0"



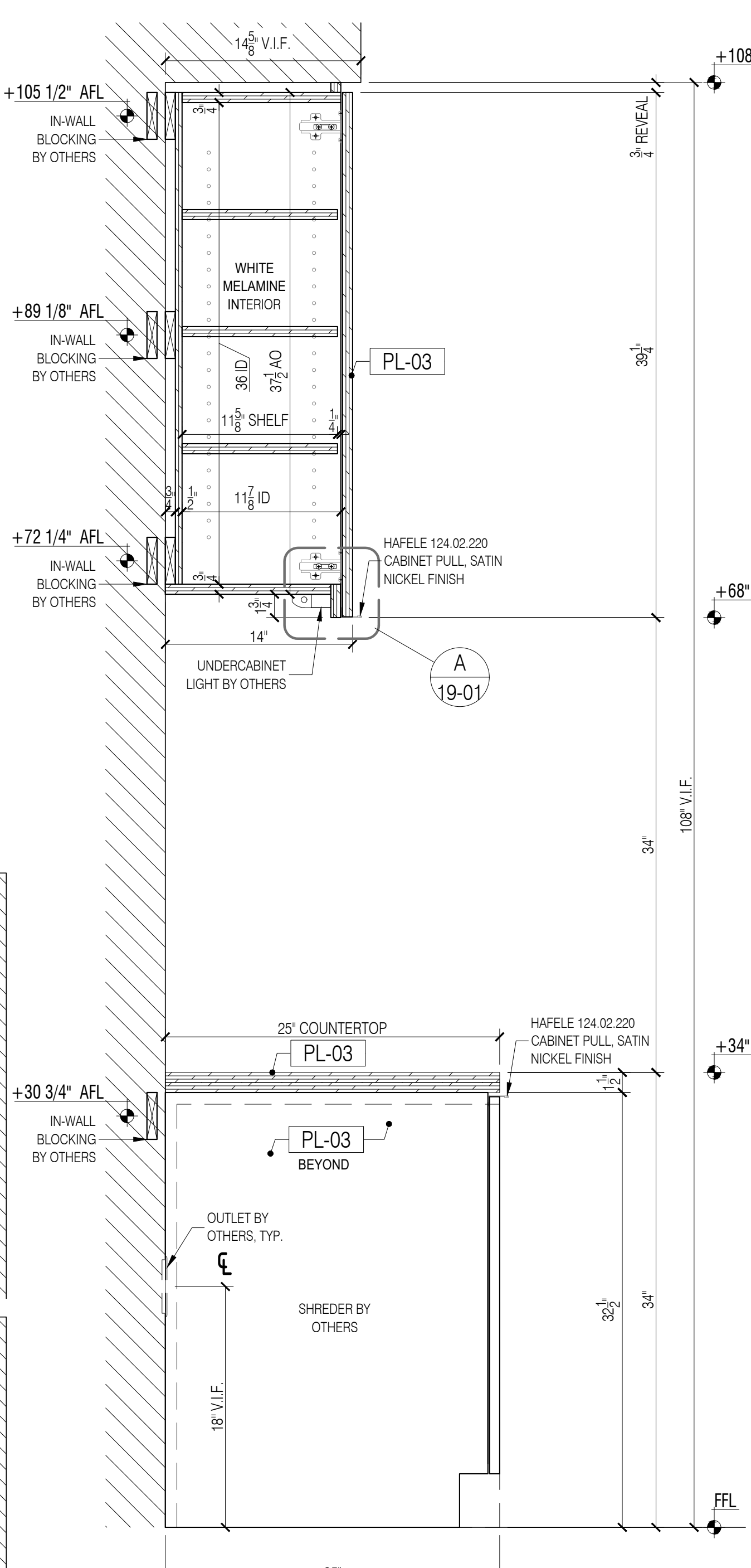
4 2.51A COPY PRINT - SECTION PLAN
Scale: 1"=1'-0"

NOTE:
1. FIELD VERIFY ALL ACTUAL FRAMING CONDITIONS & EXTENT OF OPENING PRIOR TO FABRICATION.
2. PROVIDE SOLID IN-WALL BACKING FOR ALL MILLWORK FOR MOUNTING & COORDINATE WITH FRAMER

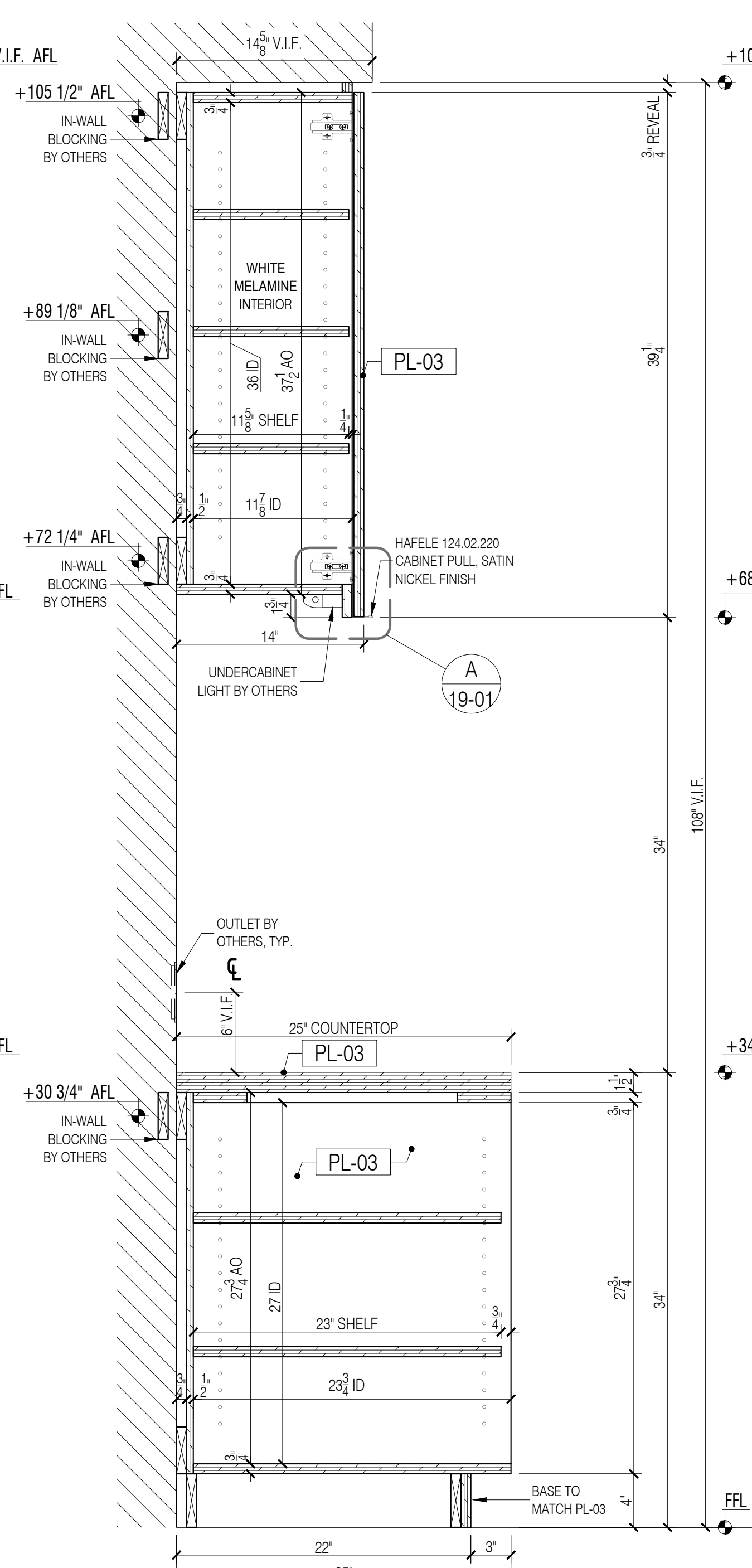
NOTE:
V.I.F. CEILING HEIGHTS HOLD SPACING FROM COUNTERTOP TO UPpers. IF NECESSARY, SHORTEN THE HEIGHT OF UPPER CABINETS TO ACCOMMODATE FOR ADJUSTED CEILING HEIGHT.



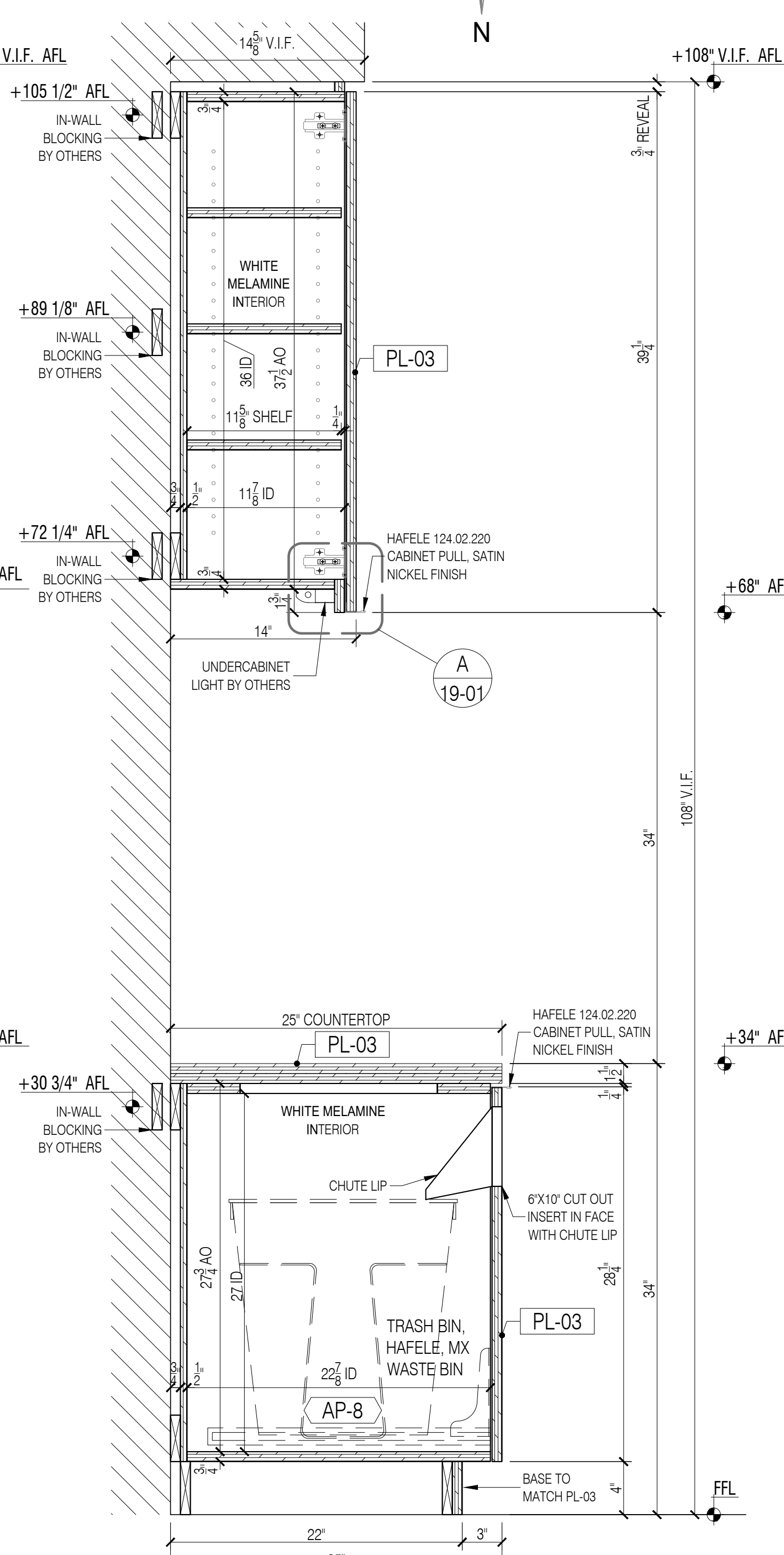
A DETAIL - UNDERCABINET LIGHT
Scale: 6"=1'-0"



5 COPY PRINT - SECTION
Scale: 1-1/2"=1'-0"



6 COPY PRINT - SECTION
Scale: 1-1/2"=1'-0"



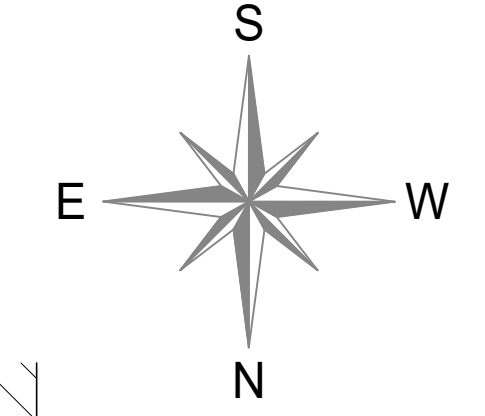
7 COPY PRINT - SECTION
Scale: 1-1/2"=1'-0"

GENERAL NOTES
1. SEE ARCHITECTURAL DWG FOR FINISH SCHEDULE
2. ARCHITECT PLEASE CONFIRM ALL MARKED/NOTED CONDITIONS
3. ALL DIMENSIONS ARE VERIFY IN THE FIELD
• ALL EDGES ARE TAPPED TO MATCH FACE FINISH U.N.O.
• GO TO COORDINATE EXACT LOCATION OF OUTLET WITH MILLWORK
• GO TO PROVIDE ALL NECESSARY BLOCKING AS REQUIRED

QUANTITY				
ITEM #	FLOOR	DESCRIPTION	QTY	SUB TOTAL
19.	2ND.	COPY PRINT	1 EA.	
TOTAL			1 EA.	

REFERENCE DWG :
1. A-101.00
2. A-701.00
3. A-801.00
4. PRE-CONSTRUCTION REV. 21, DECEMBER, 2020

APPLIANCE SCHEDULE	
AP-8	- TRASH BIN / HAFELE / MX WASTE BIN

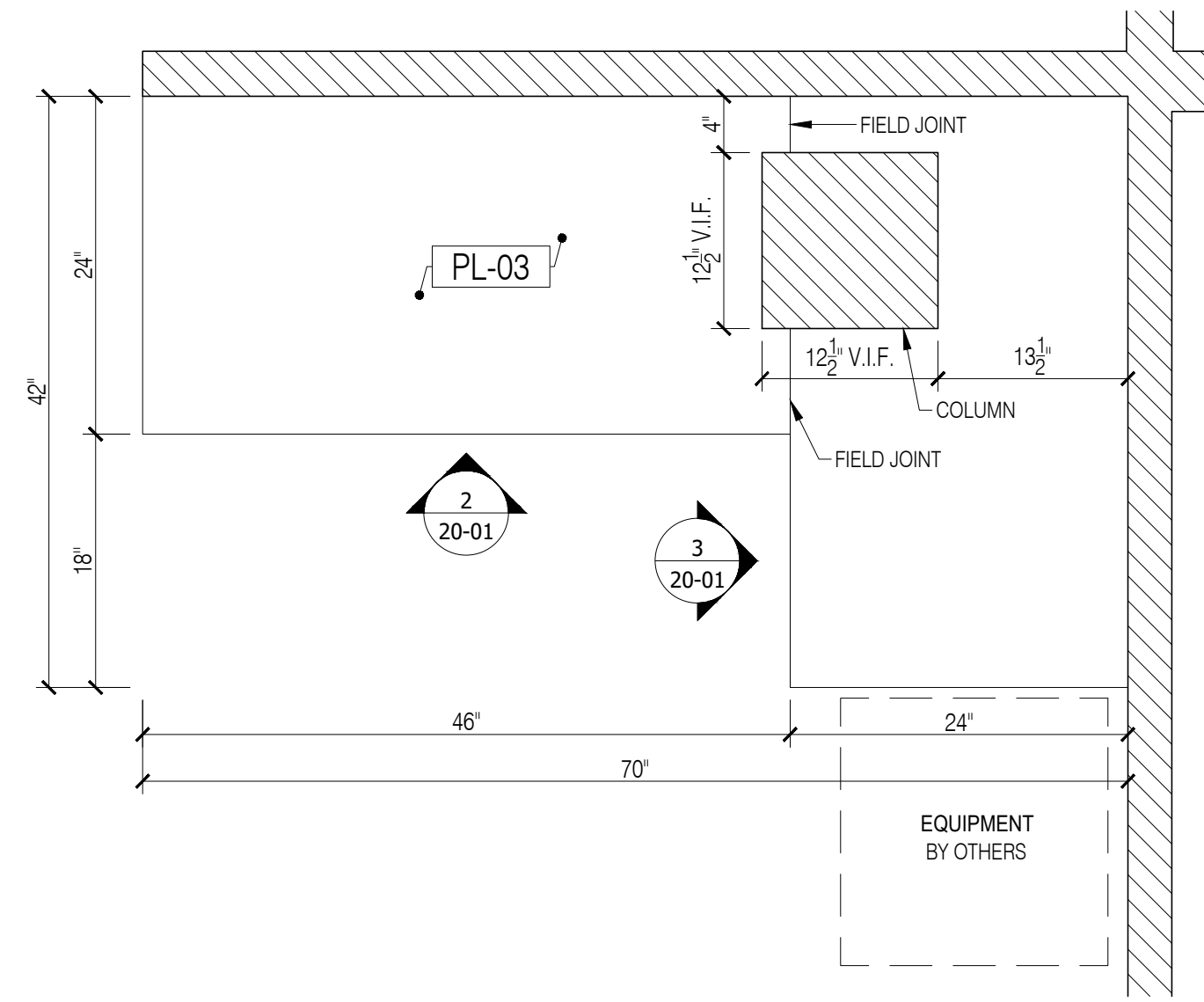


DATE: 04/09/2021
NAME: M.K.
NO: 1
SUBMISSION FOR APPROVAL
REVISED AS PER COMMENTS

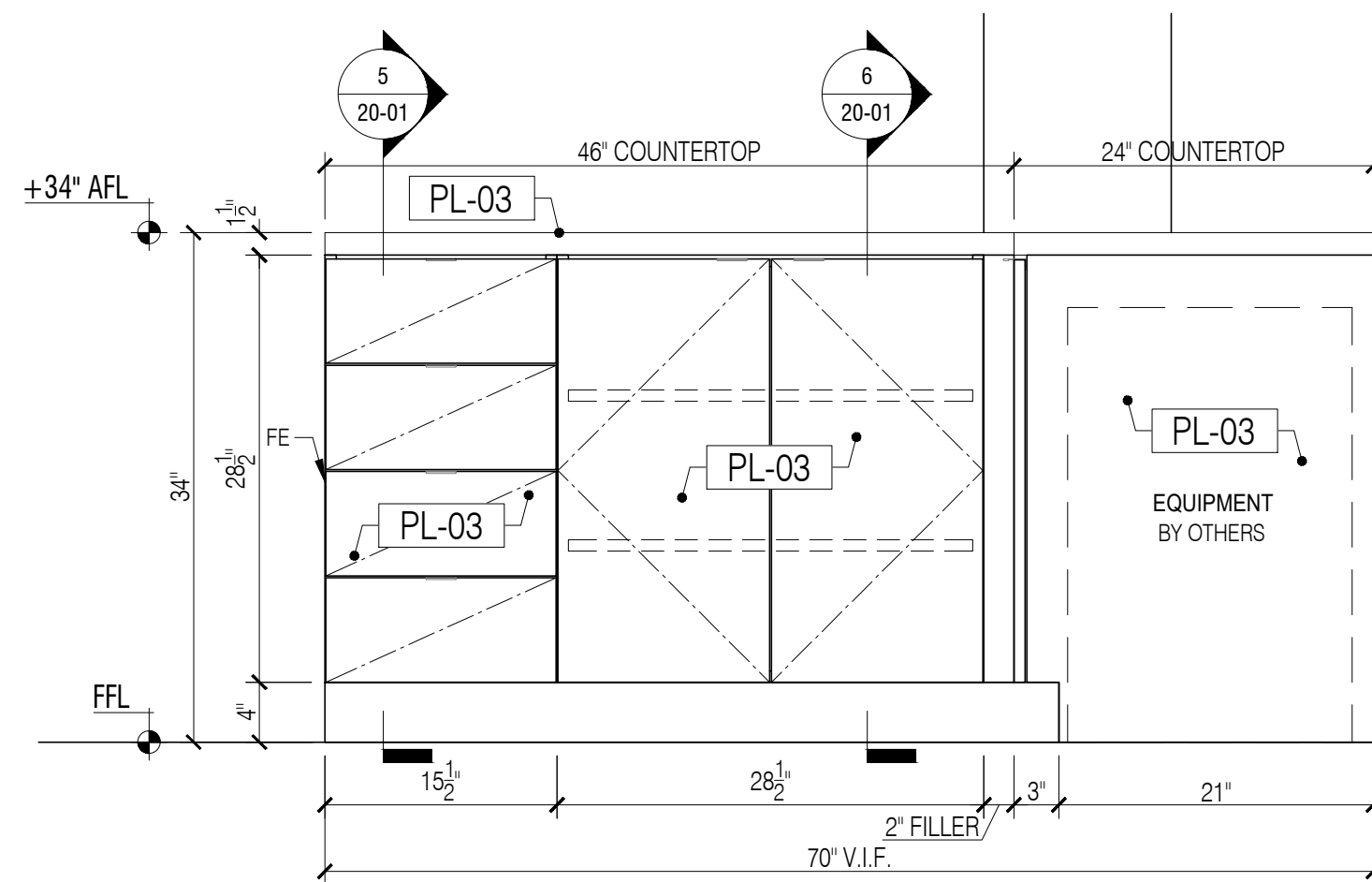
SAMPLE PROJECT

Finpoint
Accelerating Excellence

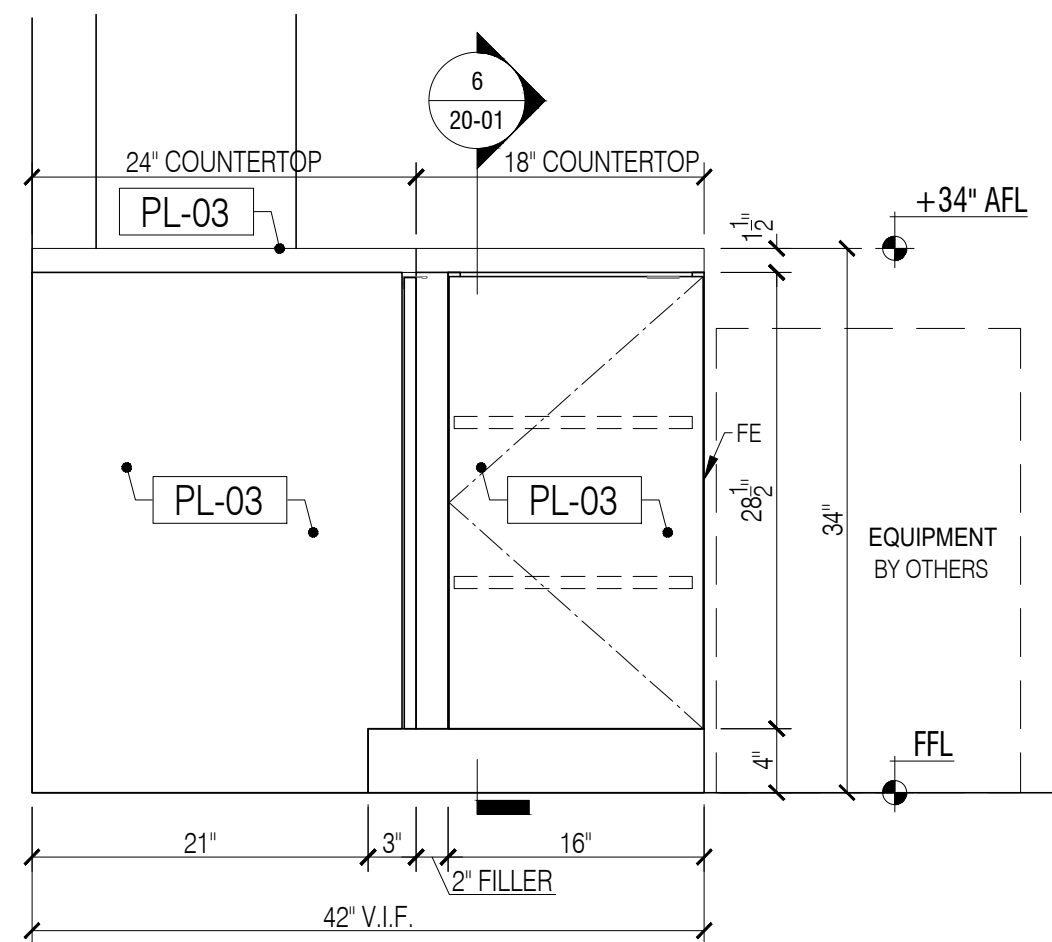
DATE: 04/09/2021
DRAWN BY: M.K.
ARCHITECT: TPG ARCHITECTURE
1300 WALT WHITMAN ROAD, MELVILLE, NY 11747
CONTRACTOR:
DRAWING TITLE: COPY PRINT
PLAN, ELEVATION, SECTIONS, DETAIL
ROOM OR SPACE: 2.51A
FLOOR: 2ND.
PROJECT NUMBER: 418-20
DRAWING NUMBER: 19-01
1 OF 1



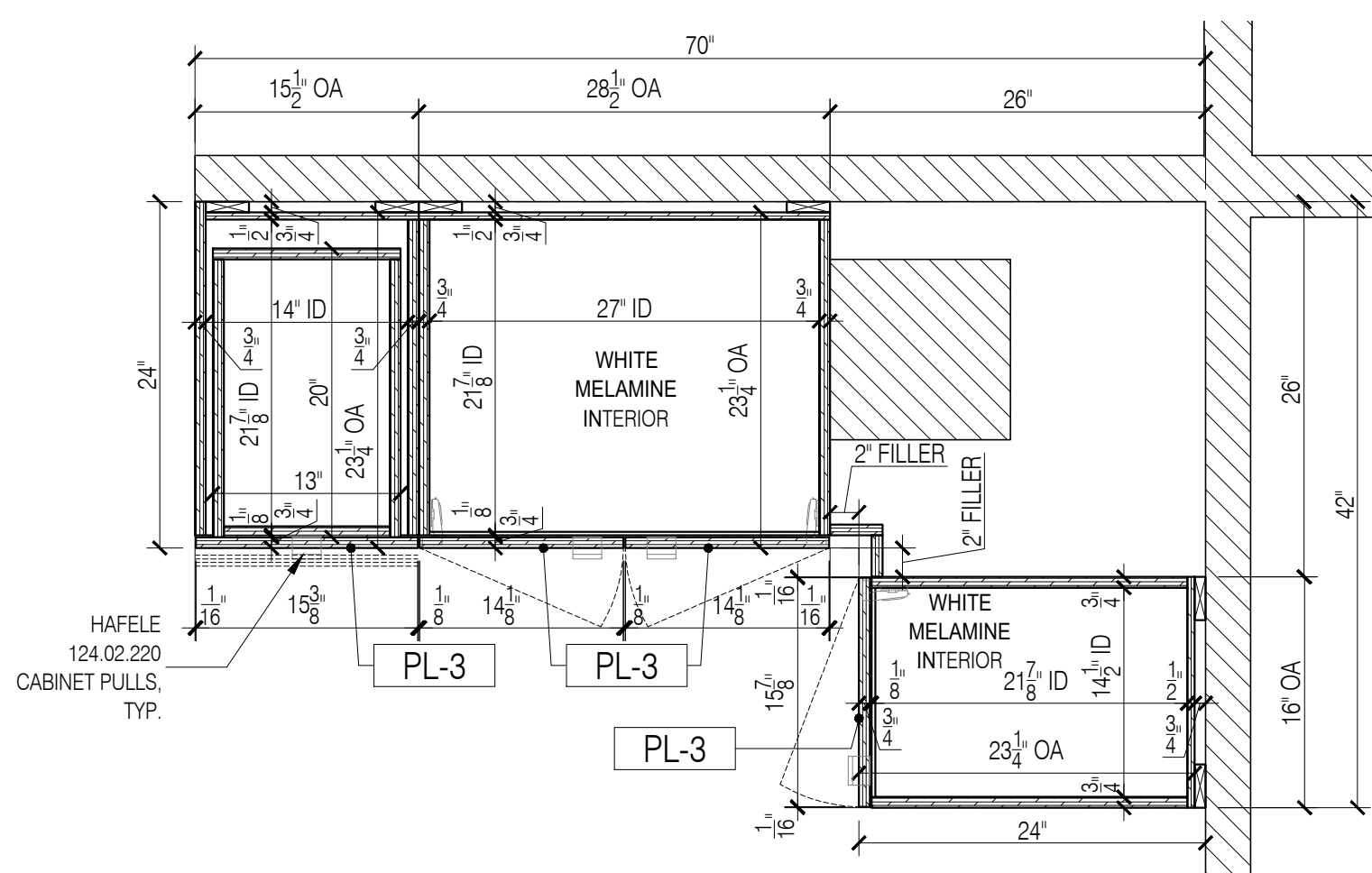
1 OPEN AREA 2.54A - PLAN
Scale: 1"=1'-0"



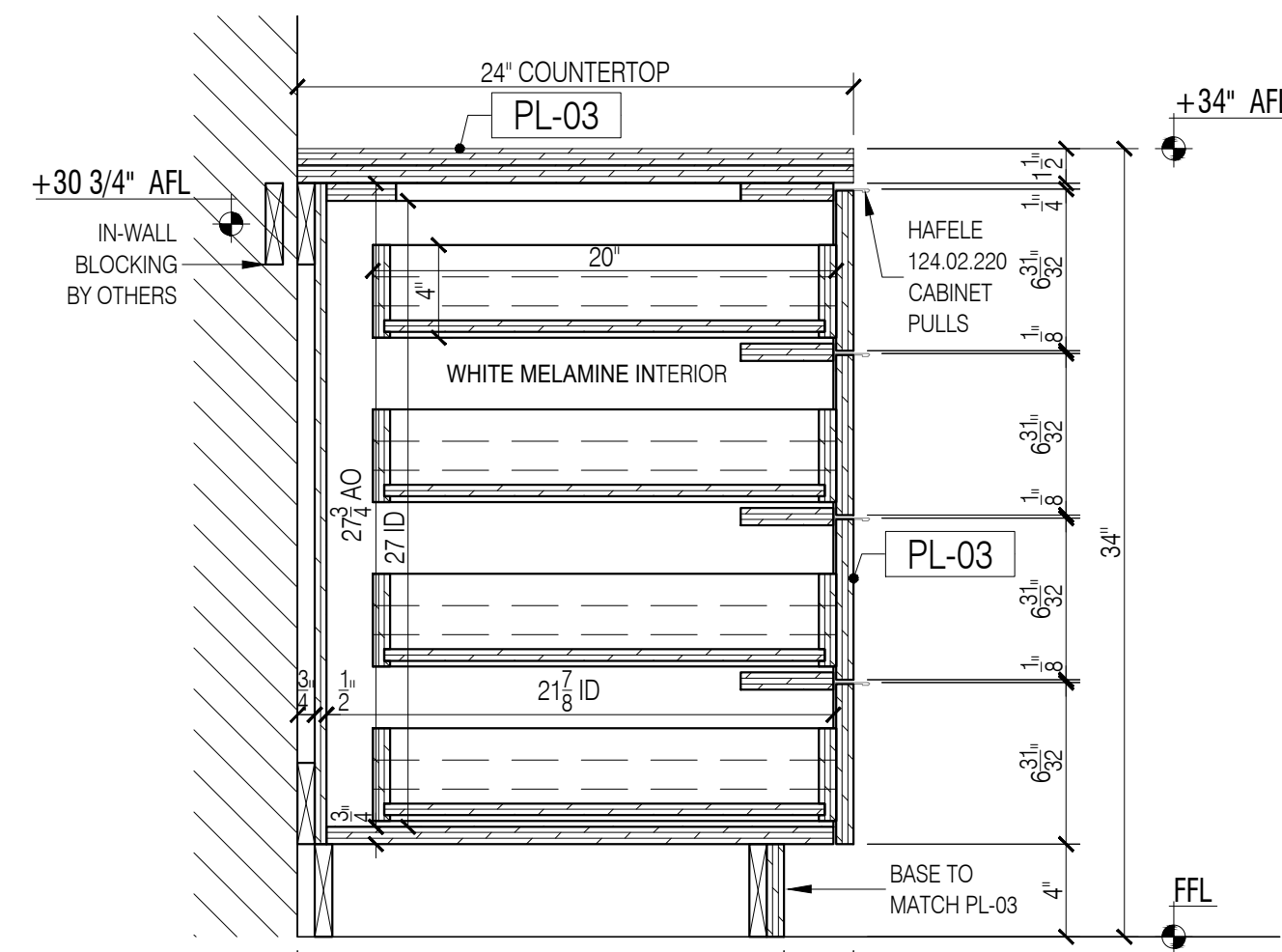
2 OPEN AREA 2.54A - ELEVATION
Scale: 1"=1'-0"



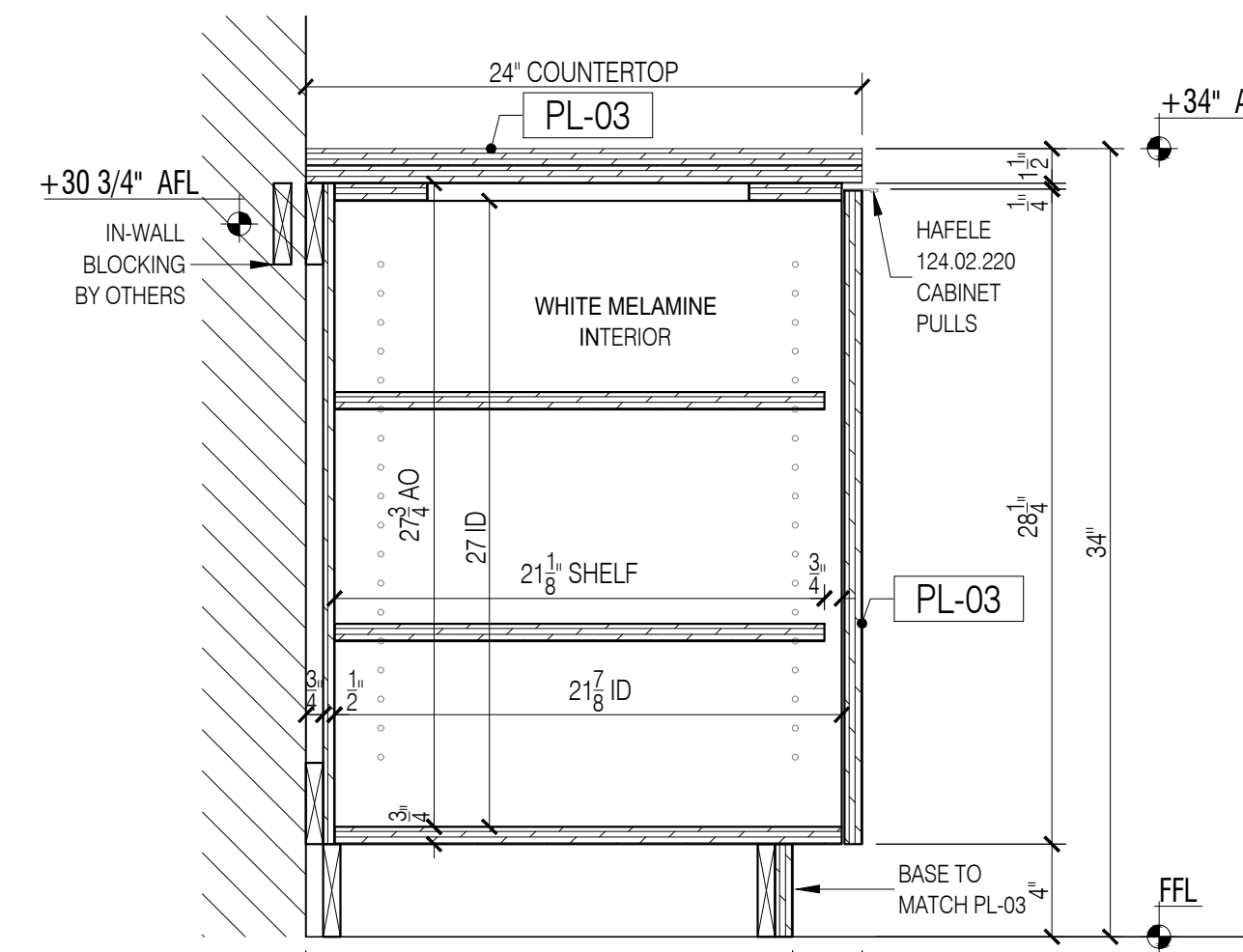
3 OPEN AREA 2.54A - ELEVATION
Scale: 1"=1'-0"



4 OPEN AREA 2.54A - SECTION PLAN
Scale: 1"=1'-0"



5 OPEN AREA 2.54A - SECTION
Scale: 1-1/2"=1'-0"



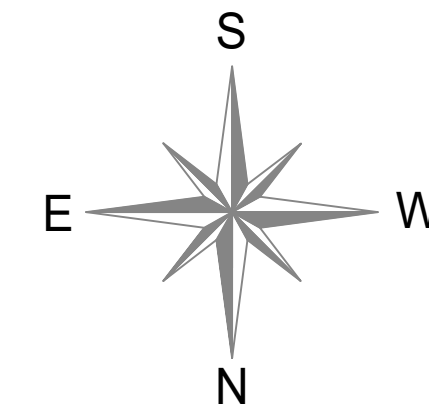
6 OPEN AREA 2.54A - SECTION
Scale: 1-1/2"=1'-0"

- GENERAL NOTES**
- SEE ARCHITECTURAL DWG FOR FINISH SCHEDULE
 - ARCHITECT PLEASE CONFIRM ALL MARKED/NOTED CONDITIONS
 - ALL DIMENSIONS ARE VERIFY IN THE FIELD
- ALL EDGES ARE TAPPED TO MATCH FACE FINISH U.N.O.
 - GC TO COORDINATE EXACT LOCATION OF OUTLET WITH MILLWORK
 - GC TO PROVIDE ALL NECESSARY BLOCKING AS REQUIRED

QUANTITY

ITEM #	FLOOR	DESCRIPTION	QTY	SUB TOTAL
1.	2ND.	OPEN AREA 2.54A	1 EA	
TOTAL			1 EA	

- REFERENCE DWG :**
- A-101
 - A-703
 - A-801
 - ADDENDUM #2, 21, DECEMBER, 2020



DATE:	04/20/2020
NAME:	B.K.
NO:	1
REVISIONS:	SUBMISSION FOR APPROVAL

SAMPLE PROJECT



DATE : 04/20/2021

DRAWN BY : B.K.

ARCHITECT :
TPG ARCHITECTURE
1300 WALT WHITMAN ROAD, MELVILLE, NY 11747

CONTRACTOR :

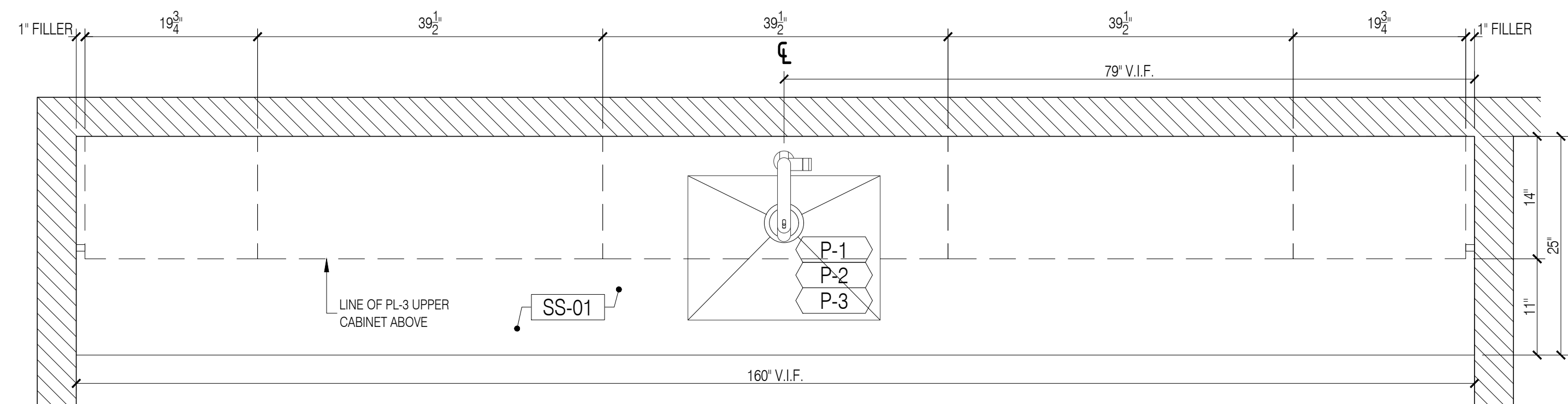
DRAWING TITLE :
OPEN AREA 2.54A
PLAN, ELEVATION, SECTIONS

ROOM OR FLOOR :
SPACE : 2.54A 2ND.

PROJECT NUMBER:
418-20

DRAWING NUMBER:

20-01



1 VENDOR RELATIONS 2.55A - PLAN
Scale: 1"=1'-0"

2
21-01

- GENERAL NOTES**
- SEE ARCHITECTURAL DWG FOR FINISH SCHEDULE
 - ARCHITECT PLEASE CONFIRM ALL MARKED/NOTED CONDITIONS
 - ALL DIMENSIONS ARE VERIFY IN THE FIELD
- ALL EDGES ARE TAPPED TO MATCH FACE FINISH U.N.O.
 - GC TO COORDINATE EXACT LOCATION OF OUTLET WITH MILLWORK
 - GC TO PROVIDE ALL NECESSARY BLOCKING AS REQUIRED

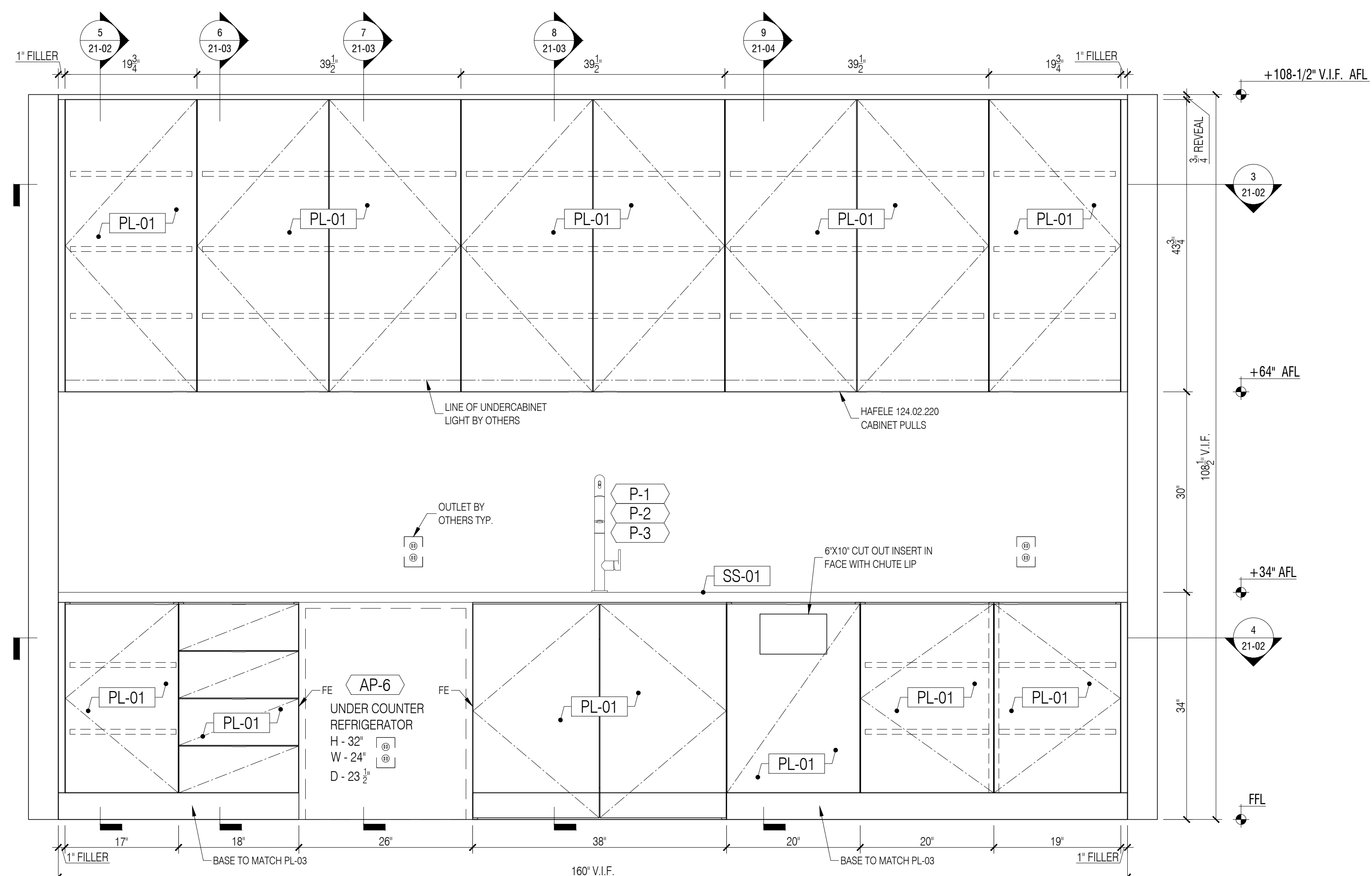
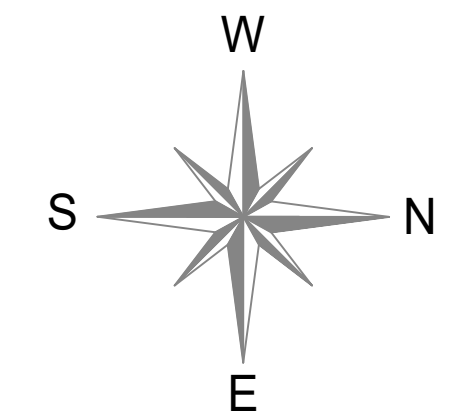
QUANTITY

ITEM #	FLOOR	DESCRIPTION	QTY	SUB TOTAL
1.	2ND.	VENDOR RELATIONS 2.55A	1 EA.	
TOTAL			1 EA.	

- REFERENCE DWG :**
- A-101
 - A-701
 - A-801
 - ADDENDUM #2, 21, DECEMBER, 2020

APPLIANCE SCHEDULE

AP-6	UNDER COUNTER REFRIGERATOR / ULINE / ADA24R
AP-8	TRASH BIN / HAFELE / MX WASTE BIN
P-1	SINK / KOHLER / #K-3894-4
P-2	Faucet / AMERICAN STANDARD BEALE / 4931.380
P-3	SOAP DISPENSER / TOTO / TES100AA



2 VENDOR RELATIONS 2.55A - ELEVATION
Scale: 1"=1'-0"

DATE:	04/20/2020
NAME:	B.K.
NO:	1
REVISIONS:	SUBMISSION FOR APPROVAL

SAMPLE PROJECT



DATE : 04/20/2021
DRAWN BY : B.K.
ARCHITECT : TPG ARCHITECTURE
1300 WALT WHITMAN ROAD, MELVILLE, NY 11747
CONTRACTOR :

DRAWING TITLE : VENDOR RELATIONS 2.55A PLAN, ELEVATION

ROOM OR SPACE : 2.55A 2ND.
PROJECT NUMBER : 418-20
DRAWING NUMBER :

21-01
1 OF 4

- GENERAL NOTES**
- SEE ARCHITECTURAL DWG FOR FINISH SCHEDULE
 - ARCHITECT PLEASE CONFIRM ALL MARKED/NOTED CONDITIONS
 - ALL DIMENSIONS ARE VERIFY IN THE FIELD
- ALL EDGES ARE TAPPED TO MATCH FACE FINISH U.N.O.
 - GC TO COORDINATE EXACT LOCATION OF OUTLET WITH MILLWORK
 - GC TO PROVIDE ALL NECESSARY BLOCKING AS REQUIRED

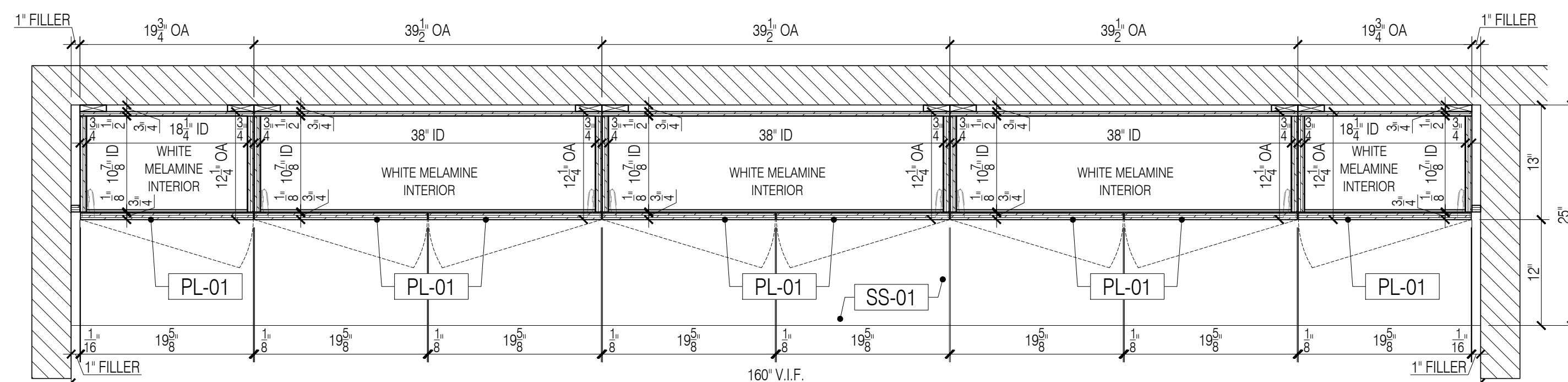
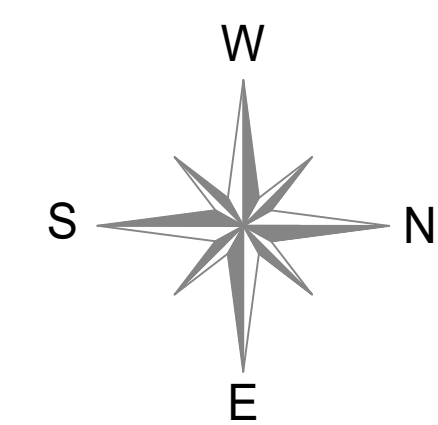
QUANTITY

ITEM #	FLOOR	DESCRIPTION	QTY	SUB TOTAL
1.	2ND.	VENDOR RELATIONS 2.55A	1 EA.	
TOTAL			1 EA.	

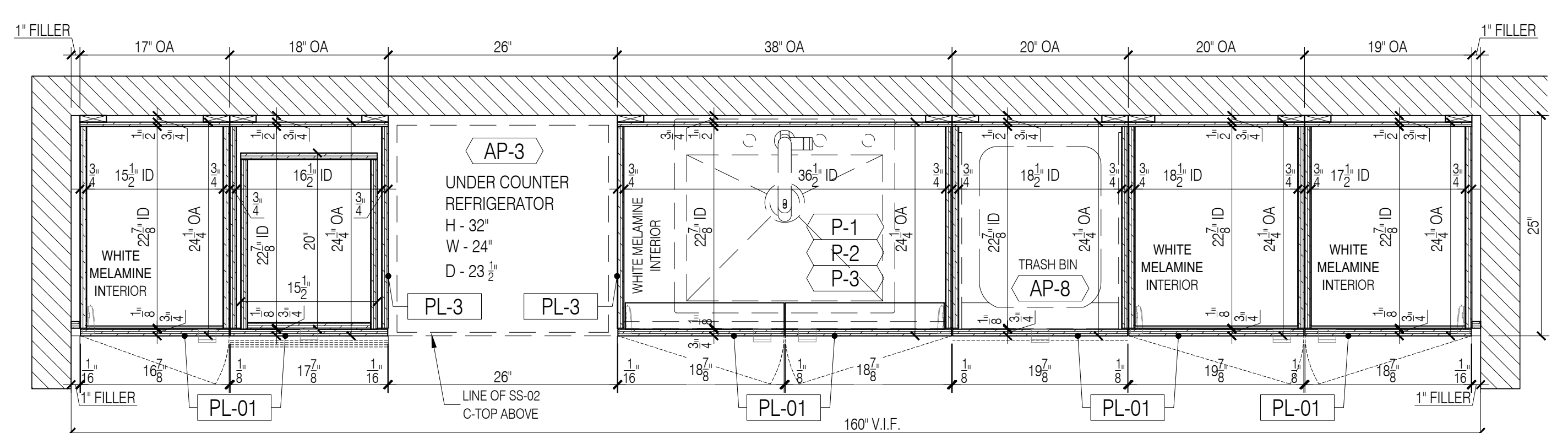
- REFERENCE DWG :**
- A-101
 - A-701
 - A-801
 - ADDENDUM #2, 21, DECEMBER, 2020

APPLIANCE SCHEDULE

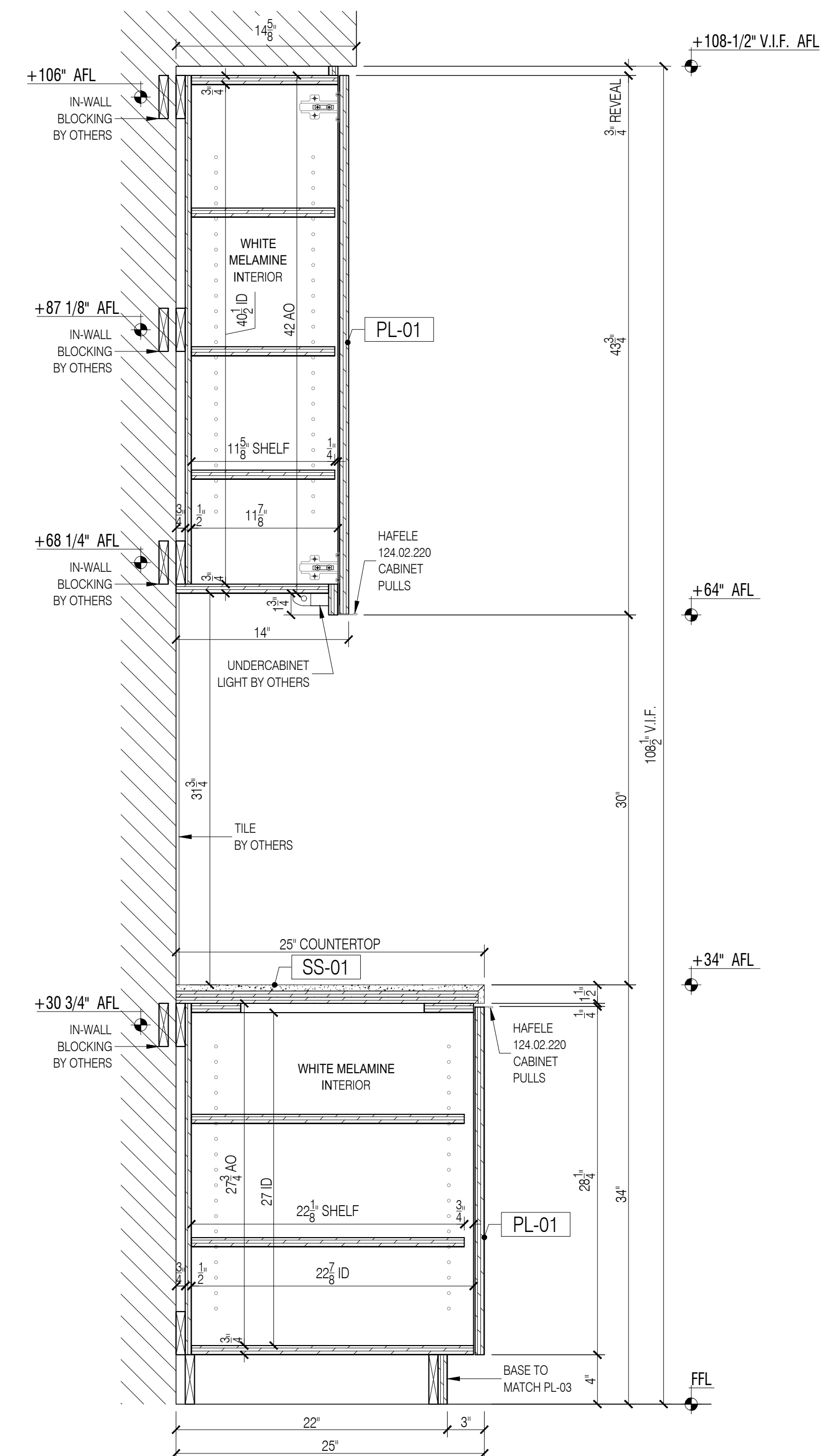
AP-6	UNDER COUNTER REFRIGERATOR / ULINE / ADA24R
AP-8	TRASH BIN / HAFELE / MX WASTE BIN
P-1	SINK / KOHLER / #K-3894-4
P-2	FAUCET / AMERICAN STANDARD BEALE / 4931.380
P-3	SOAP DISPENSER / TOTO / TES100AA



3 VENDOR RELATIONS 2.55A - SECTION PLAN
Scale: 1"=1'-0"



4 VENDOR RELATIONS 2.55A - SECTION PLAN
Scale: 1"=1'-0"



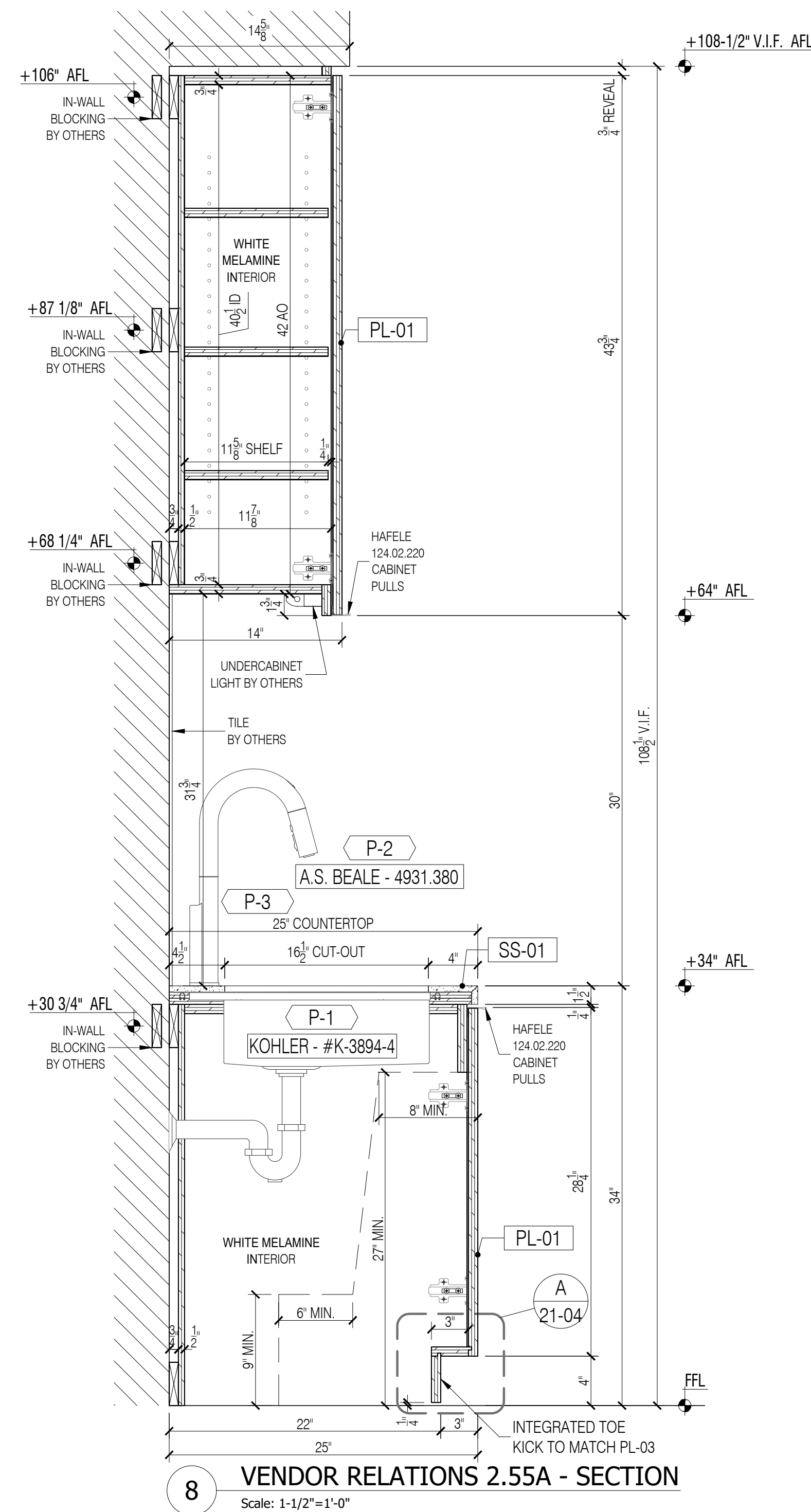
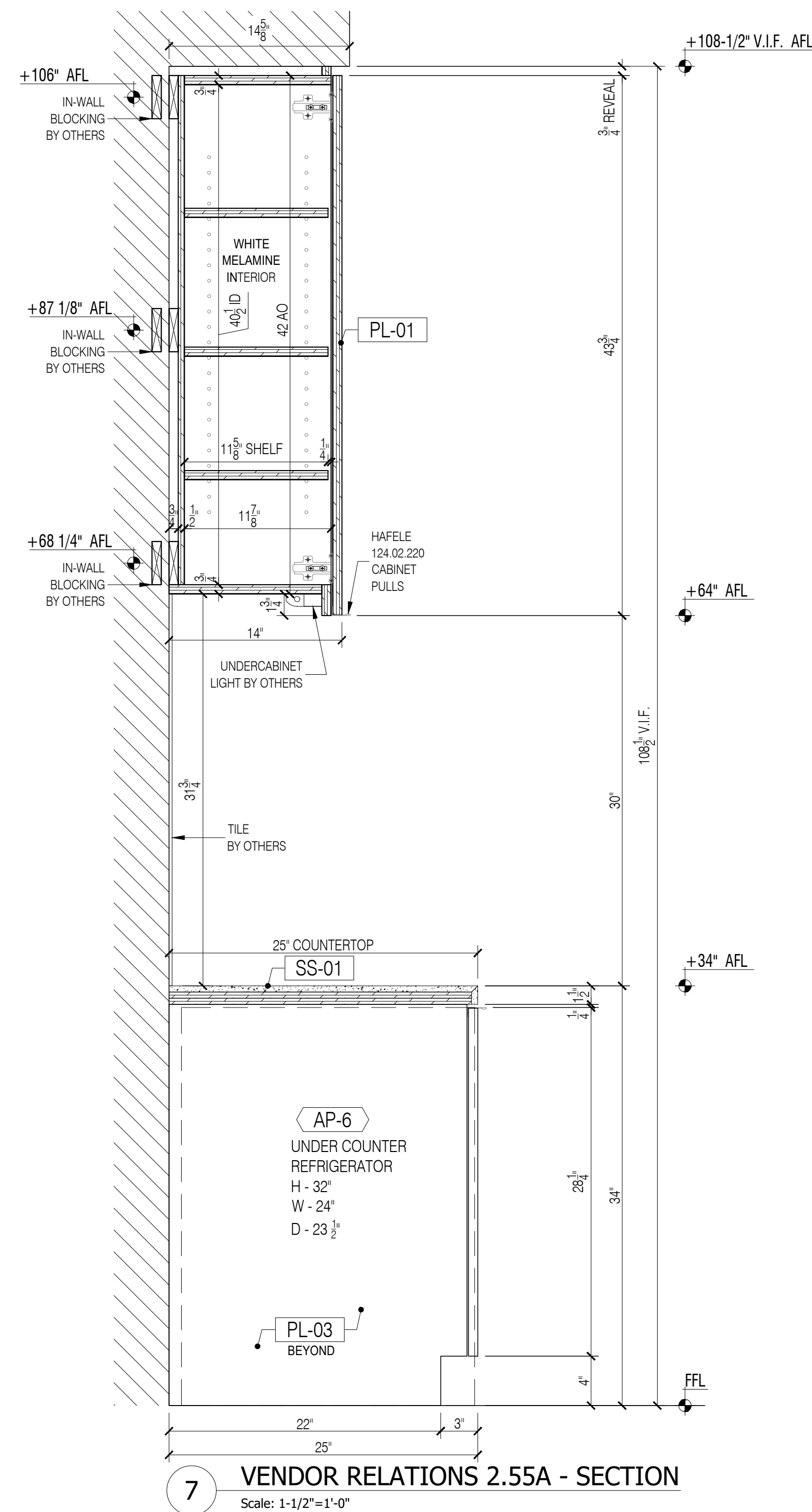
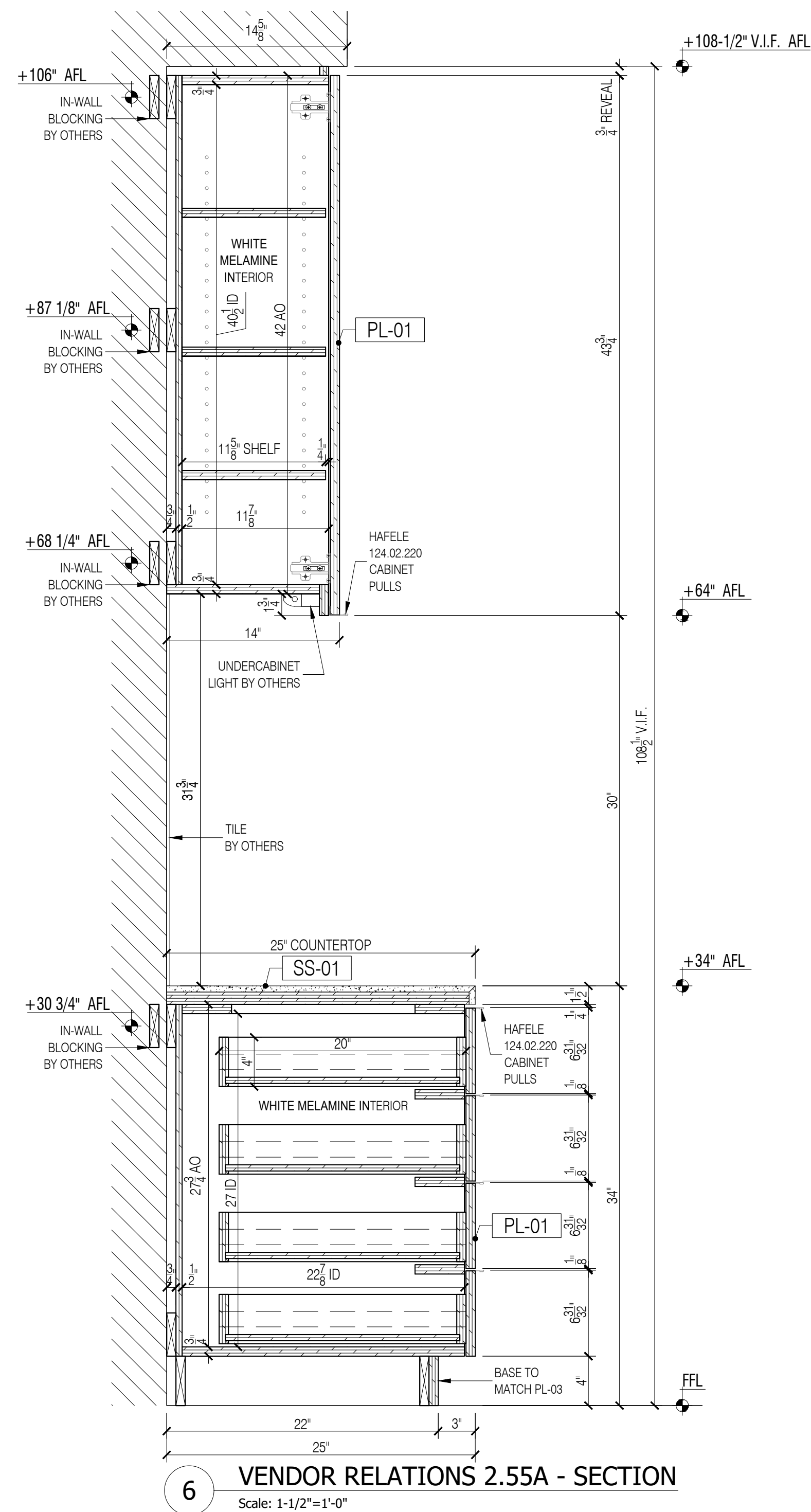
5 VENDOR RELATIONS 2.55A - SECTION
Scale: 1-1/2"=1'-0"

DATE: 04/20/2021
NAME: B.K.
NO: 1
REVISIONS: SUBMISSION FOR APPROVAL

SAMPLE PROJECT

Firepoint
Accelerating Excellence

DATE: 04/20/2021
DRAWN BY: B.K.
ARCHITECT: TPG ARCHITECTURE
1300 WALT WHITMAN ROAD, MELVILLE, NY 11747
CONTRACTOR:
DRAWING TITLE: VENDOR RELATIONS 2.55A SECTIONS
ROOM OR SPACE: 2.55A 2ND.
PROJECT NUMBER: 418-20
DRAWING NUMBER: 21-02
2 OF 4

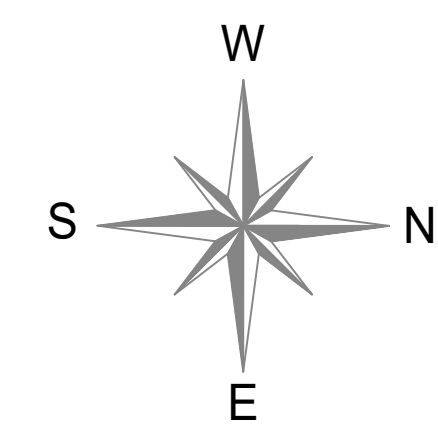


- GENERAL NOTES**
- SEE ARCHITECTURAL DWG FOR FINISH SCHEDULE
 - ARCHITECT PLEASE CONFIRM ALL MARKED/NOTED CONDITIONS
 - ALL DIMENSIONS ARE VERIFY IN THE FIELD
- ALL EDGES ARE TAPPED TO MATCH FACE FINISH U.N.O.
 - GO TO COORDINATE EXACT LOCATION OF OUTLET WITH MILLWORK
 - GO TO PROVIDE ALL NECESSARY BLOCKING AS REQUIRED

QUANTITY				
ITEM #	FLOOR	DESCRIPTION	QTY	SUB TOTAL
1.	2ND.	VENDOR RELATIONS 2.55A	1 EA.	
TOTAL			1 EA.	

- REFERENCE DWG :**
- A-101
 - A-701
 - A-801
 - ADDENDUM #2, 21, DECEMBER, 2020

APPLIANCE SCHEDULE	
AP-6	UNDER COUNTER REFRIGERATOR / ULINE / ADA24R
AP-8	TRASH BIN / HAFELE / MX WASTE BIN
P-1	SINK / KOHLER / #K-3894-4
P-2	FALUCET / AMERICAN STANDARD BEALE / 4931.380
P-3	SOAP DISPENSER / TOTO / TES100AA



DATE:	04/20/2021
NAME:	B.K.

NO:	1	REVISIONS:	SUBMISSION FOR APPROVAL
-----	---	------------	-------------------------

SAMPLE PROJECT



DATE: 04/20/2021

DRAWN BY: B.K.

ARCHITECT: TPG ARCHITECTURE
1300 WALT WHITMAN ROAD, MELVILLE, NY 11747

CONTRACTOR:

DRAWING TITLE:

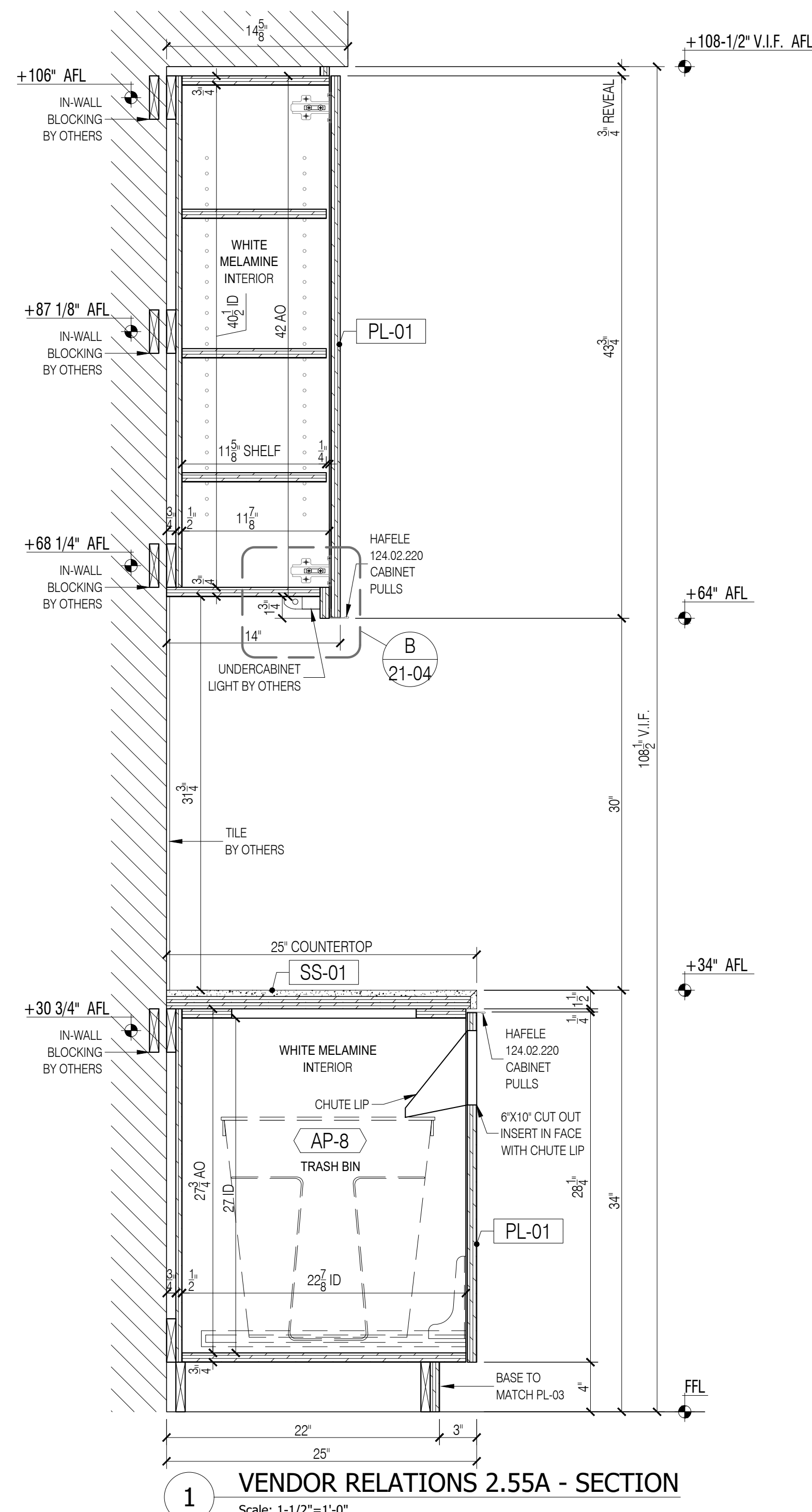
VENDOR RELATIONS 2.55A SECTIONS

ROOM OR SPACE: 2.55A 2ND.

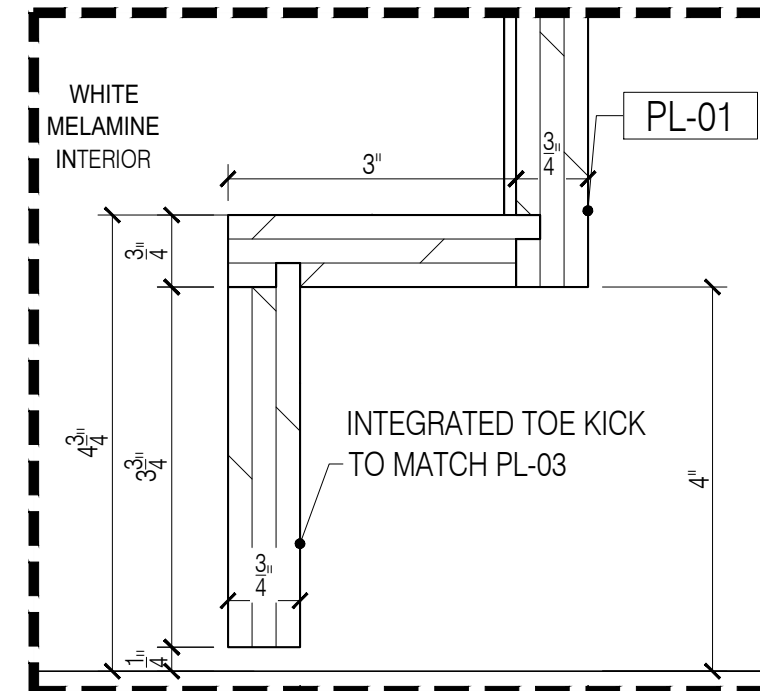
PROJECT NUMBER: 418-20

DRAWING NUMBER:

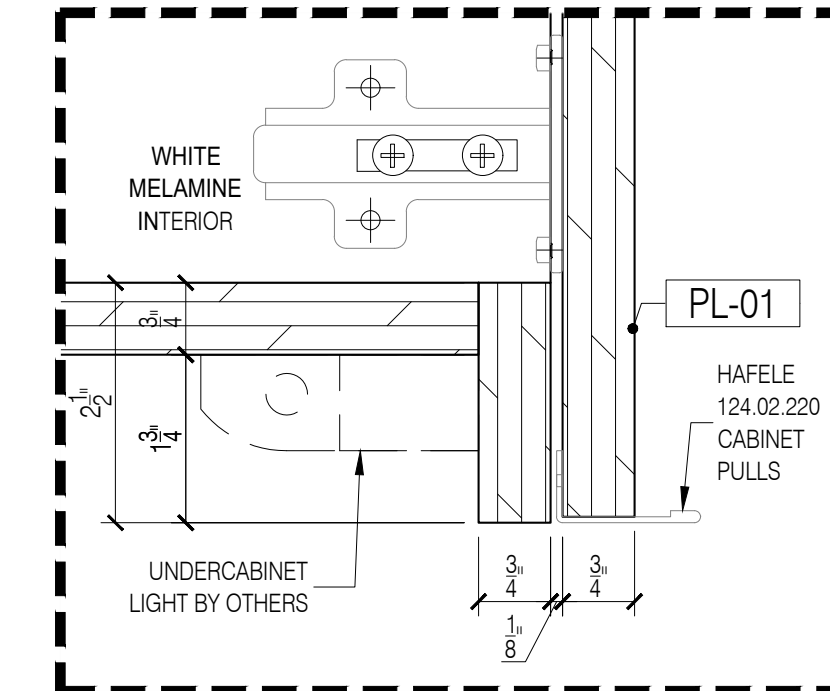
21-03



1 VENDOR RELATIONS 2.55A - SECTION
Scale: 1-1/2"=1'-0"



A DETAIL - TOE KICK
Scale: 6"=1'-0"



B DETAIL - UNDERCABINET LIGHT
Scale: 6"=1'-0"

GENERAL NOTES

- SEE ARCHITECTURAL DWG FOR FINISH SCHEDULE
- ARCHITECT PLEASE CONFIRM ALL MARKED/NOTED CONDITIONS
- ALL DIMENSIONS ARE VERIFY IN THE FIELD

- ALL EDGES ARE TAPPED TO MATCH FACE FINISH U.N.O.
- GC TO COORDINATE EXACT LOCATION OF OUTLET WITH MILLWORK
- GC TO PROVIDE ALL NECESSARY BLOCKING AS REQUIRED

QUANTITY

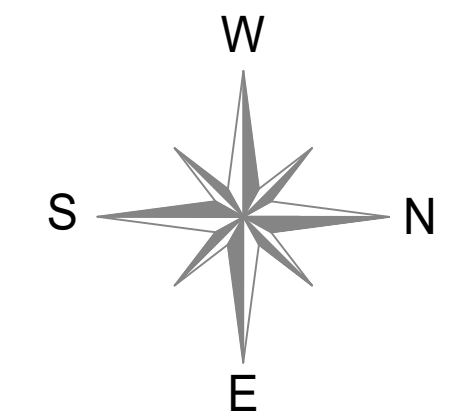
ITEM #	FLOOR	DESCRIPTION	QTY	SUB TOTAL
1.	2ND.	VENDOR RELATIONS 2.55A	1 EA.	
TOTAL			1 EA.	

REFERENCE DWG :

- A-101
- A-701
- A-801
- ADDENDUM #2, 21, DECEMBER, 2020

APPLIANCE SCHEDULE

AP-6	UNDER COUNTER REFRIGERATOR / ULINE / ADA24R
AP-8	TRASH BIN / HAFELE / MX WASTE BIN
P-1	SINK / KOHLER / #K-3894-4
P-2	Faucet / AMERICAN STANDARD BEALE / 4931.380
P-3	SOAP DISPENSER / TOTO / TES100AA



DATE:	04/20/2021
NAME:	B.K.
NO:	1
REVISIONS:	SUBMISSION FOR APPROVAL

SAMPLE PROJECT



DATE : 04/20/2021

DRAWN BY : B.K.

ARCHITECT : TPG ARCHITECTURE
1300 WALT WHITMAN ROAD, MELVILLE, NY 11747

CONTRACTOR :

DRAWING TITLE : VENDOR RELATIONS 2.55A SECTIONS, DETAILS

ROOM OR SPACE : 2.55A 2ND.

PROJECT NUMBER: 418-20

DRAWING NUMBER:

21-04

GENERAL NOTES

- SEE ARCHITECTURAL DWG FOR FINISH SCHEDULE
- ARCHITECT PLEASE CONFIRM ALL MARKED/NOTED CONDITIONS
- ALL DIMENSIONS ARE VERIFY IN THE FIELD

- ALL EDGES ARE TAPPED TO MATCH FACE FINISH U.N.O.
- GO TO COORDINATE EXACT LOCATION OF OUTLET WITH MILLWORK
- GO TO PROVIDE ALL NECESSARY BLOCKING AS REQUIRED

QUANTITY

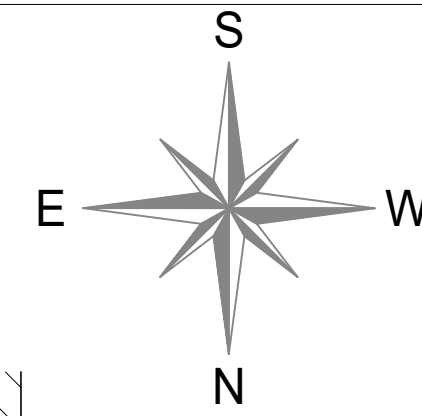
ITEM #	FLOOR	DESCRIPTION	QTY	SUB TOTAL
19.	2ND.	COPY PRINT	1 EA.	
TOTAL			1 EA.	

REFERENCE DWG :

- A-101.00
- A-703.00
- A-801.00
- PRE-CONSTRUCTION REV. 21, DECEMBER, 2020

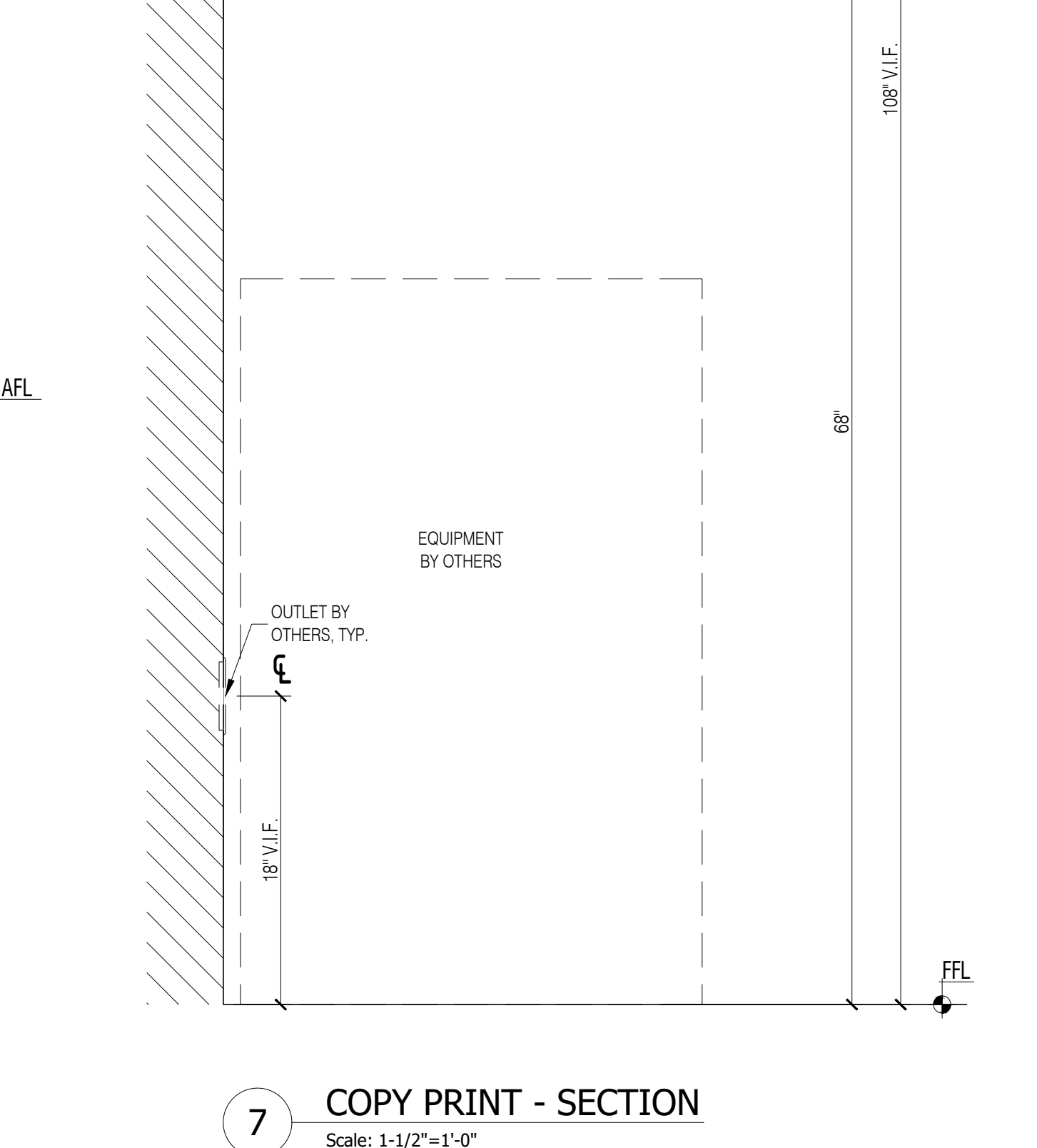
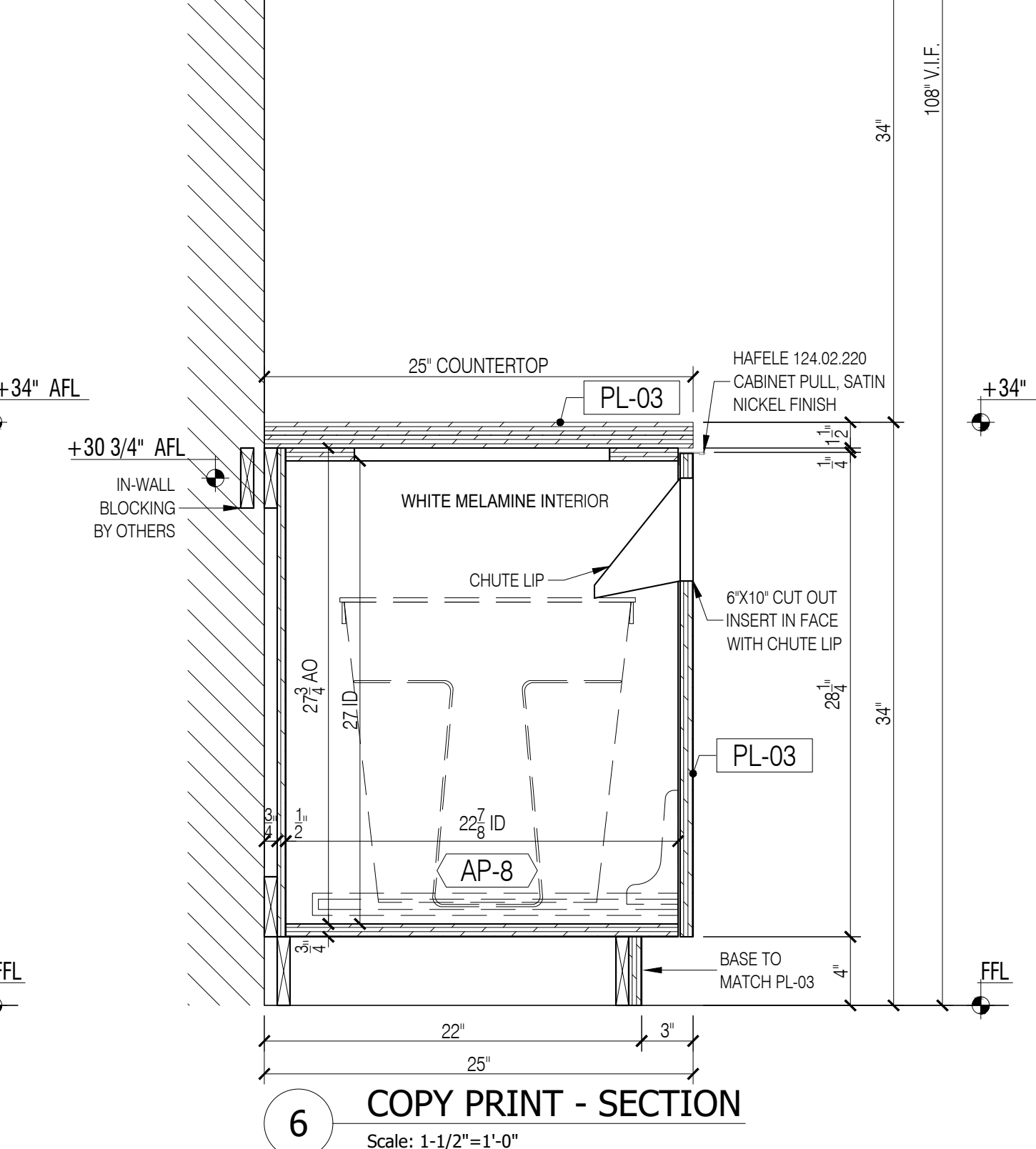
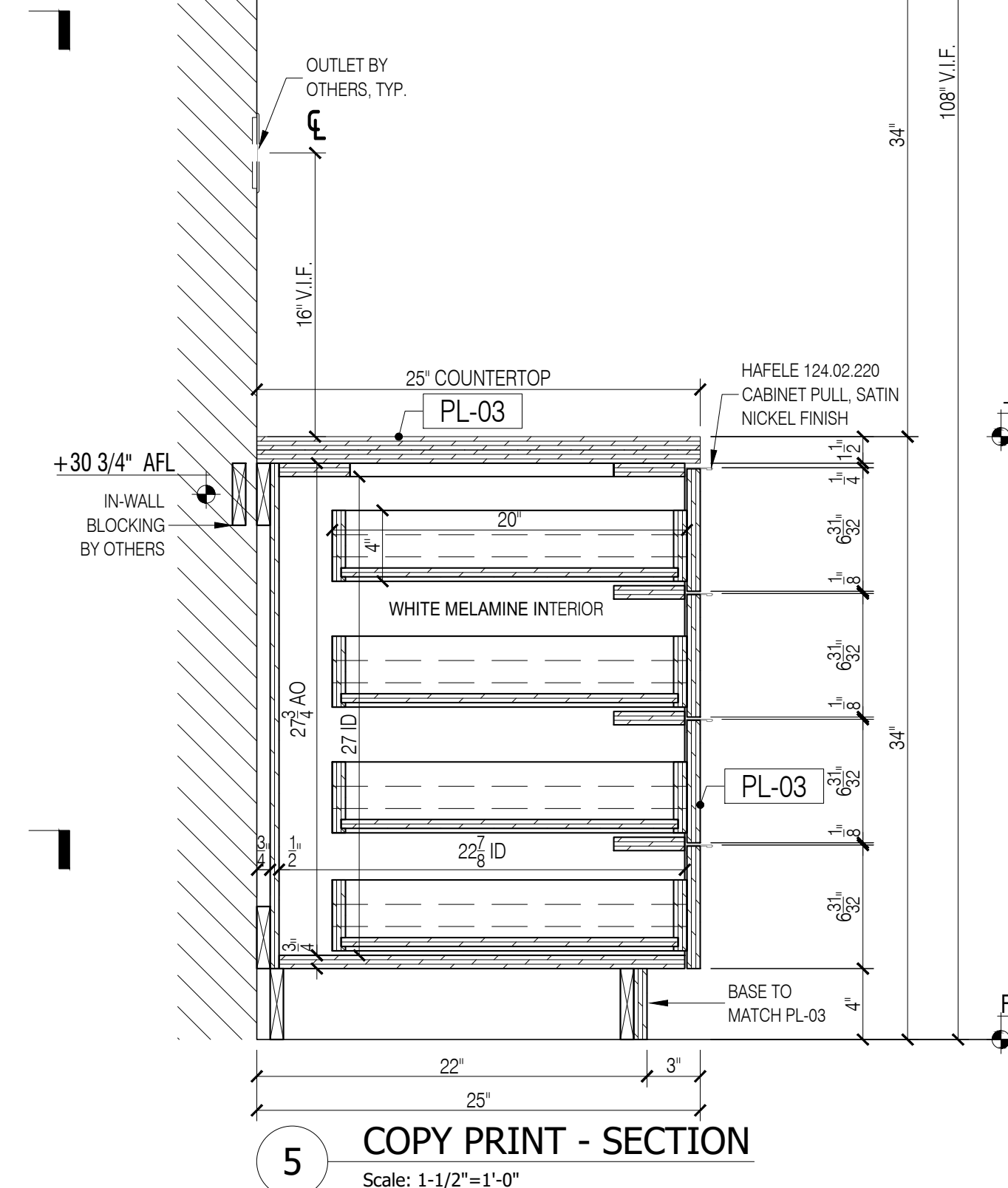
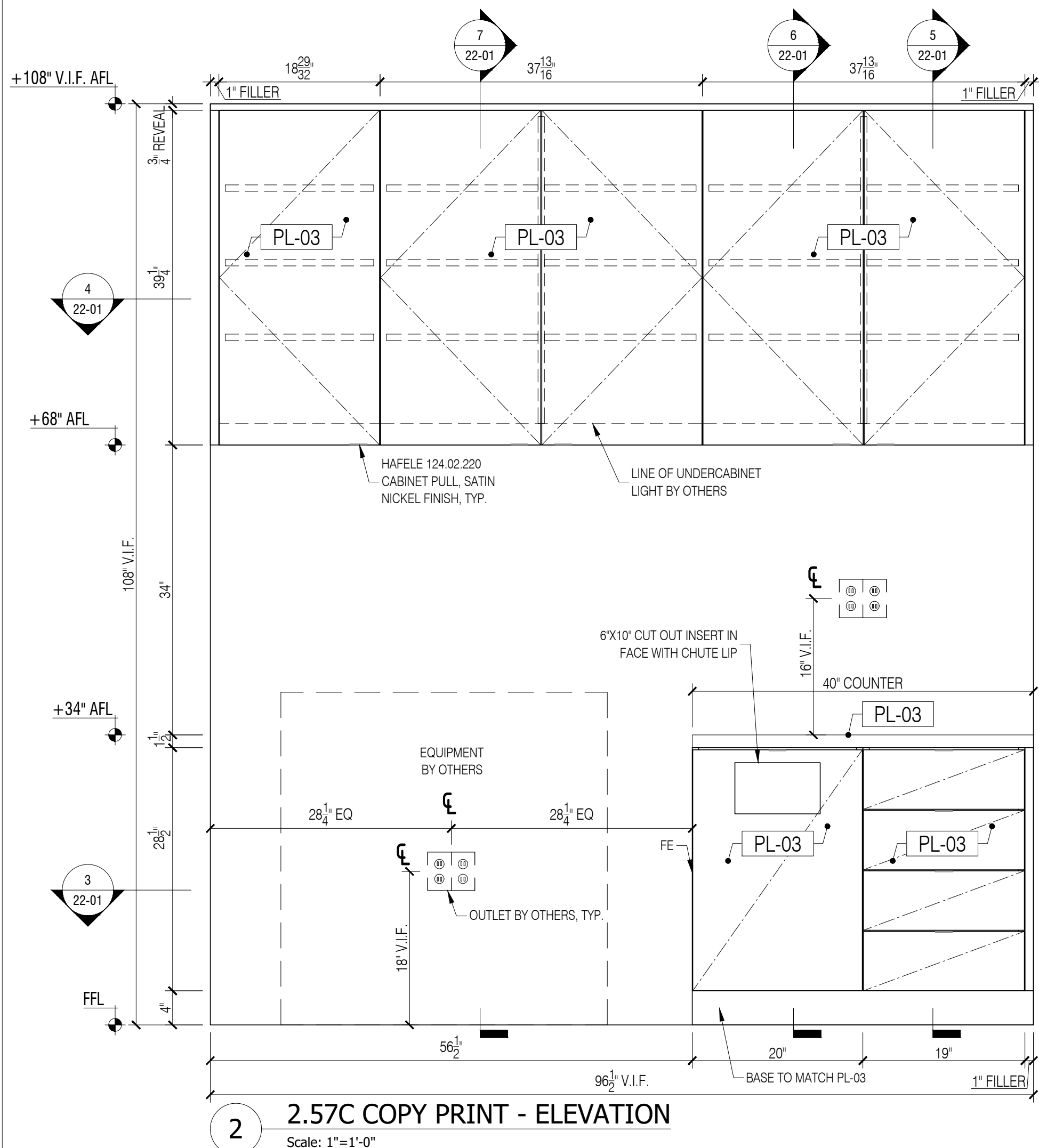
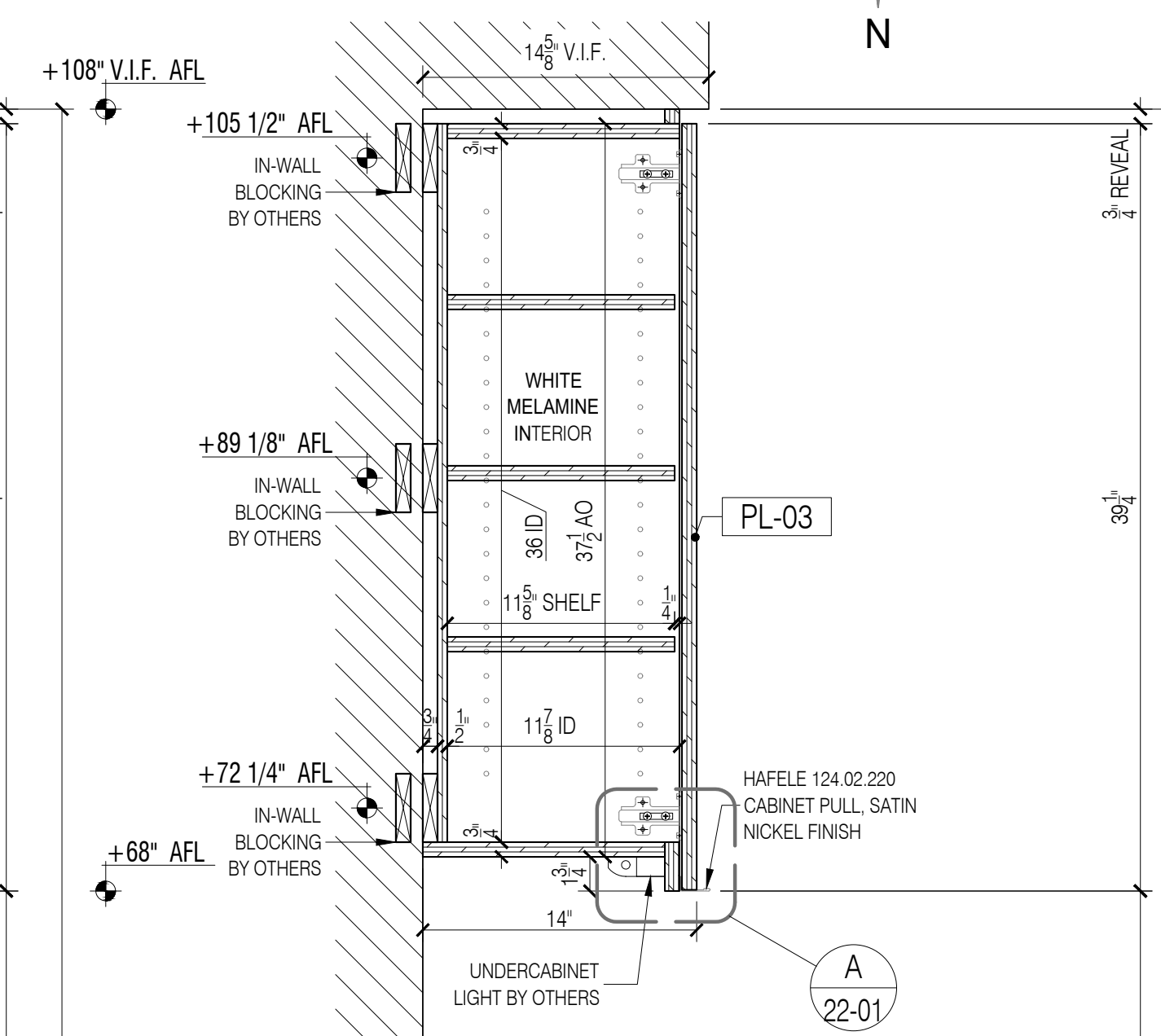
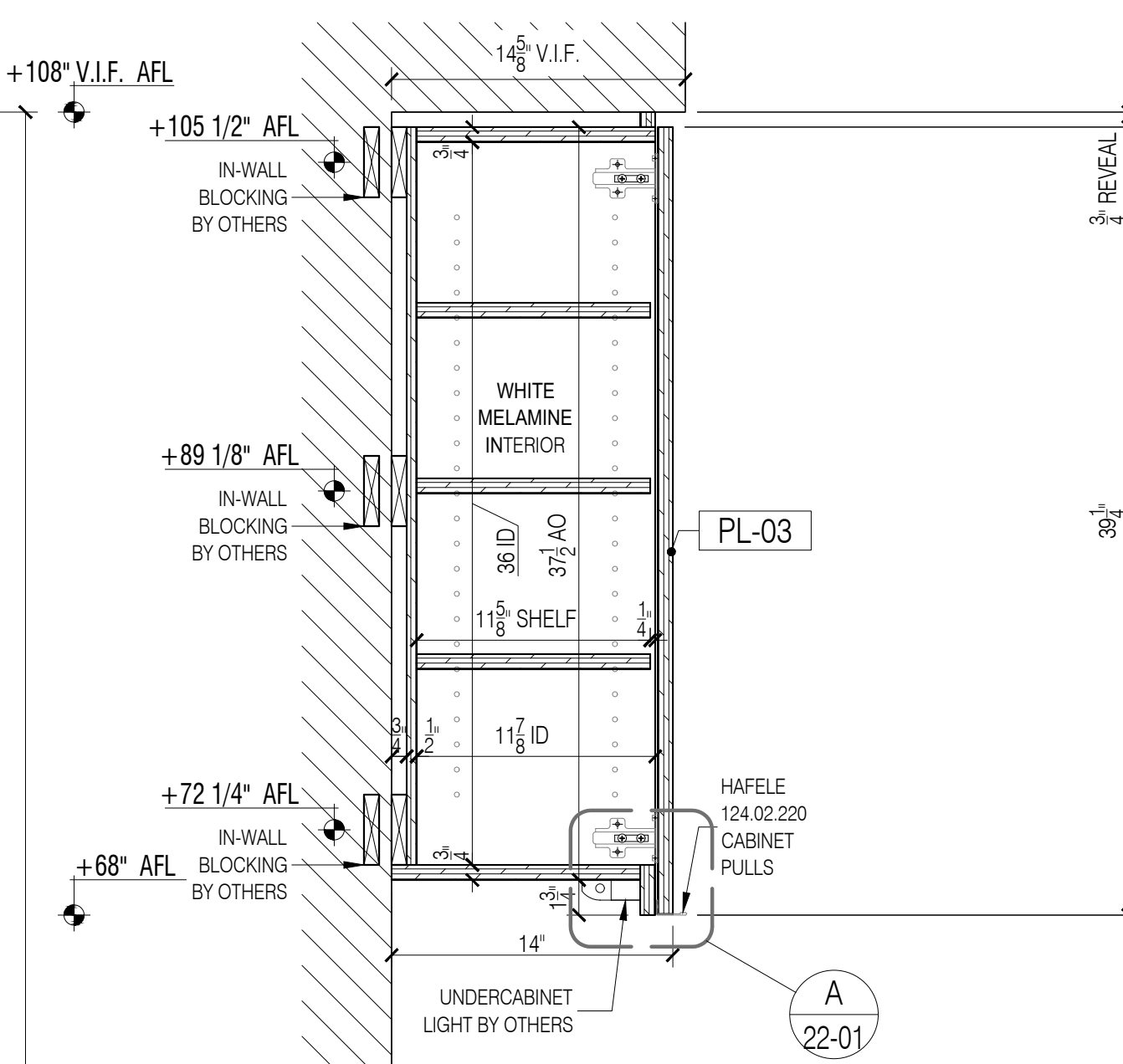
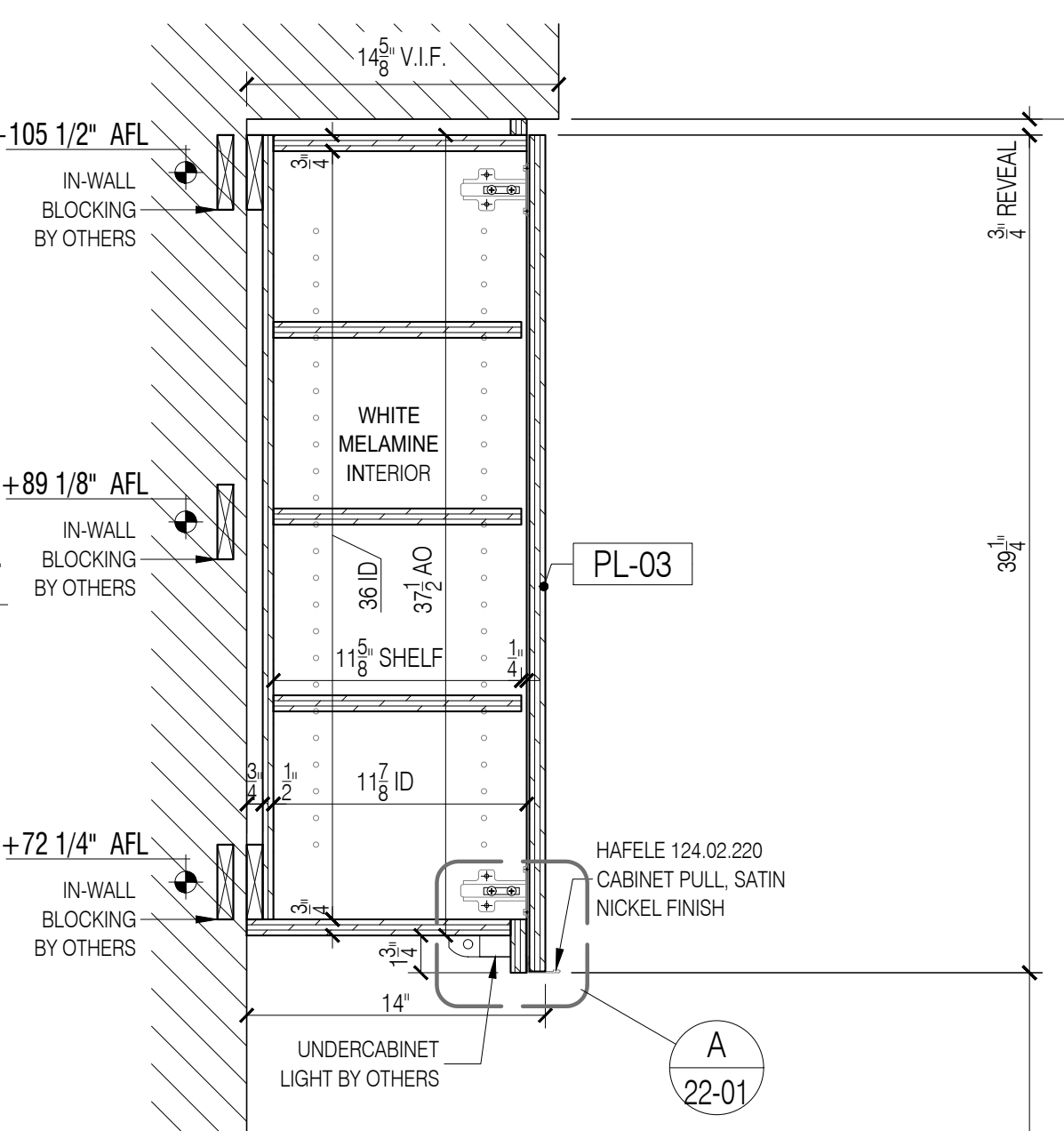
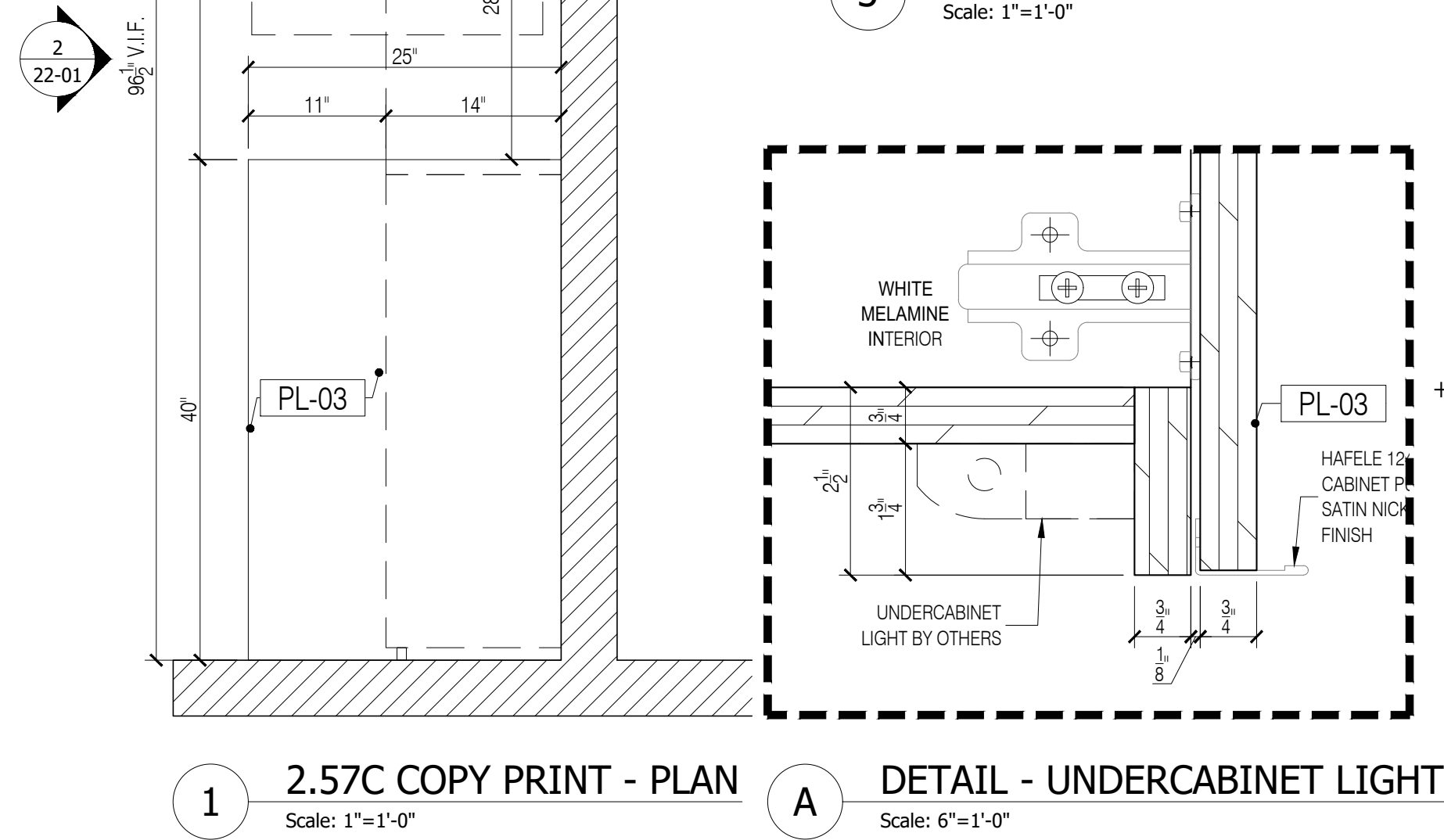
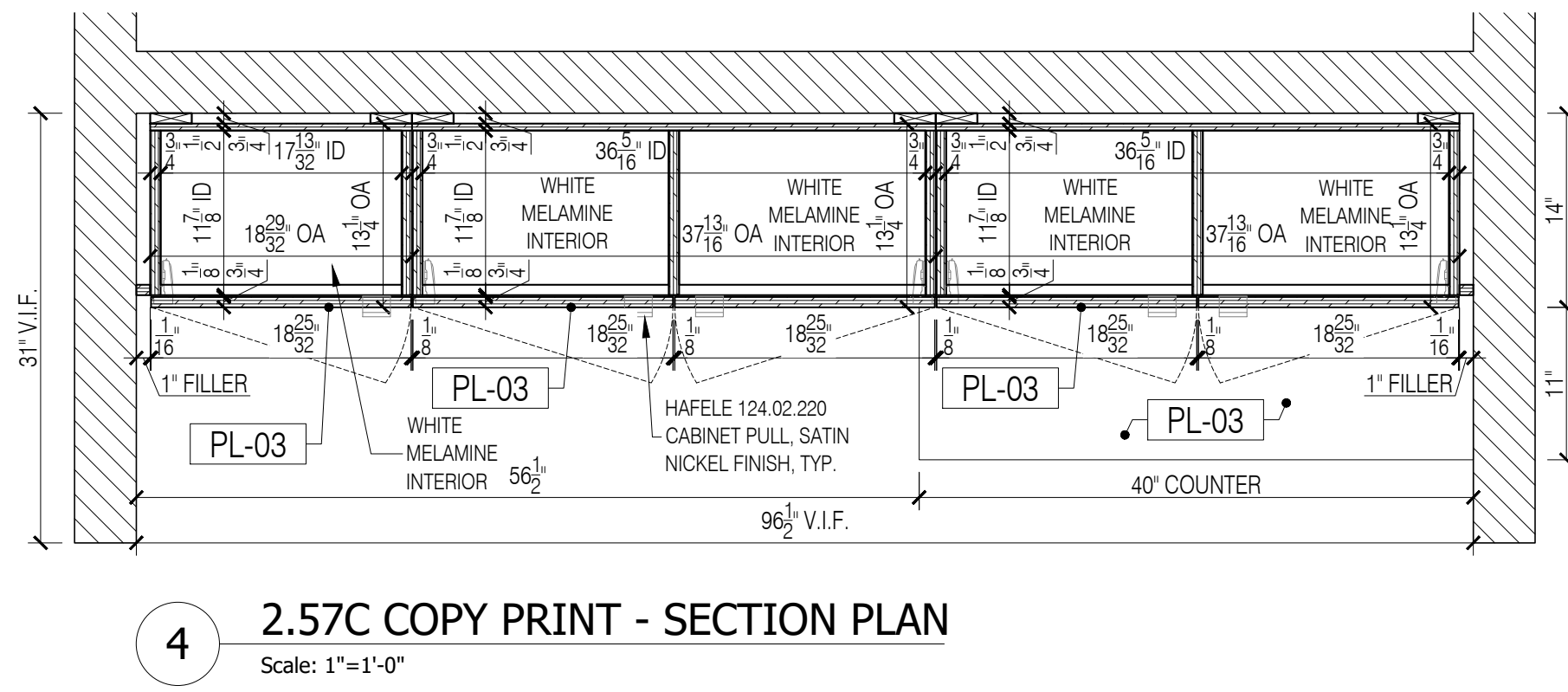
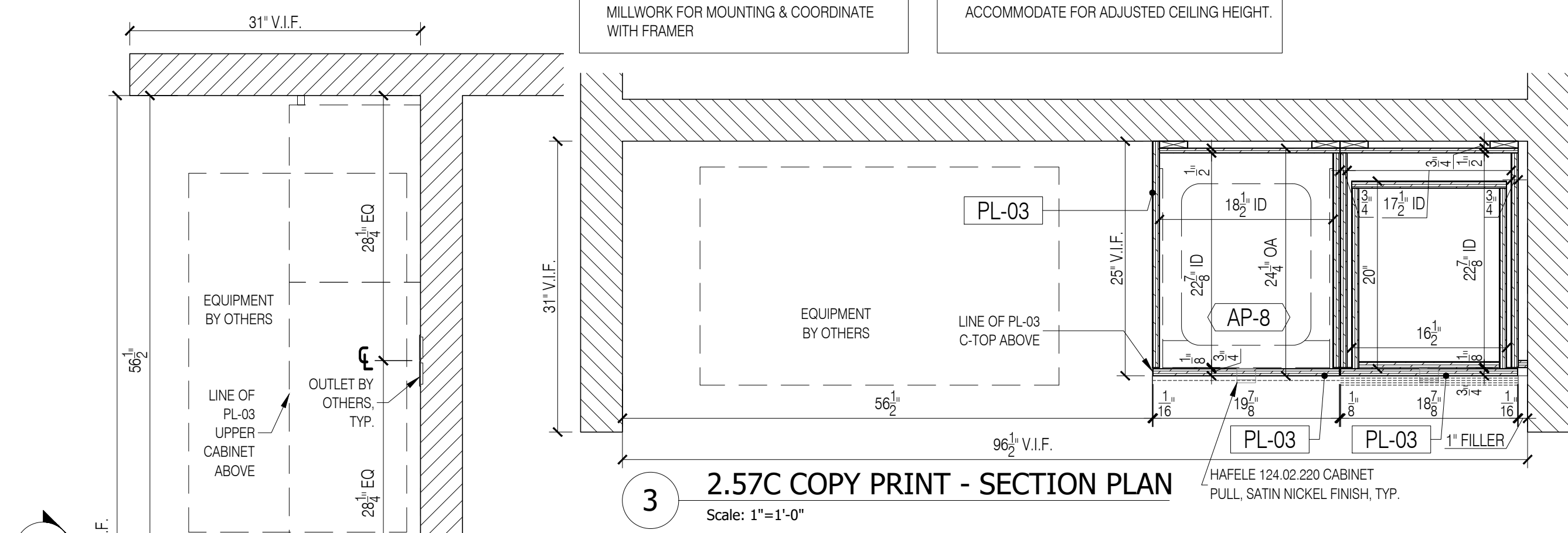
APPLIANCE SCHEDULE

AP-9 - TRASH BIN / HAFELE / MX WASTE BIN



NOTE:
1. FIELD VERIFY ALL ACTUAL FRAMING CONDITIONS & EXTENT OF OPENING PRIOR TO FABRICATION.
2. PROVIDE SOLID IN-WALL BACKING FOR ALL MILLWORK FOR MOUNTING & COORDINATE WITH FRAMER

NOTE:
V.I.F. CEILING HEIGHTS HOLD SPACING FROM COUNTERTOP TO UPPERS. IF NECESSARY, SHORTEN THE HEIGHT OF UPPER CABINETS TO ACCOMMODATE FOR ADJUSTED CEILING HEIGHT.



NO.	REVISIONS:	DATE:
1	SUBMISSION FOR APPROVAL	04/09/2021
2	REVISED AS PER COMMENTS	04/20/2021

SAMPLE PROJECT



DATE : 04/09/2021

DRAWN BY : M.K.

ARCHITECT :
TPG ARCHITECTURE
1300 WALT WHITMAN ROAD, MELVILLE, NY 11747

CONTRACTOR :

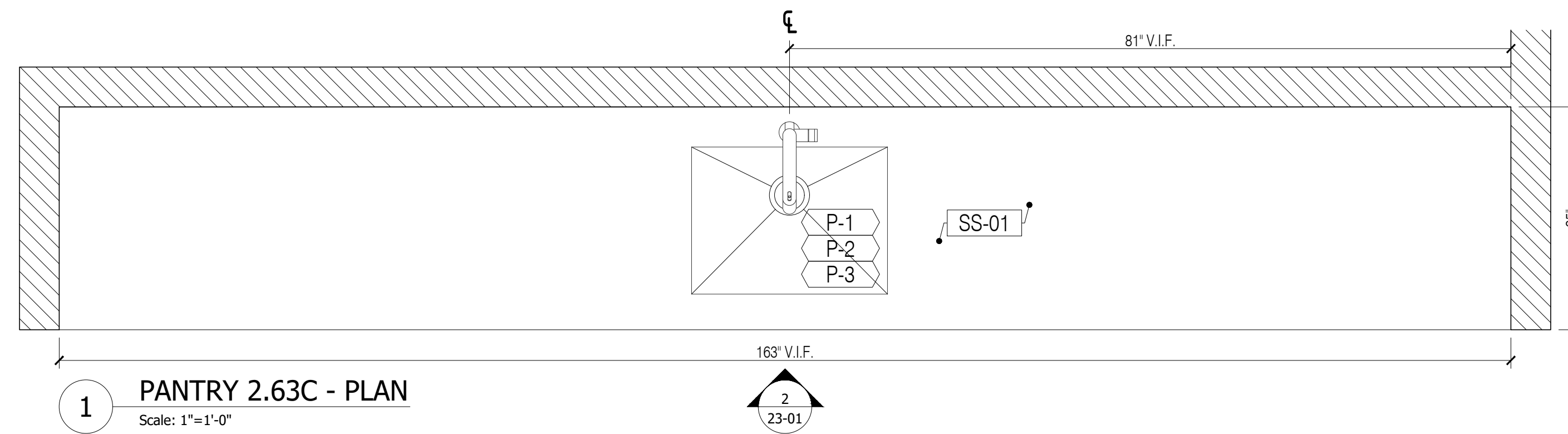
DRAWING TITLE :
COPY PRINT
PLAN, ELEVATION, SECTIONS, DETAIL

ROOM OR SPACE :
2.57C 2ND.

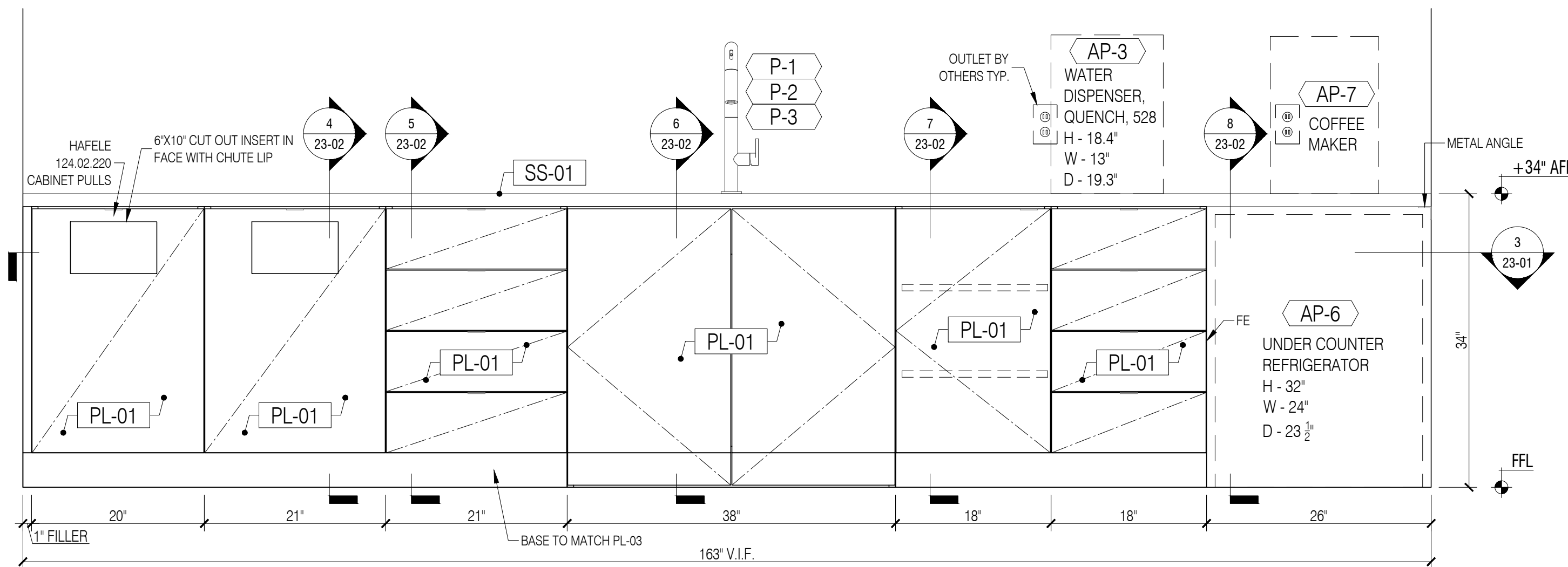
PROJECT NUMBER:
418-20

DRAWING NUMBER:

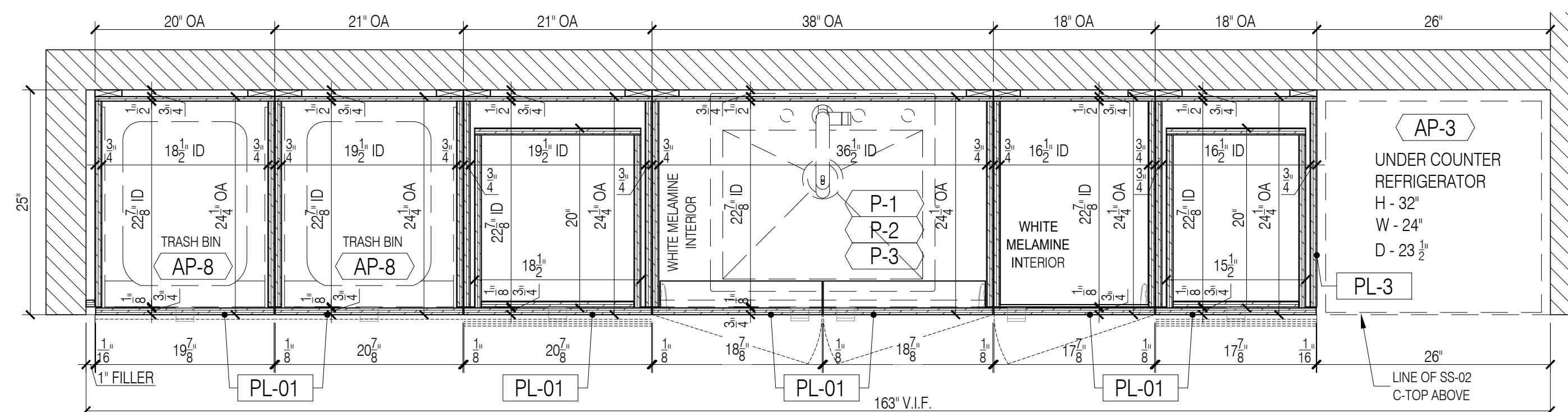
22-01



1 PANTRY 2.63C - PLAN
Scale: 1"=1'-0"



2 PANTRY 2.63C - ELEVATION
Scale: 1"=1'-0"



3 PANTRY 2.63C - SECTION PLAN
Scale: 1"=1'-0"

GENERAL NOTES

- SEE ARCHITECTURAL DWG FOR FINISH SCHEDULE
 - ARCHITECT PLEASE CONFIRM ALL MARKED/NOTED CONDITIONS
 - ALL DIMENSIONS ARE VERIFY IN THE FIELD
- ALL EDGES ARE TAPPED TO MATCH FACE FINISH U.N.O.
 - GC TO COORDINATE EXACT LOCATION OF OUTLET WITH MILLWORK
 - GC TO PROVIDE ALL NECESSARY BLOCKING AS REQUIRED

QUANTITY

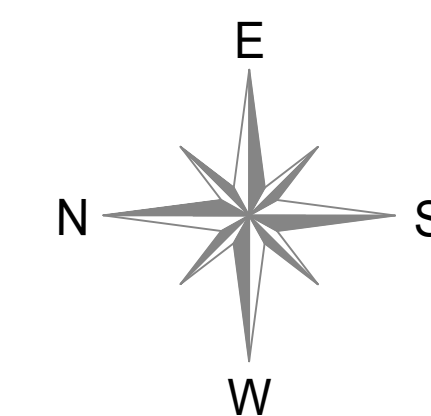
ITEM #	FLOOR	DESCRIPTION	QTY	SUB TOTAL
1.	2ND.	PANTRY 2.63C	1 EA.	
TOTAL			1 EA.	

REFERENCE DWG :

- A-101
- A-703
- A-801
- ADDENDUM #2, 21, DECEMBER, 2020

APPLIANCE SCHEDULE

- AP-3 - WATER DISPENSER / QUENCH / 528
- AP-6 - UNDER COUNTER REFRIGERATOR / ULINE / ADA24R
- AP-7 - COFFEE MAKER / BY OTHER
- AP-8 - TRASH BIN / HAFELE / MX WASTE BIN
- P-1 - SINK / KOHLER / #K-3894-4
- P-2 - FAUCET / AMERICAN STANDARD BEALE / 4931.380
- P-3 - SOAP DISPENSER / TOTO / TES100AA



DATE:	04/20/2021
NAME:	B.K.
NO:	1
REVISIONS:	SUBMISSION FOR APPROVAL

SAMPLE PROJECT



DATE : 04/20/2021

DRAWN BY : B.K.

ARCHITECT : TPG ARCHITECTURE
1300 WALT WHITMAN ROAD, MELVILLE, NY 11747

CONTRACTOR :

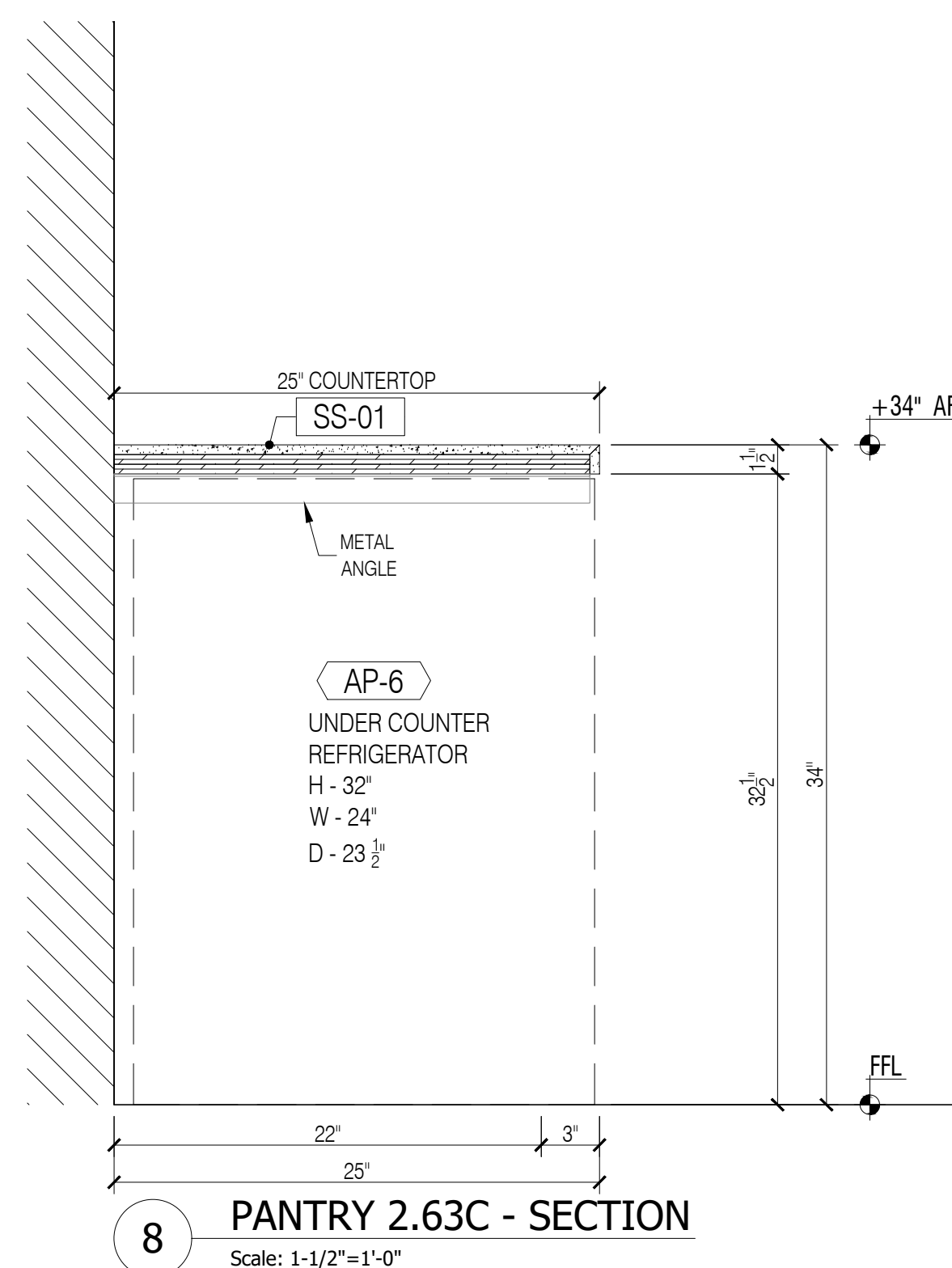
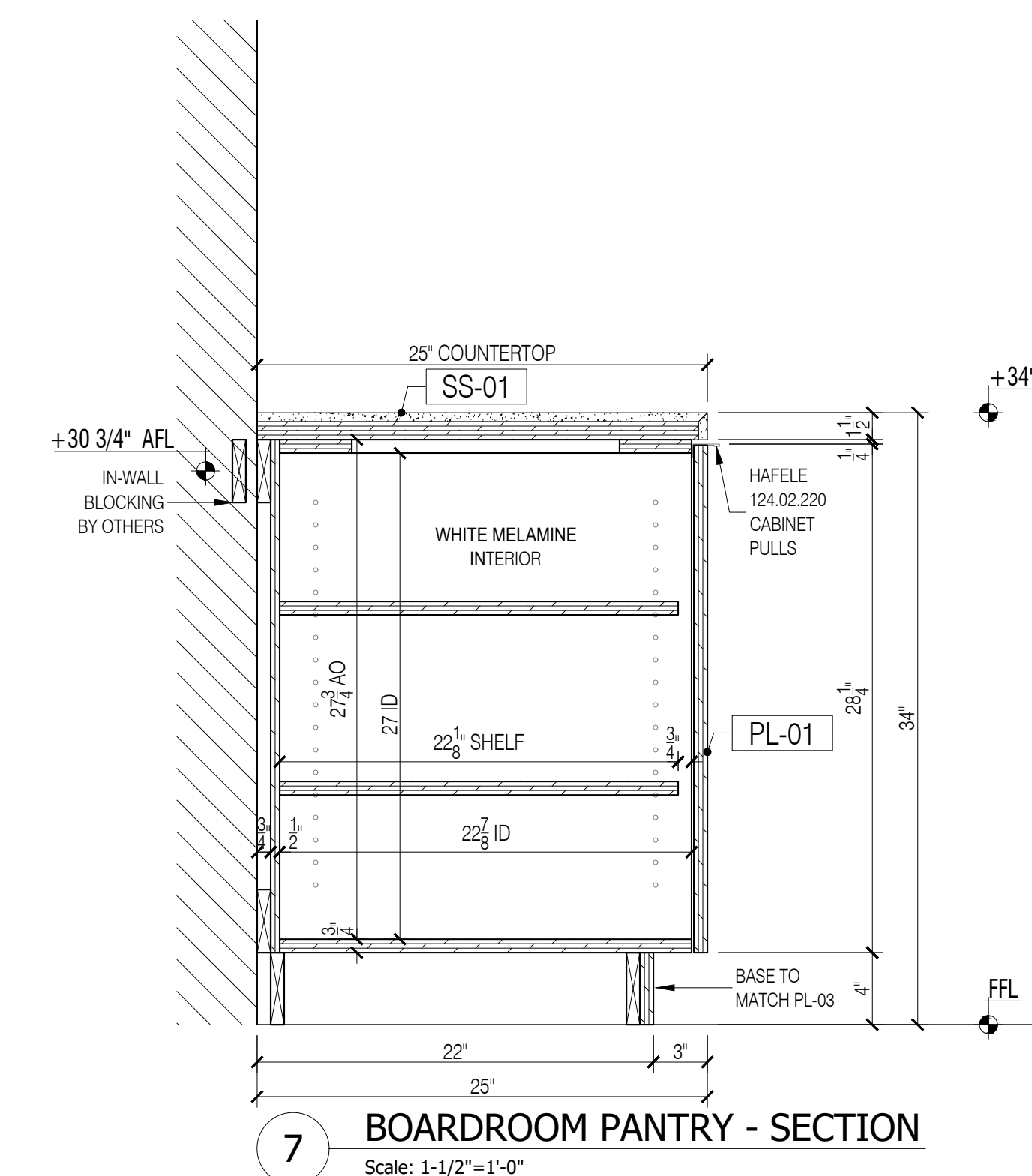
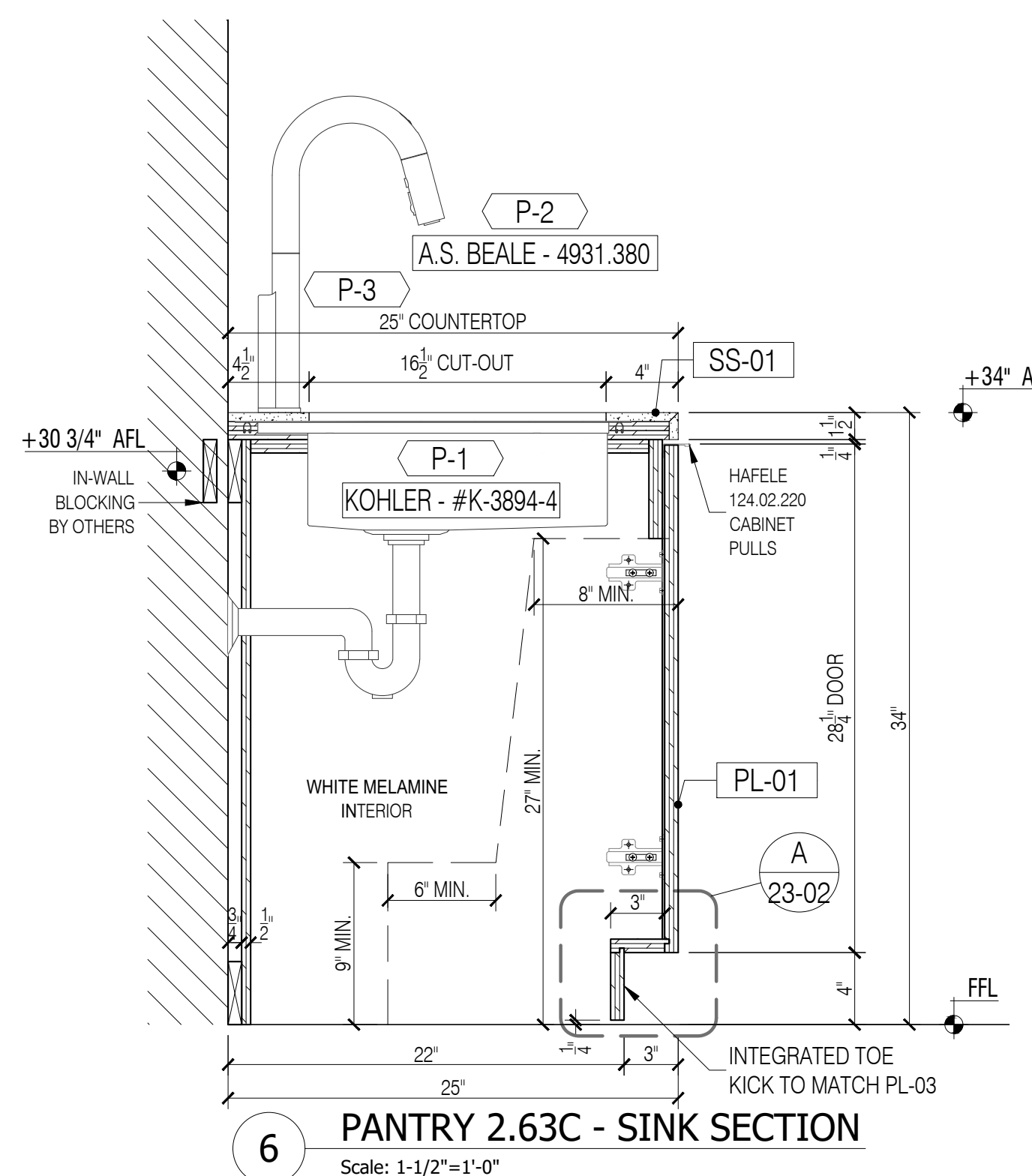
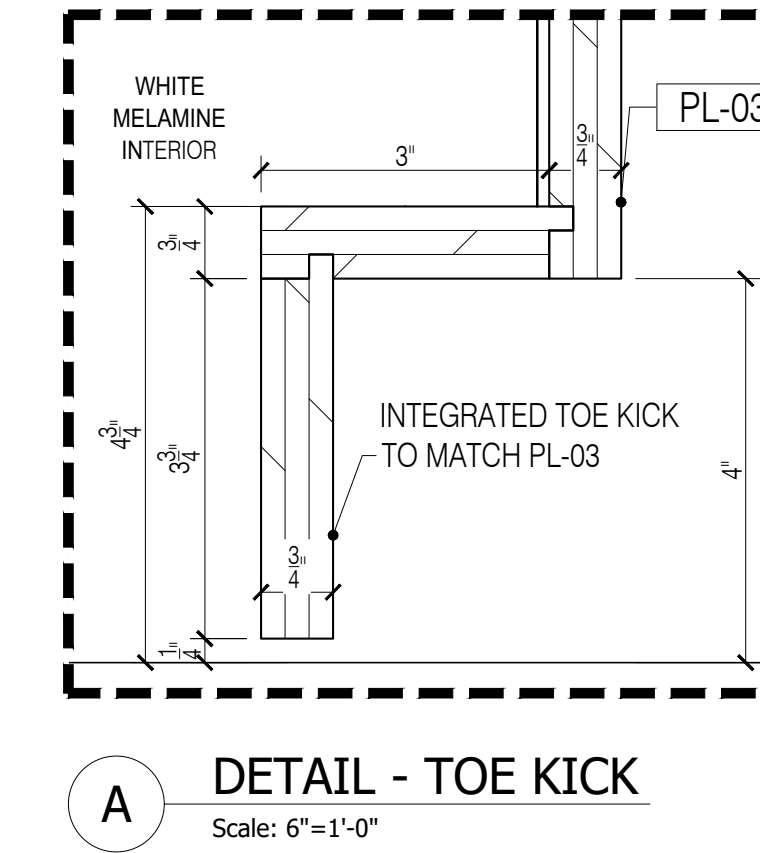
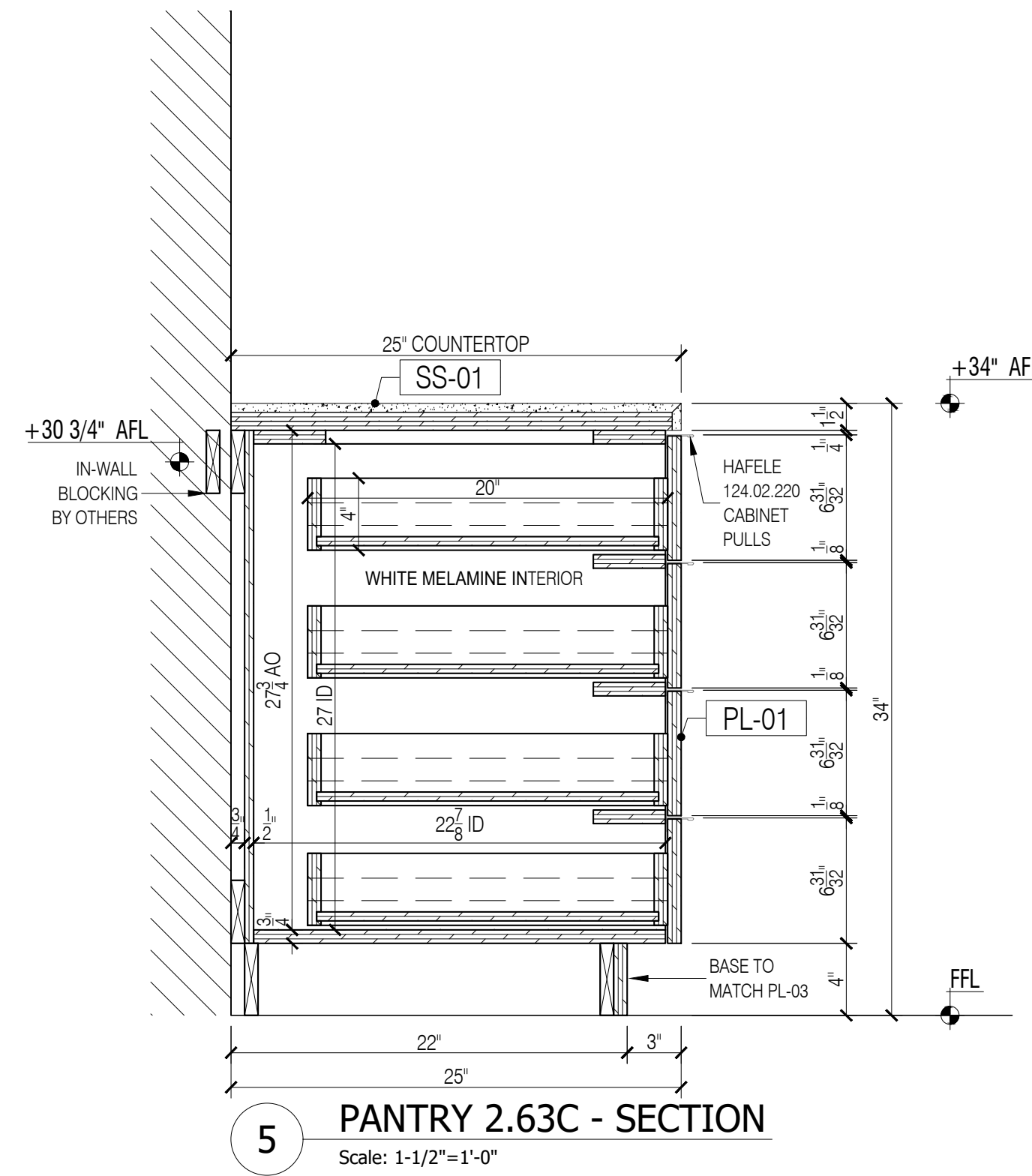
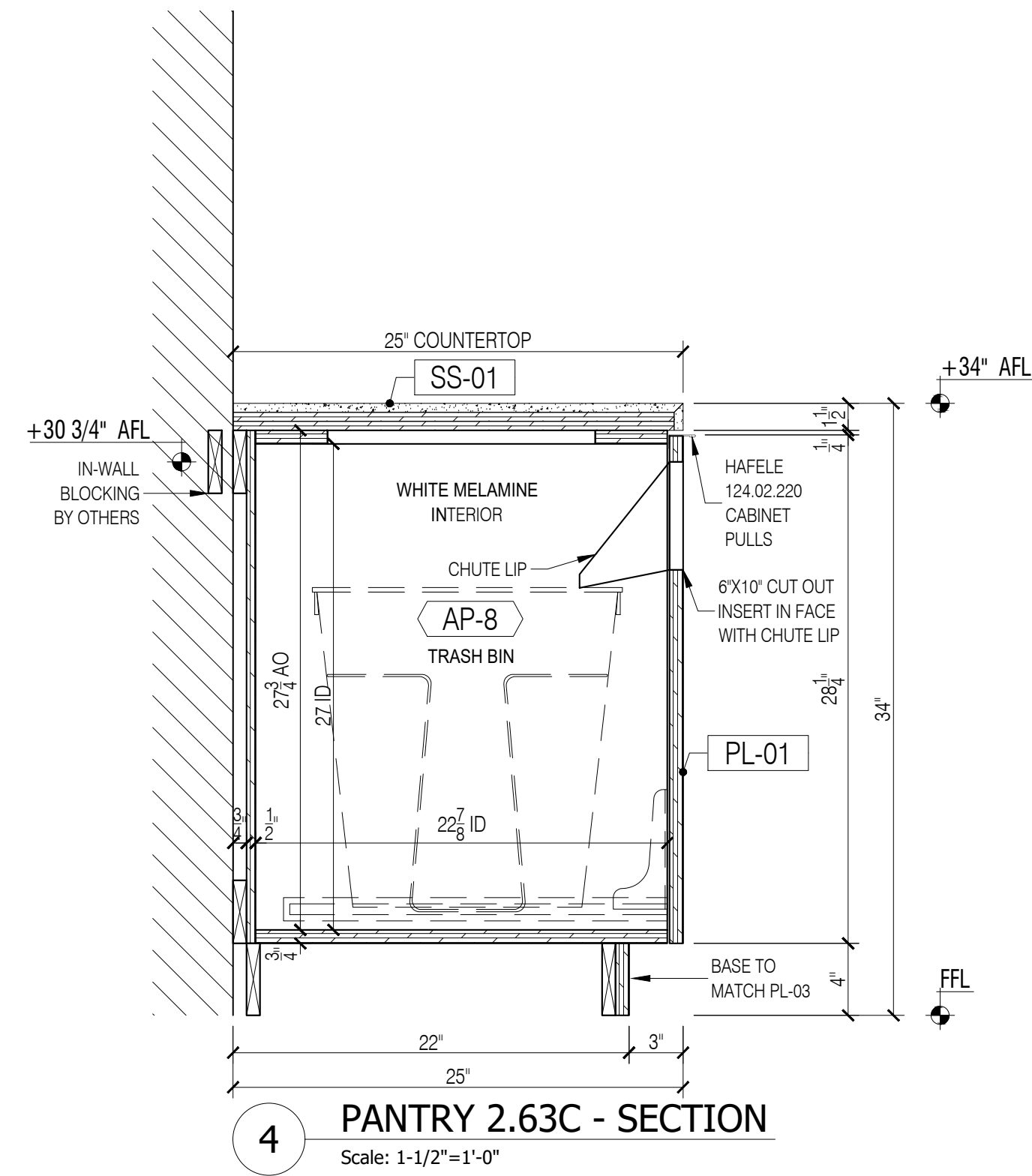
DRAWING TITLE : PANTRY 2.63C
PLAN, ELEVATION, SECTION

ROOM OR SPACE : 2.63C 2ND.

PROJECT NUMBER : 418-20

DRAWING NUMBER :

23-01



GENERAL NOTES

- SEE ARCHITECTURAL DWG FOR FINISH SCHEDULE
- ARCHITECT PLEASE CONFIRM ALL MARKED/NOTED CONDITIONS
- ALL DIMENSIONS ARE VERIFY IN THE FIELD

- ALL EDGES ARE TAPPED TO MATCH FACE FINISH U.N.O.
- GC TO COORDINATE EXACT LOCATION OF OUTLET WITH MILLWORK
- GC TO PROVIDE ALL NECESSARY BLOCKING AS REQUIRED

QUANTITY


ITEM #	FLOOR	DESCRIPTION	QTY	SUB TOTAL
1.	2ND.	PANTRY 2.63C	1 EA.	
TOTAL			1 EA.	

REFERENCE DWG :

- A-101
- A-703
- A-801
- ADDENDUM #2, 21, DECEMBER, 2020

APPLIANCE SCHEDULE

AP-3	- WATER DISPENSER / QUENCH / 528
AP-6	- UNDER COUNTER REFRIGERATOR / ULINE / ADA24R
AP-7	- COFFEE MAKER / BY OTHER
AP-8	- TRASH BIN / HAFELE / MX WASTE BIN
P-1	- SINK / KOHLER / #K-3894-4
P-2	- FAUCET / AMERICAN STANDARD BEALE / 4931.380
P-3	- SOAP DISPENSER / TOTO / TES100AA



DATE:	04/20/2021
NAME:	B.K.
NO:	1
REVISIONS:	SUBMISSION FOR APPROVAL

SAMPLE PROJECT

Firepoint
Accelerating Excellence

DATE : 04/20/2021
DRAWN BY : B.K.
ARCHITECT : TPG ARCHITECTURE
1300 WALT WHITMAN ROAD, MELVILLE, NY 11747
CONTRACTOR :
DRAWING TITLE : PANTRY 2.63C SECTIPONS, DETAIL
ROOM OR SPACE : 2.63C 2ND.
PROJECT NUMBER : 418-20
DRAWING NUMBER : 23-02

2 OF 2

NOTE:
 1. FIELD VERIFY ALL ACTUAL FRAMING CONDITIONS & EXTENT OF OPENING PRIOR TO FABRICATION.
 2. PROVIDE SOLID IN-WALL BACKING FOR ALL MILLWORK FOR MOUNTING & COORDINATE WITH FRAMER

APPLIANCE SCHEDULE	
AP-3	- WATER DISPENSER / QUENCH / 528
AP-5	- REFRIGERATOR / MONOGRAM / ZICS360NHLH
AP-8	- TRASH BIN / HAFELE / MX WASTE BIN
AP-9	- MICROWAVE / GE / MONOGRAM / ZEB1227SLSS
P-1	- SINK / KOHLER / #K-3894-4
P-2	- FAUCET / AMERICAN STANDARD BEALE / 4931.380
P-3	- SOAP DISPENSER / TOTO / TES100AA

GENERAL NOTES

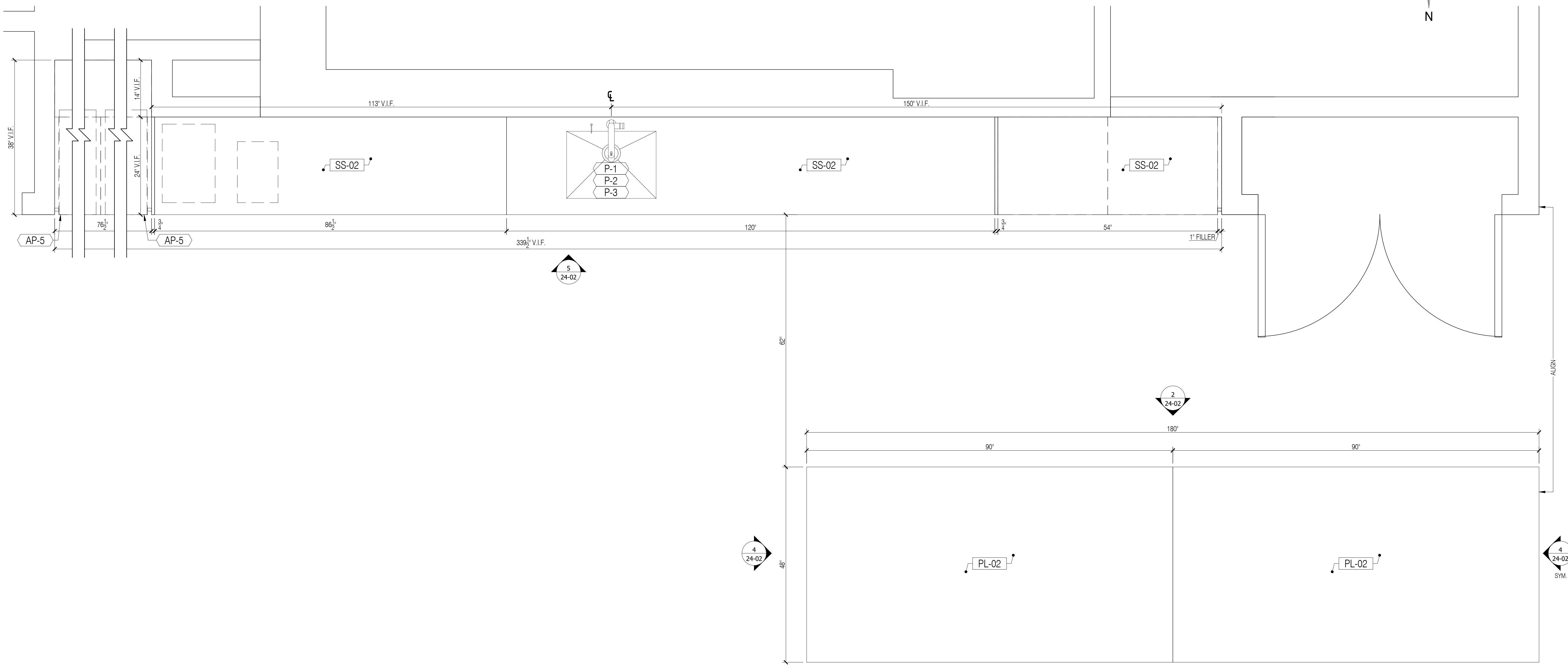

- SEE ARCHITECTURAL DWG FOR FINISH SCHEDULE
- ARCHITECT PLEASE CONFIRM ALL MARKED/NOTED CONDITIONS
- ALL DIMENSIONS ARE VERIFY IN THE FIELD

- ALL EDGES ARE TAPPED TO MATCH FACE FINISH U.N.O.
- GO TO COORDINATE EXACT LOCATION OF OUTLET WITH MILLWORK
- GO TO PROVIDE ALL NECESSARY BLOCKING AS REQUIRED

QUANTITY				
ITEM #	FLOOR	DESCRIPTION	QTY	SUB TOTAL
24.	2ND.	LOUNGE PANTRY & ISLAND	1 EA.	
TOTAL			1 EA.	

REFERENCE DWG :

- A-101.00
- A-704.00
- A-801.00
- PRE-CONSTRUCTION REV. 21, DECEMBER, 2020



1 2.65A LOUNGE PANTRY & ISLAND - PLAN
 Scale: 1"=1'-0"

NO.	REVISIONS:	NAME:	DATE:
1	SUBMISSION FOR APPROVAL	M.K.	04/09/2021
2	REVISED AS PER COMMENTS	M.K.	04/20/2021

SAMPLE PROJECT



DATE : 04/09/2021

DRAWN BY : M.K.

ARCHITECT :
 TPG ARCHITECTURE
 1300 WALT WHITMAN ROAD, MELVILLE, NY 11747

CONTRACTOR :

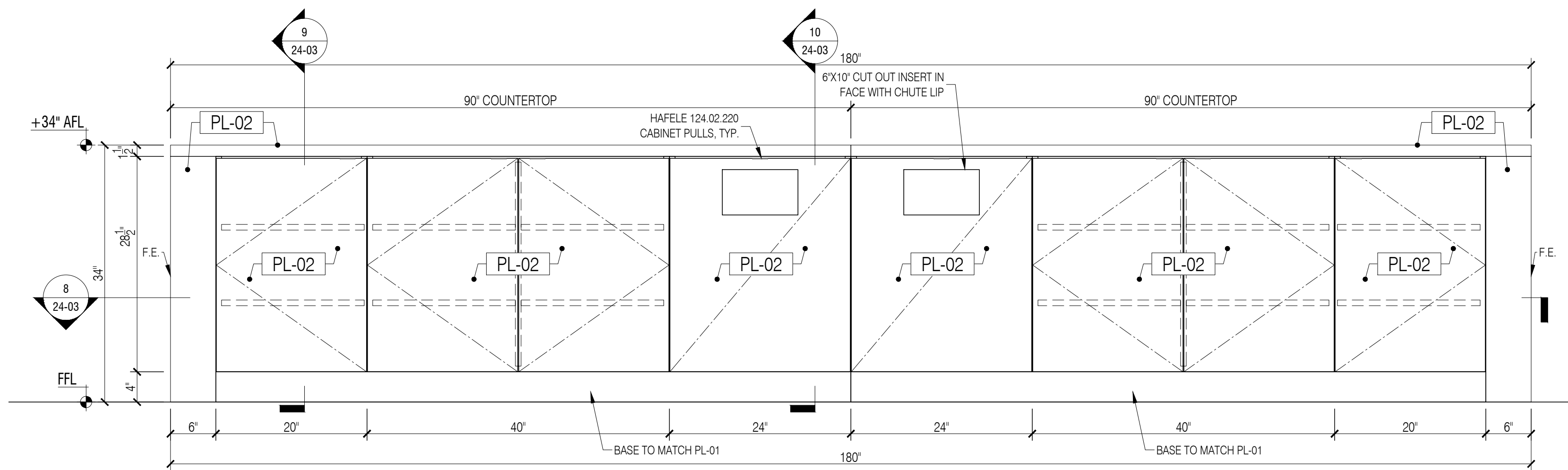
DRAWING TITLE :
 LOUNGE PANTRY & ISLAND
 PLAN

ROOM OR SPACE :
 2.65A 2ND.

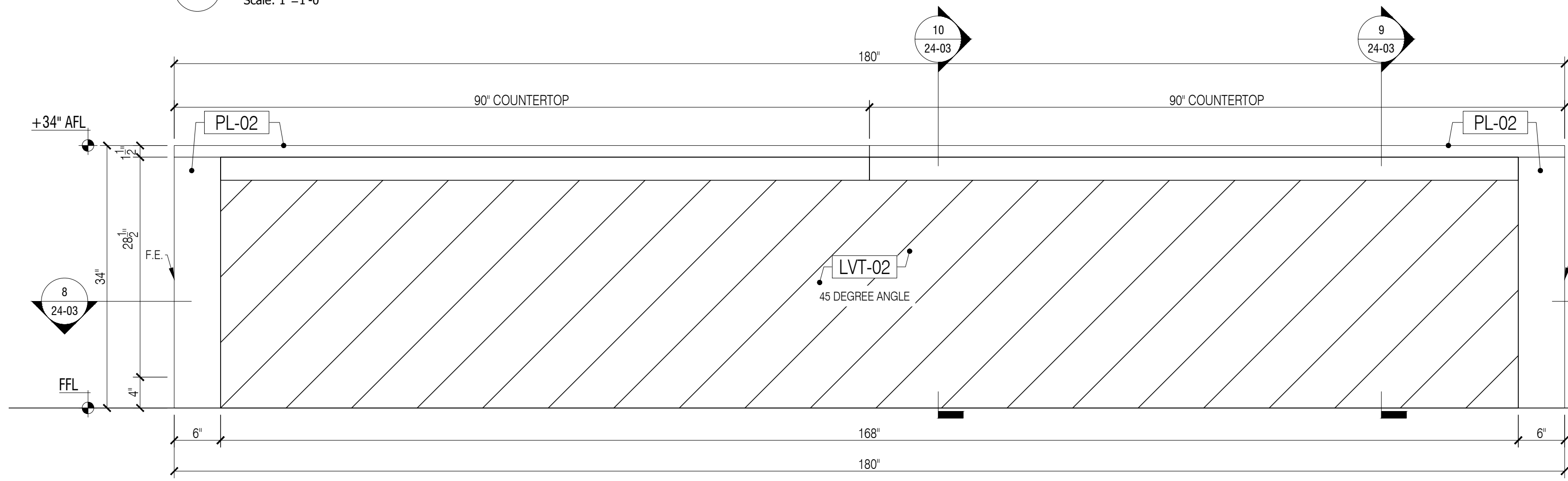
PROJECT NUMBER:
 418-20

DRAWING NUMBER:

24-01



2 2.65A LOUNGE PANTRY & ISLAND - ELEVATION
Scale: 1"=1'-0"

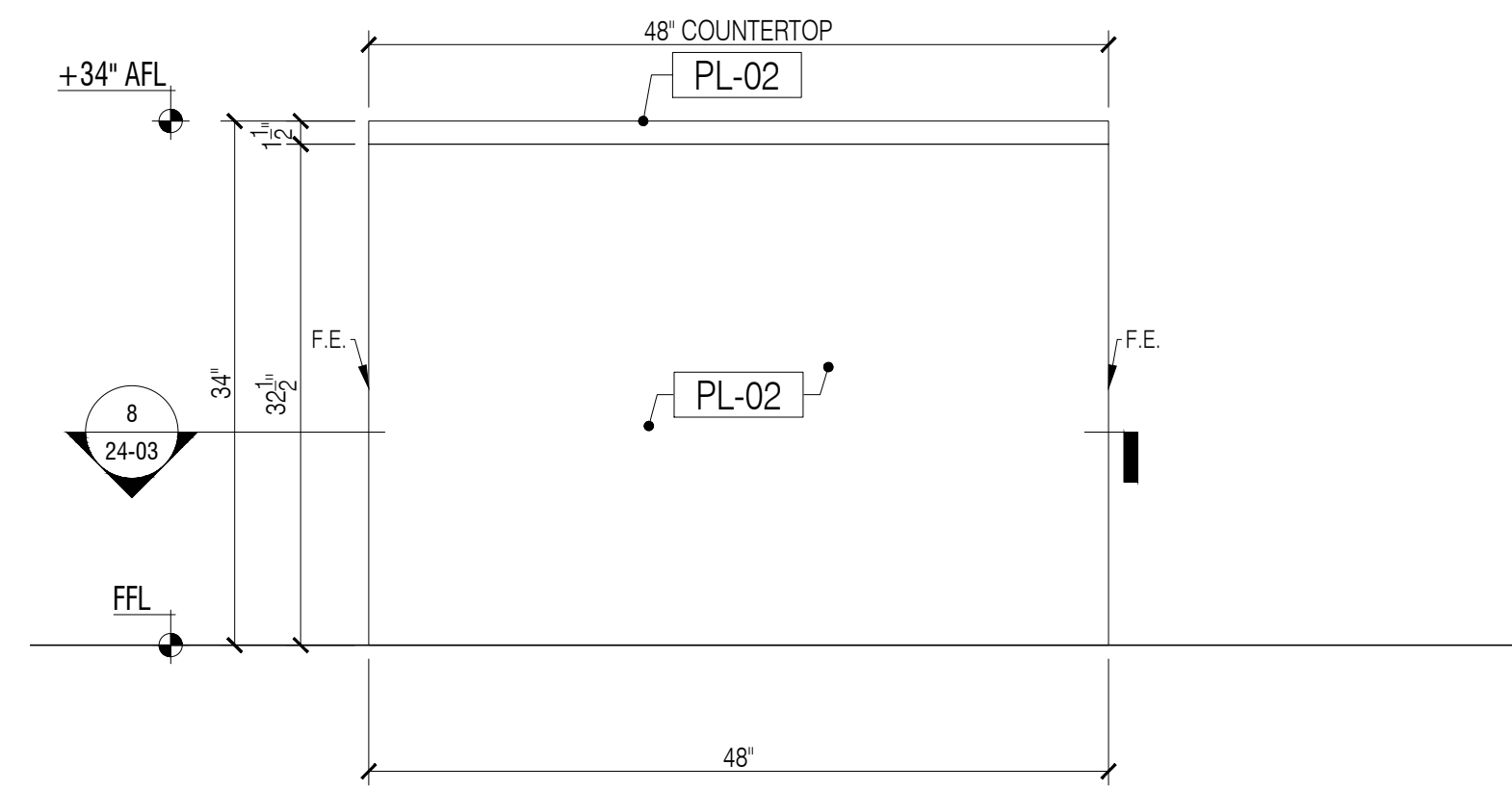



3 2.65A LOUNGE PANTRY & ISLAND - ELEVATION
Scale: 1"=1'-0"

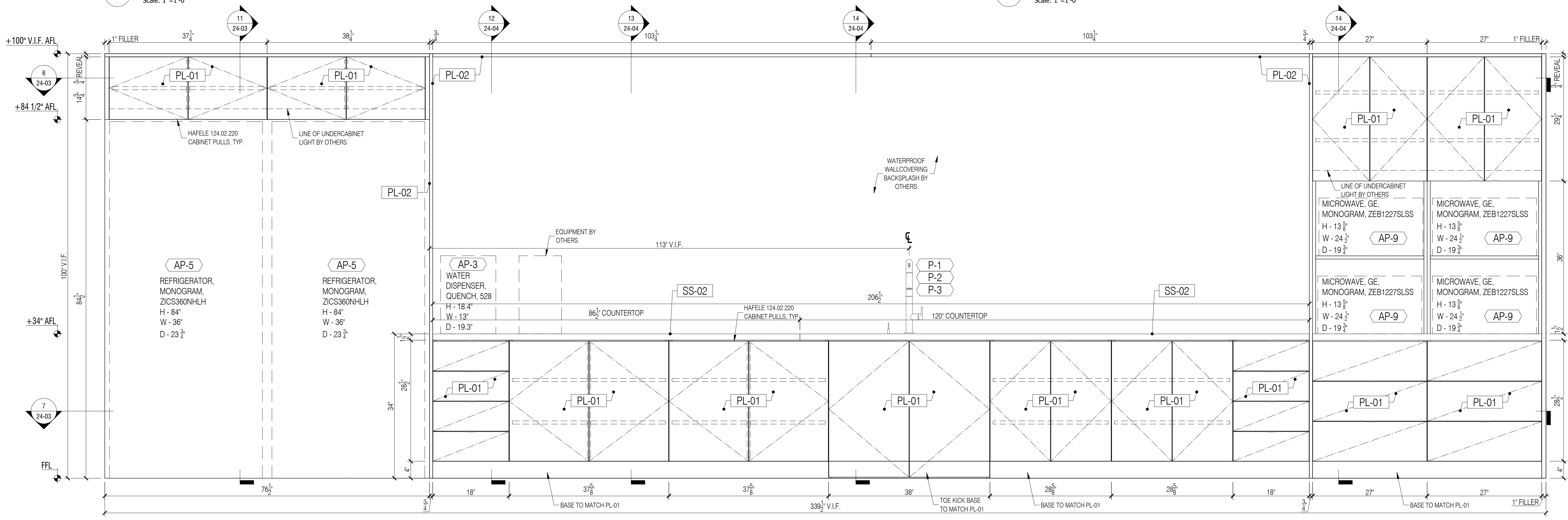
NOTE:
1. FIELD VERIFY ALL ACTUAL FRAMING CONDITIONS & EXTENT OF OPENING PRIOR TO FABRICATION.
2. PROVIDE SOLID IN-WALL BACKING FOR ALL MILLWORK FOR MOUNTING & COORDINATE WITH FRAMER

APPLIANCE SCHEDULE	
AP-3	- WATER DISPENSER / QUENCH / 528
AP-5	- REFRIGERATOR / MONOGRAM / ZICS360NHLH
AP-8	- TRASH BIN / HAFELE / MX WASTE BIN
AP-9	- MICROWAVE / GE / MONOGRAM / ZEB1227SLSS
P-1	- SINK / KOHLER / #K-3894-4
P-2	- FAUCET / AMERICAN STANDARD BEALE / 4931.380
P-3	- SOAP DISPENSER / TOTO / TES100AA

GENERAL NOTES				
1. SEE ARCHITECTURAL DWG FOR FINISH SCHEDULE				
2. ARCHITECT PLEASE CONFIRM ALL MARKED/NOTED CONDITIONS				
3. ALL DIMENSIONS ARE VERIFY IN THE FIELD				
<ul style="list-style-type: none"> • ALL EDGES ARE TAPPED TO MATCH FACE FINISH U.N.O. • GC TO COORDINATE EXACT LOCATION OF OUTLET WITH MILLWORK • GC TO PROVIDE ALL NECESSARY BLOCKING AS REQUIRED 				
QUANTITY				
ITEM #	FLOOR	DESCRIPTION	QTY	SUB TOTAL
24.	2ND.	LOUNGE PANTRY & ISLAND	1 EA.	
TOTAL			1 EA.	
REFERENCE DWG :				
1. A-101.00				
2. A-704.00				
3. A-801.00				
4. PRE-CONSTRUCTION REV. 21, DECEMBER, 2020				

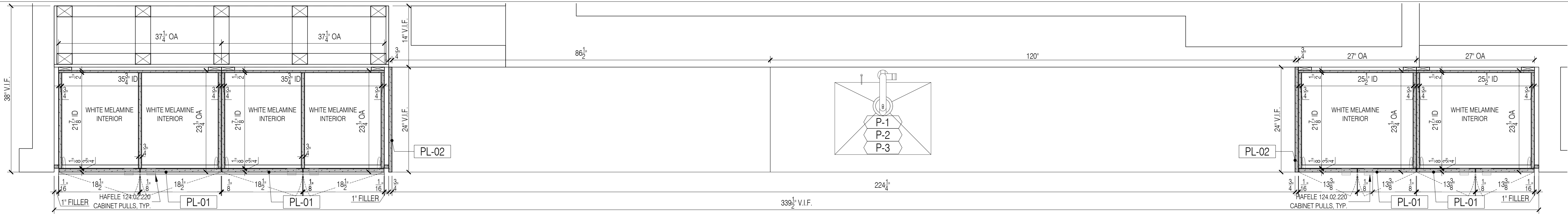


4 2.65A LOUNGE PANTRY & ISLAND - ELEVATION
Scale: 1"=1'-0"

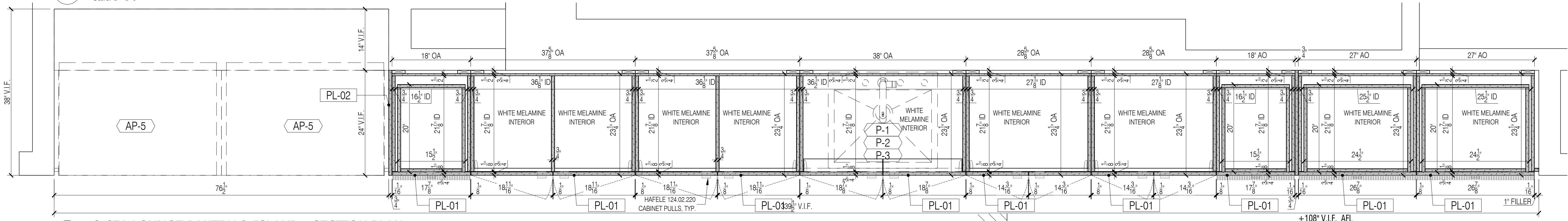


5 2.65A LOUNGE PANTRY & ISLAND - ELEVATION
Scale: 1"=1'-0"

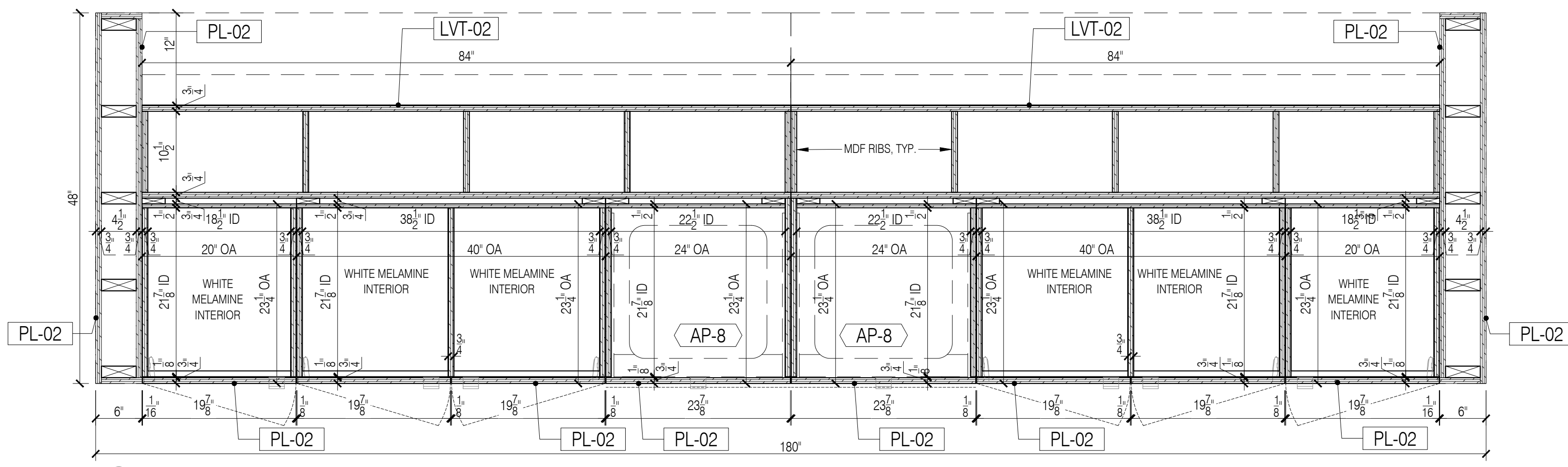
DATE:	04/09/2021
NAME:	M.K.
NO.:	1
REVISIONS:	SUBMISSION FOR APPROVAL
	REVISED AS PER COMMENTS
	2
SAMPLE PROJECT	
Firepoint Accelerating Excellence	
DATE:	04/09/2021
DRAWN BY:	M.K.
ARCHITECT:	TPG ARCHITECTURE 1300 WALT WHITMAN ROAD, MELVILLE, NY 11747
CONTRACTOR:	
DRAWING TITLE:	LOUNGE PANTRY & ISLAND PLAN
ROOM OR SPACE:	2.65A
FLOOR:	2ND.
PROJECT NUMBER:	418-20
DRAWING NUMBER:	24-02
1 OF 3	



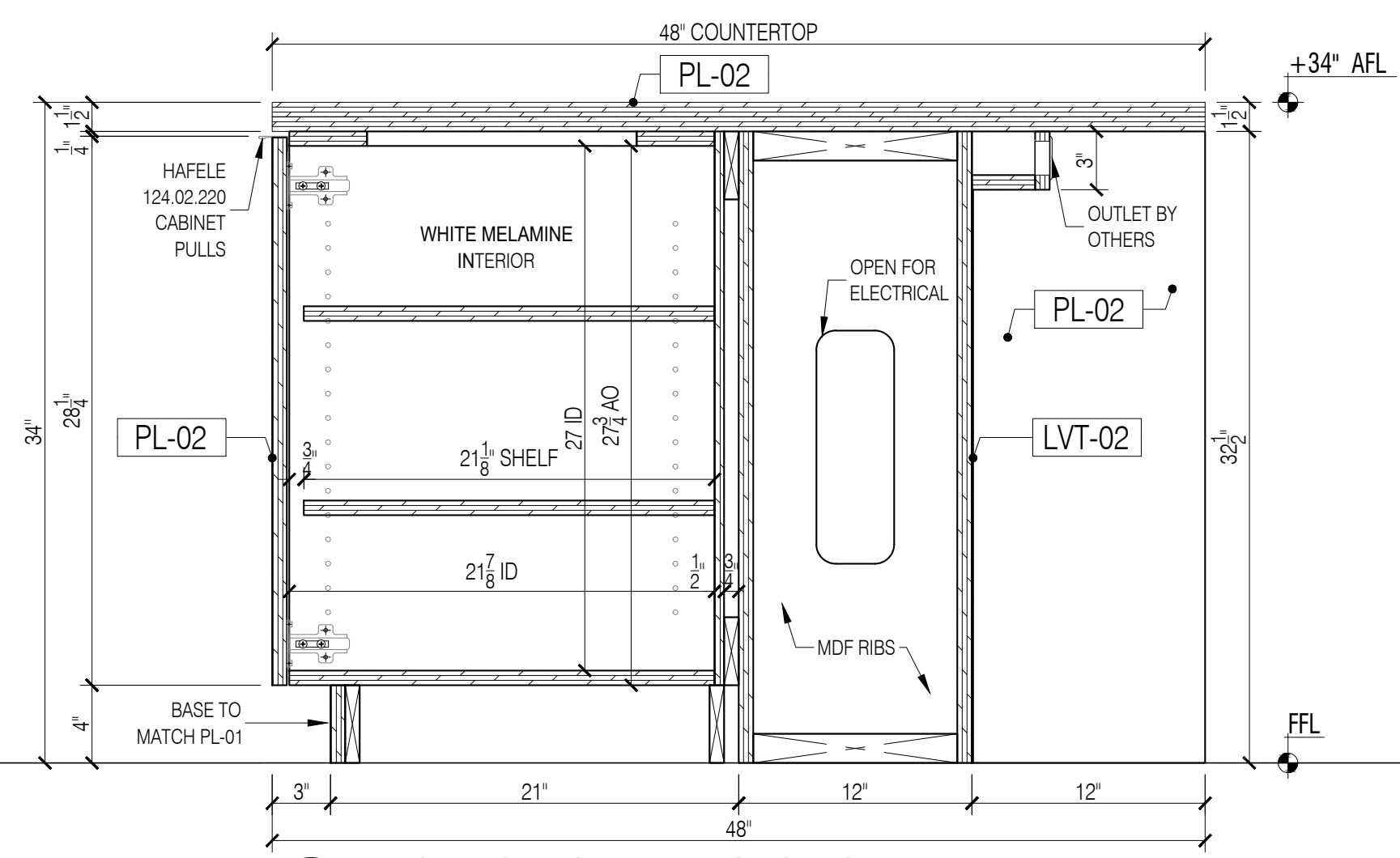
6 2.65A LOUNGE PANTRY & ISLAND - SECTION PLAN
Scale: 1"=1'-0"



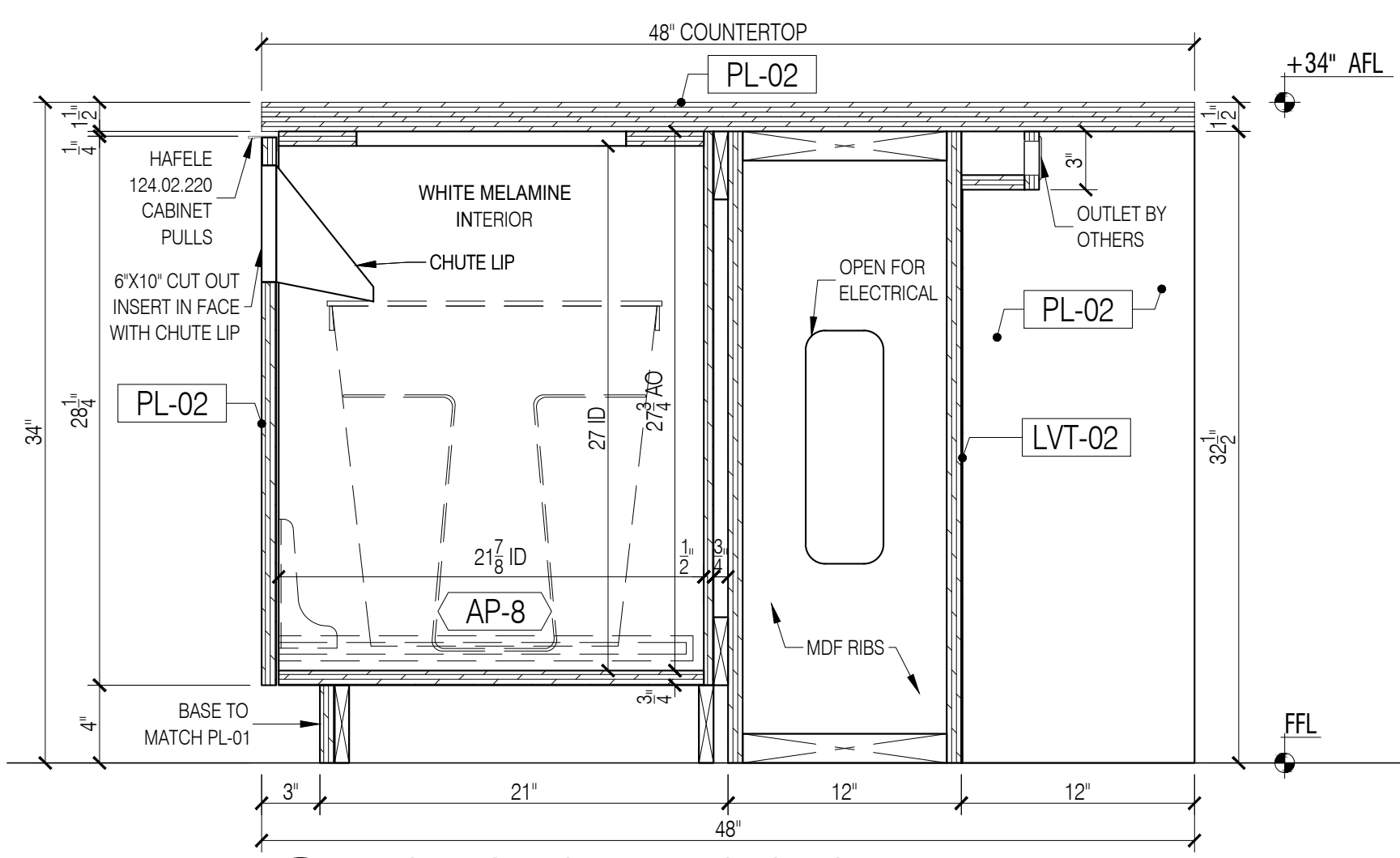
7 2.65A LOUNGE PANTRY & ISLAND - SECTION PLAN
Scale: 1"=1'-0"



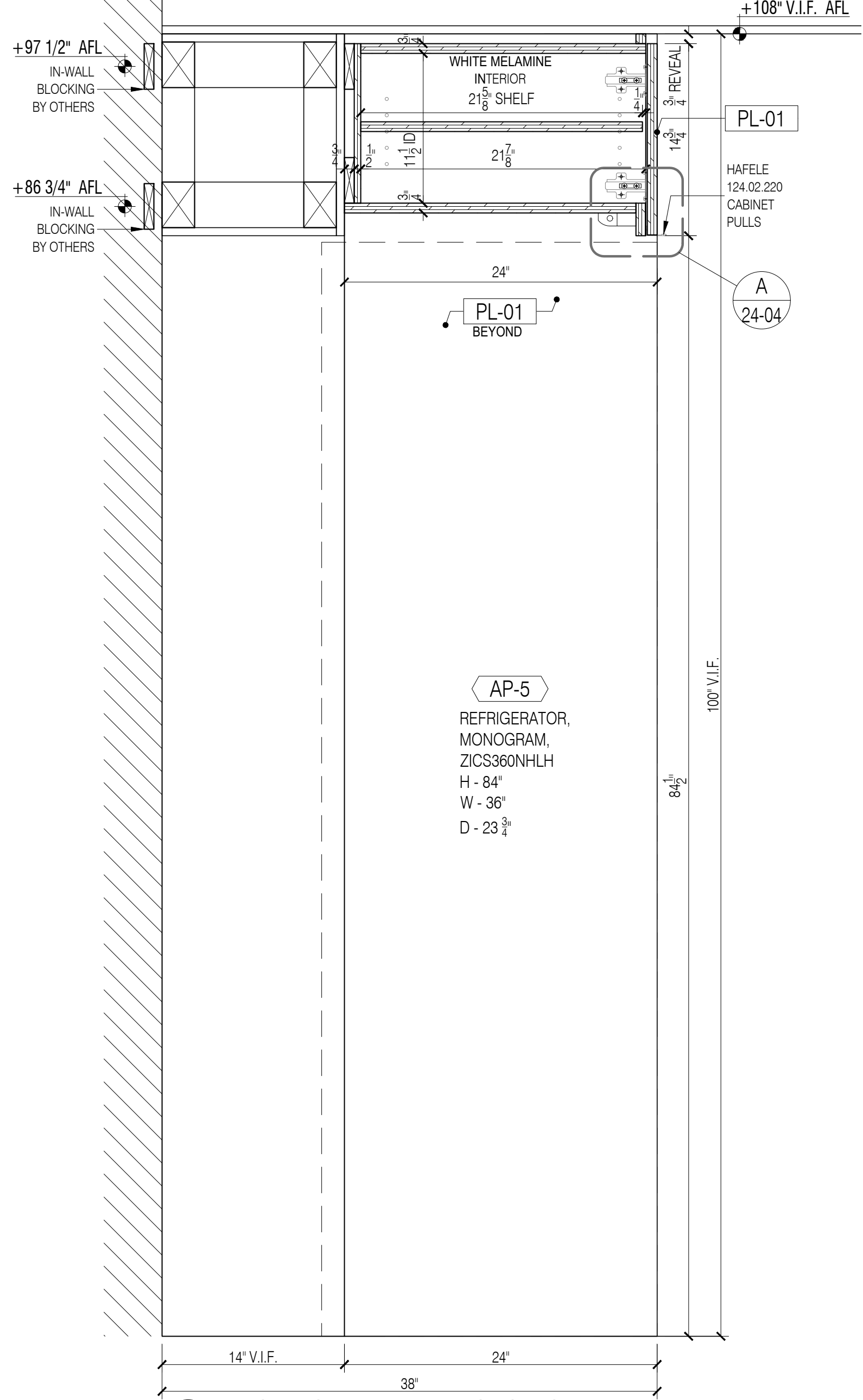
8 2.65A LOUNGE PANTRY & ISLAND - SECTION PLAN
Scale: 1"=1'-0"



9 LOUNGE ISLAND - SECTION
Scale: 1-1/2"=1'-0"



10 LOUNGE ISLAND - SECTION
Scale: 1-1/2"=1'-0"



11 LOUNGE PANTRY - SECTION
Scale: 1-1/2"=1'-0"

GENERAL NOTES

- SEE ARCHITECTURAL DWG FOR FINISH SCHEDULE
- ARCHITECT PLEASE CONFIRM ALL MARKED/NOTED CONDITIONS
- ALL DIMENSIONS ARE VERIFY IN THE FIELD


- ALL EDGES ARE TAPPED TO MATCH FACE FINISH U.N.O.
- GC TO COORDINATE EXACT LOCATION OF OUTLET WITH MILLWORK
- GC TO PROVIDE ALL NECESSARY BLOCKING AS REQUIRED

QUANTITY				
ITEM #	FLOOR	DESCRIPTION	QTY	SUB TOTAL
24	2ND.	LOUNGE PANTRY & ISLAND	1 EA.	
TOTAL			1 EA.	

REFERENCE DWG :

- A-101.00
- A-704.00
- A-801.00
- PRE-CONSTRUCTION REV, 21, DECEMBER, 2020

APPLIANCE SCHEDULE	
AP-3	- WATER DISPENSER / QUENCH / 528
AP-5	- REFRIGERATOR / MONOGRAM / ZICS360NHLH
AP-8	- TRASH BIN / HAFELE / MX WASTE BIN
AP-9	- MICROWAVE / GE / MONOGRAM / ZEB1227SLSS
P-1	- SINK / KOHLER / #K-3894-4
P-2	- FAUCET / AMERICAN STANDARD BEALE / 4931.380
P-3	- SOAP DISPENSER / TOTO / TES100AA



NOTE:

- FIELD VERIFY ALL ACTUAL FRAMING CONDITIONS & EXTENT OF OPENINGS PRIOR TO FABRICATION.
- PROVIDE SOLID IN-WALL BACKING FOR ALL MILLWORK FOR MOUNTING & COORDINATE WITH FRAMER

DATE:	04/09/2021
NAME:	M.K.
NO.:	1
REVISIONS:	SUBMISSION FOR APPROVAL
	REVISED AS PER COMMENTS
	2

SAMPLE PROJECT

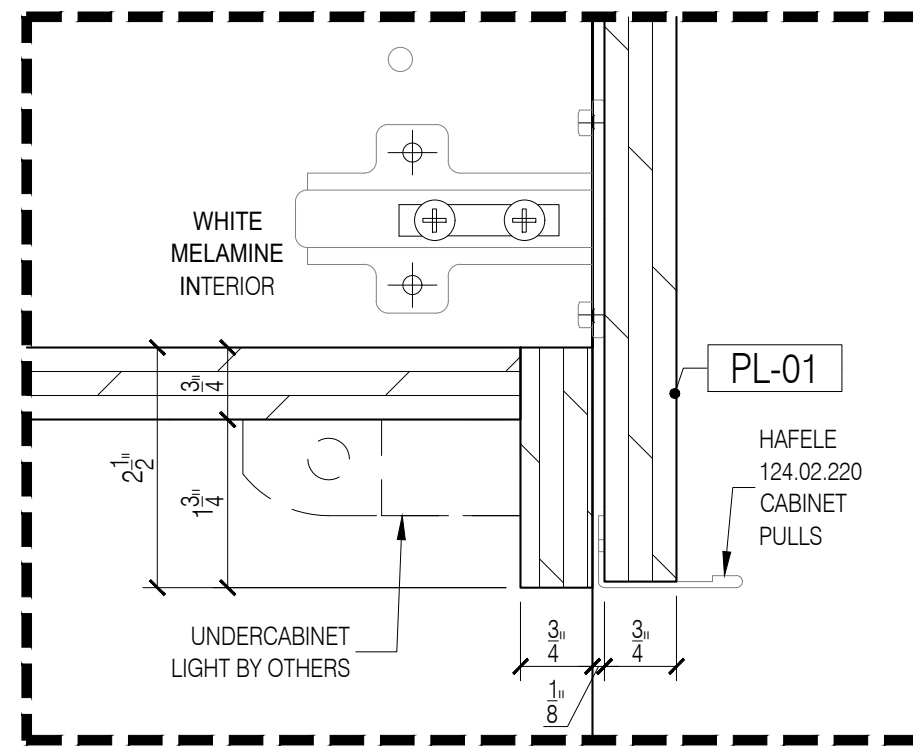


DATE : 04/09/2021
DRAWN BY : M.K.
ARCHITECT : TPG ARCHITECTURE
1300 WALT WHITMAN ROAD, MELVILLE, NY 11747
CONTRACTOR :

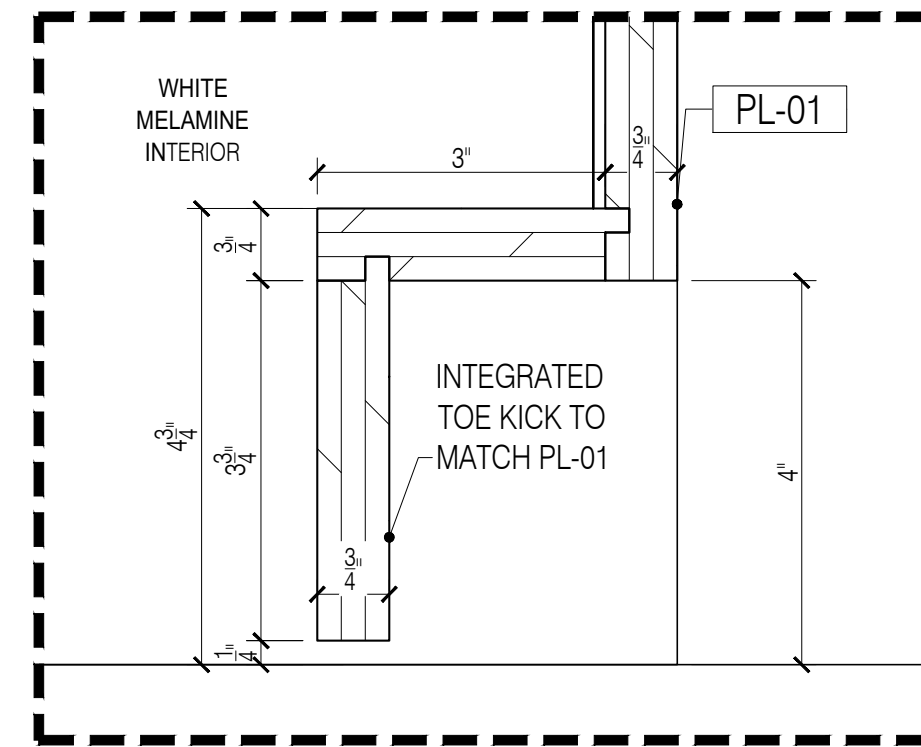
DRAWING TITLE : LOUNGE PANTRY & ISLAND PLAN

ROOM OR SPACE : 2.65A 2ND.
PROJECT NUMBER : 418-20
DRAWING NUMBER :

24-03
1 OF 3



A DETAIL - UNDERCABINET LIGHT
Scale: 6"=1'-0"



B DETAIL - TOE KICK
Scale: 6"=1'-0"

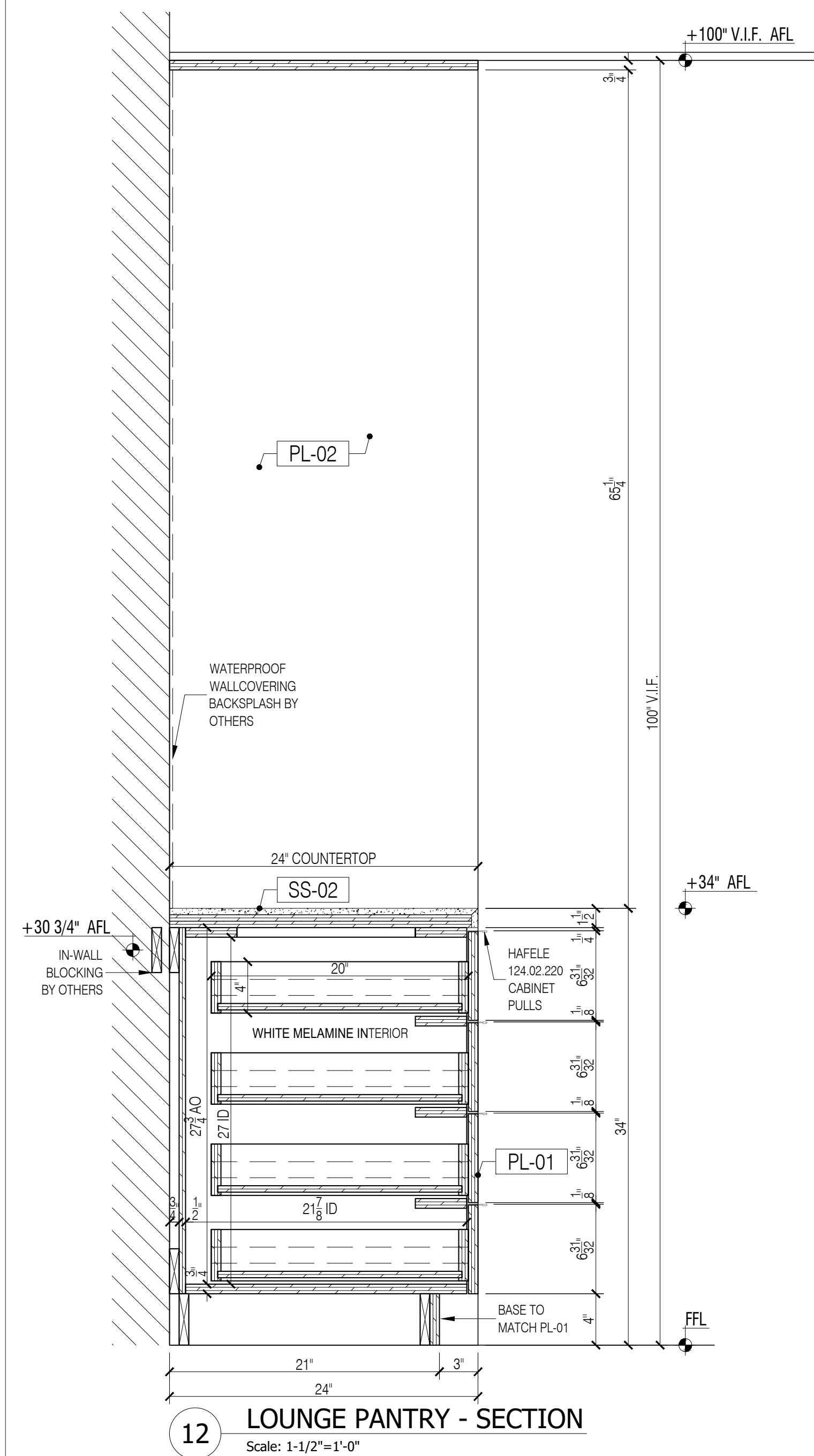

APPLIANCE SCHEDULE	
AP-3	- WATER DISPENSER / QUENCH / 528
AP-5	- REFRIGERATOR / MONOGRAM / ZICS360NHLH
AP-8	- TRASH BIN / HAFELE / MX WASTE BIN
AP-9	- MICROWAVE / GE / MONOGRAM / ZEB1227SLSS
P-1	- SINK / KOHLER / #K-3894-4
P-2	- FAUCET / AMERICAN STANDARD BEALE / 4931.380
P-3	- SOAP DISPENSER / TOTO / TES100AA

NOTE:
1. FIELD VERIFY ALL ACTUAL FRAMING CONDITIONS & EXTENT OF OPENING PRIOR TO FABRICATION.
2. PROVIDE SOLID IN-WALL BACKING FOR ALL MILLWORK FOR MOUNTING & COORDINATE WITH FRAMER

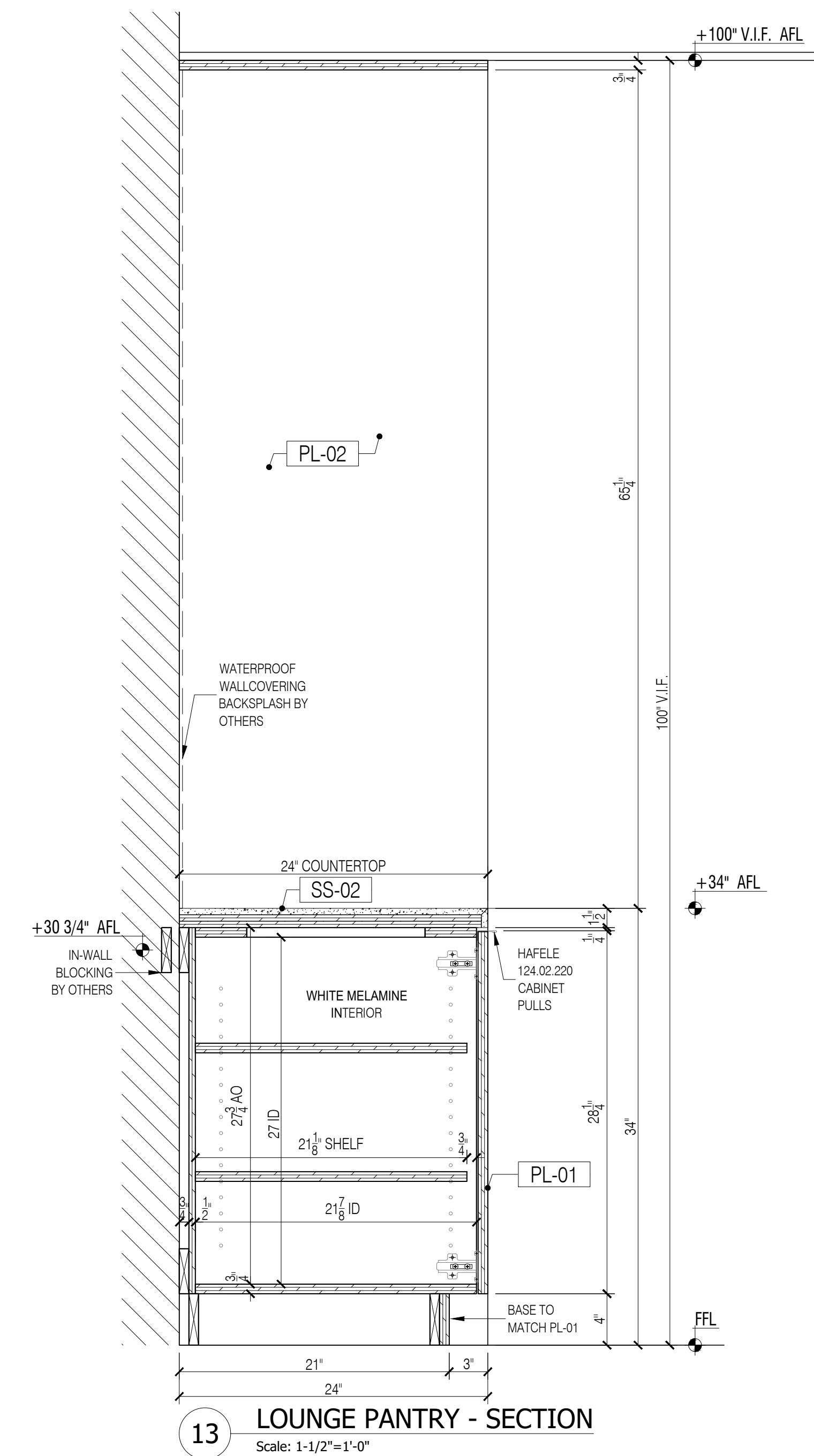
GENERAL NOTES				
1. SEE ARCHITECTURAL DWG FOR FINISH SCHEDULE				
2. ARCHITECT PLEASE CONFIRM ALL MARKED/NOTED CONDITIONS				
3. ALL DIMENSIONS ARE VERIFY IN THE FIELD				
• ALL EDGES ARE TAPPED TO MATCH FACE FINISH U.N.O.				
• GC TO COORDINATE EXACT LOCATION OF OUTLET WITH MILLWORK				
• GC TO PROVIDE ALL NECESSARY BLOCKING AS REQUIRED				

QUANTITY				
ITEM #	FLOOR	DESCRIPTION	QTY	SUB TOTAL
24	2ND	LOUNGE PANTRY & ISLAND	1 EA.	
TOTAL			1 EA.	

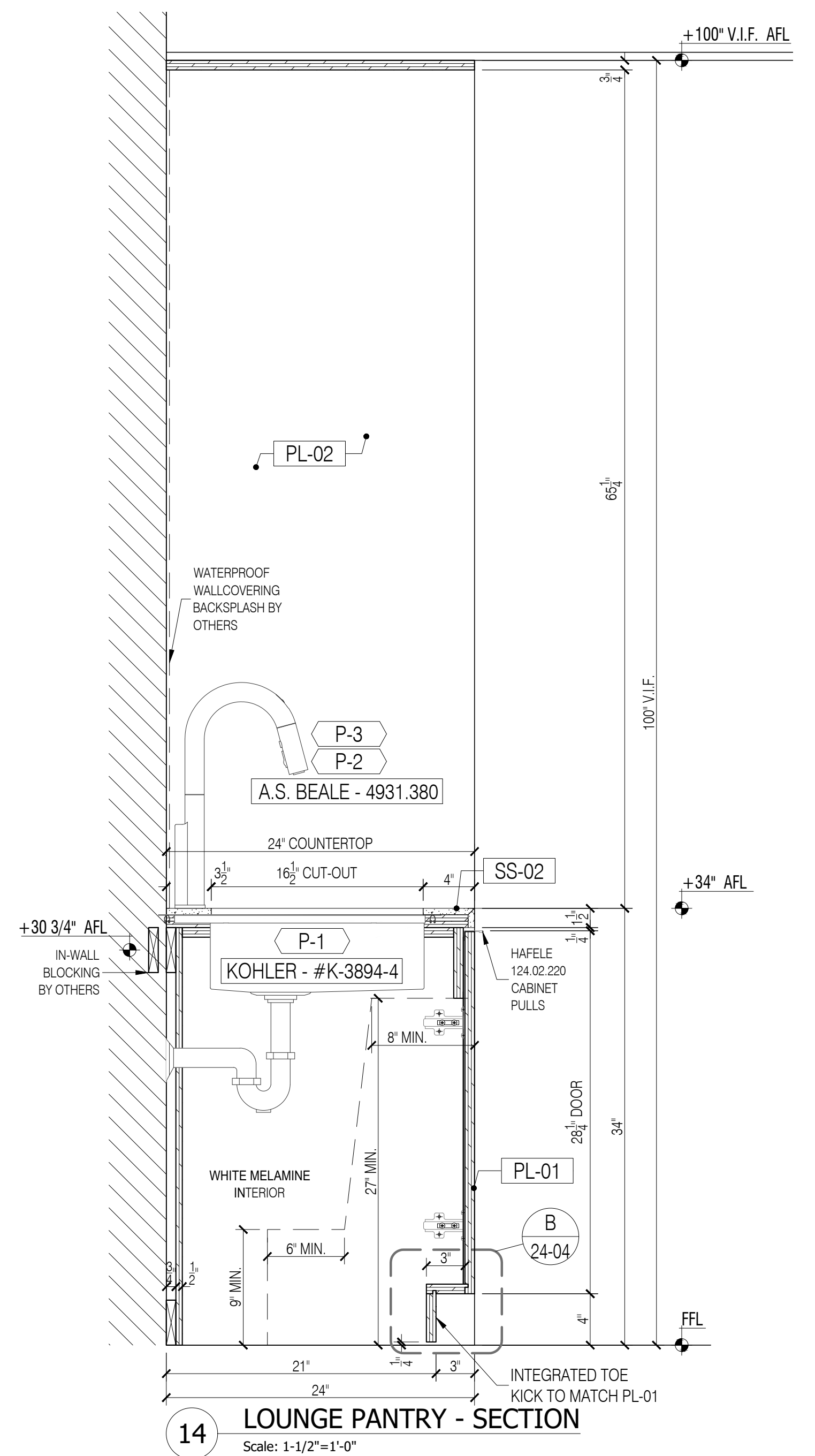
REFERENCE DWG :	
1.	A-101.00
2.	A-704.00
3.	A-801.00
4.	PRE-CONSTRUCTION REV. 21, DECEMBER, 2020



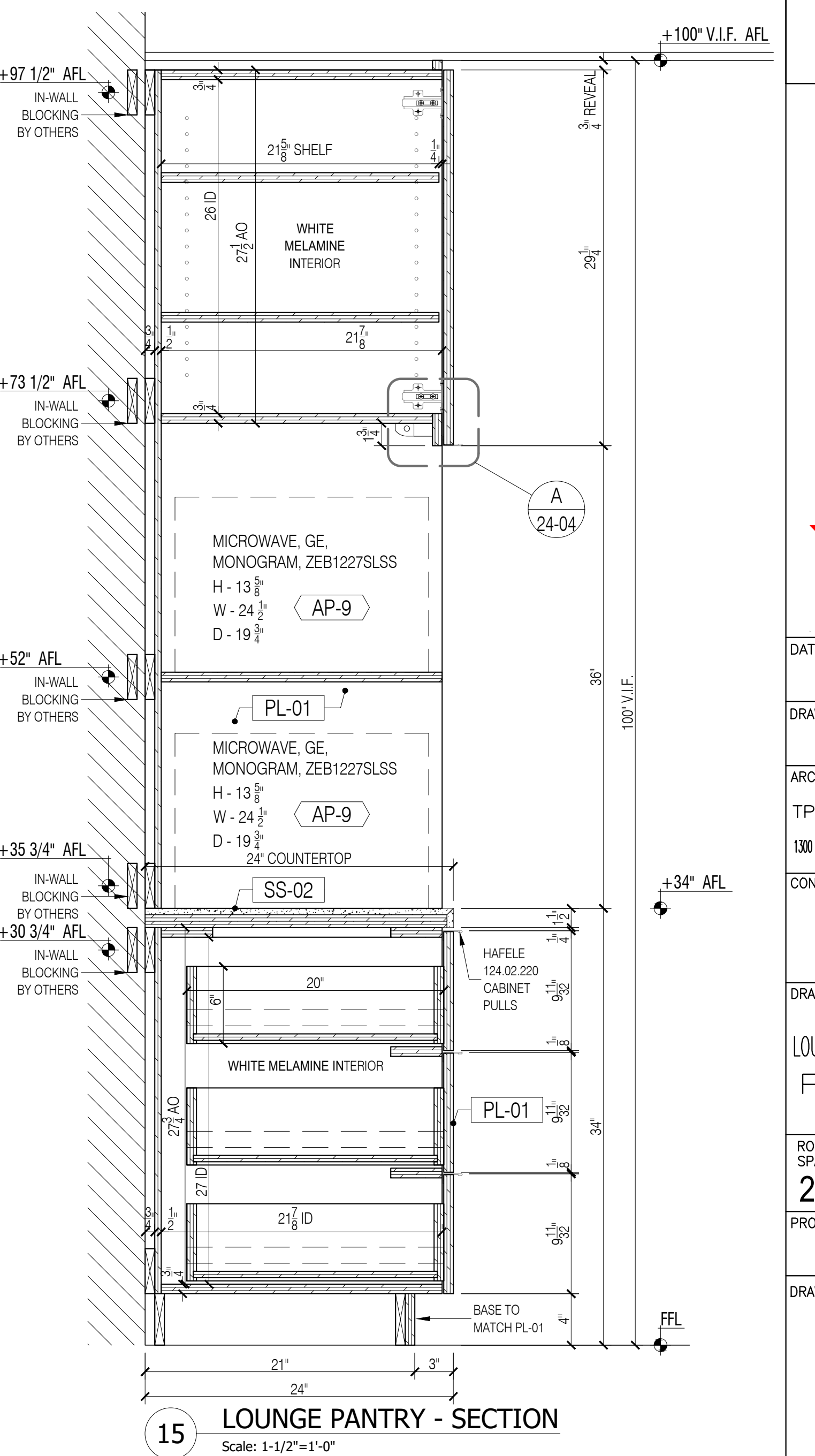
12 LOUNGE PANTRY - SECTION
Scale: 1-1/2"=1'-0"



13 LOUNGE PANTRY - SECTION
Scale: 1-1/2"=1'-0"



14 LOUNGE PANTRY - SECTION
Scale: 1-1/2"=1'-0"



15 LOUNGE PANTRY - SECTION
Scale: 1-1/2"=1'-0"

NO.	REVISIONS:	DATE:
1	SUBMISSION FOR APPROVAL	04/09/2021
2	REVISED AS PER COMMENTS	04/20/2021

SAMPLE PROJECT



DATE : 04/09/2021
DRAWN BY : M.K.

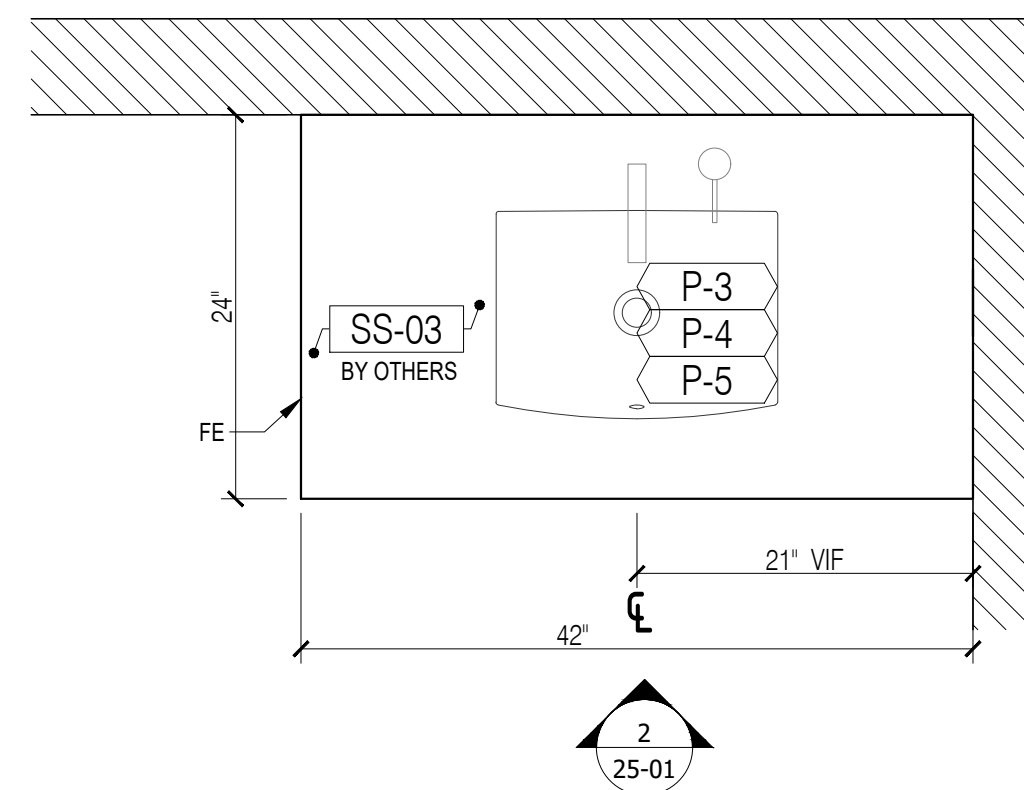
ARCHITECT :
TPG ARCHITECTURE
1300 WALT WHITMAN ROAD, MELVILLE, NY 11747

DRAWING TITLE :
LOUNGE PANTRY & ISLAND
PLAN

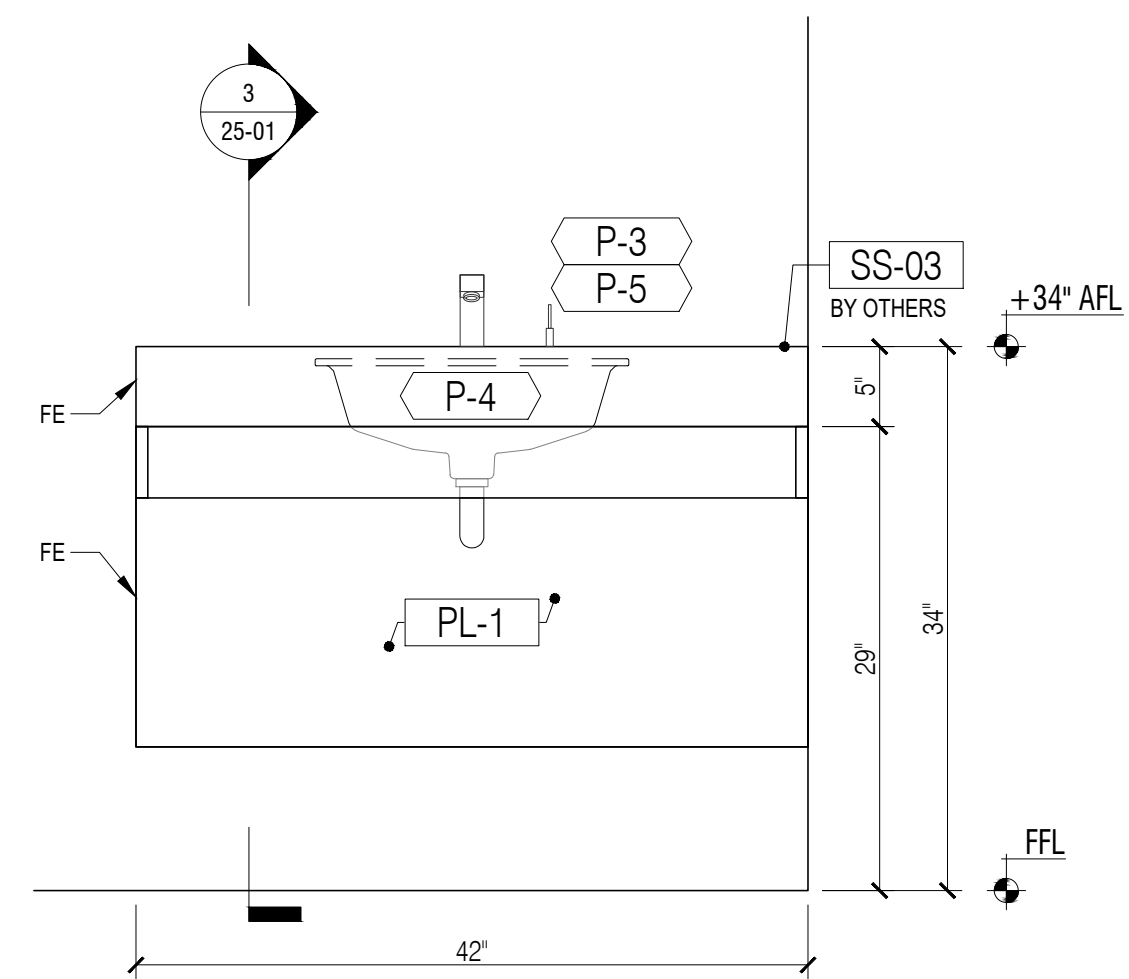
ROOM OR SPACE :
2.65A 2ND.

PROJECT NUMBER:
418-20

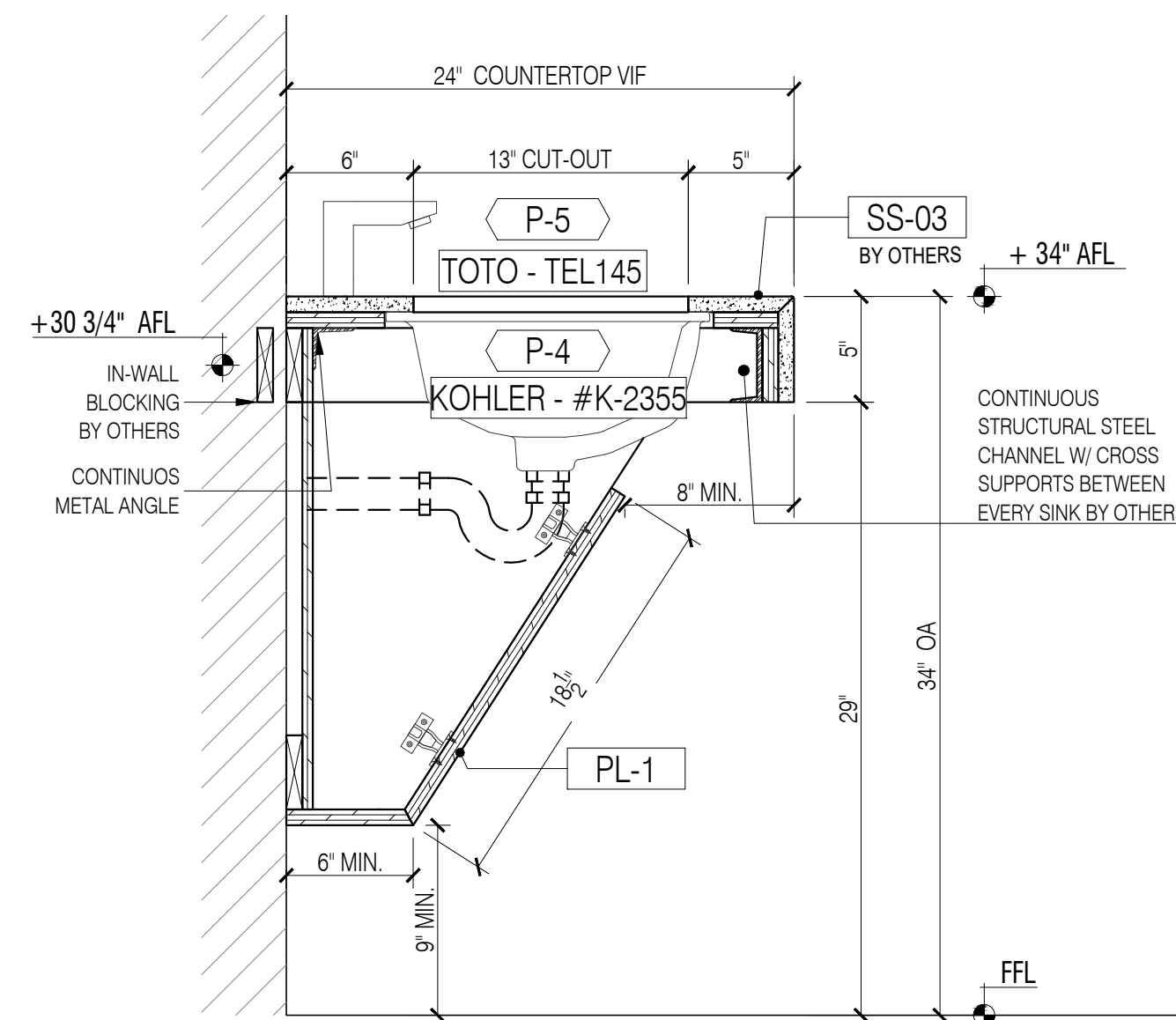
DRAWING NUMBER:
24-04



1 NEUTRAL RESTROOM 2.66A, 2.67A - PLAN VIEW
Scale: 1" = 1'-0"



2 NEUTRAL RESTROOM 2.66A, 2.67A - ELEVATION
Scale: 1" = 1'-0"



3 NEUTRAL RESTROOM 2.66A, 2.67A - SECTION
Scale: 1-1/2"=1'-0"

GENERAL NOTES

- SEE ARCHITECTURAL DWG FOR FINISH SCHEDULE
- ARCHITECT PLEASE CONFIRM ALL MARKED/NOTED CONDITIONS
- ALL DIMENSIONS ARE VERIFY IN THE FIELD

- ALL EDGES ARE TAPPED TO MATCH FACE FINISH U.N.O.
- GC TO COORDINATE EXACT LOCATION OF OUTLET WITH MILLWORK
- GC TO PROVIDE ALL NECESSARY BLOCKING AS REQUIRED

QUANTITY

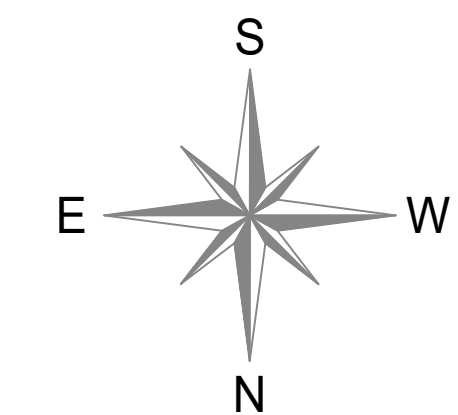
ITEM #	FLOOR	DESCRIPTION	QTY	SUB TOTAL
25	2ND.	NEUTRAL RESTROOMS VANITY	2 EA.	
TOTAL			2 EA.	

REFERENCE DWG :

- A-101.00
- A-704.00
- A-801.00
- PRE-CONSTRUCTION REV. 21, DECEMBER, 2020

APPLIANCE SCHEDULE

P-3	SOAP DISPENSER / TOTO / TES100AA
P-4	SINK / KOHLER / #K-2355
P-5	FAUCET/TOTO/TEL145



SAMPLE PROJECT



DATE : 04/09/2021

DRAWN BY : G.K.

ARCHITECT : TPG ARCHITECTURE
1300 WALT WHITMAN ROAD, MELVILLE, NY 11747

CONTRACTOR :

DRAWING TITLE : NEUTRAL RESTROOMS
PLAN, ELEVATION, SECTION

ROOM OR SPACE : FLOOR :
2ND.

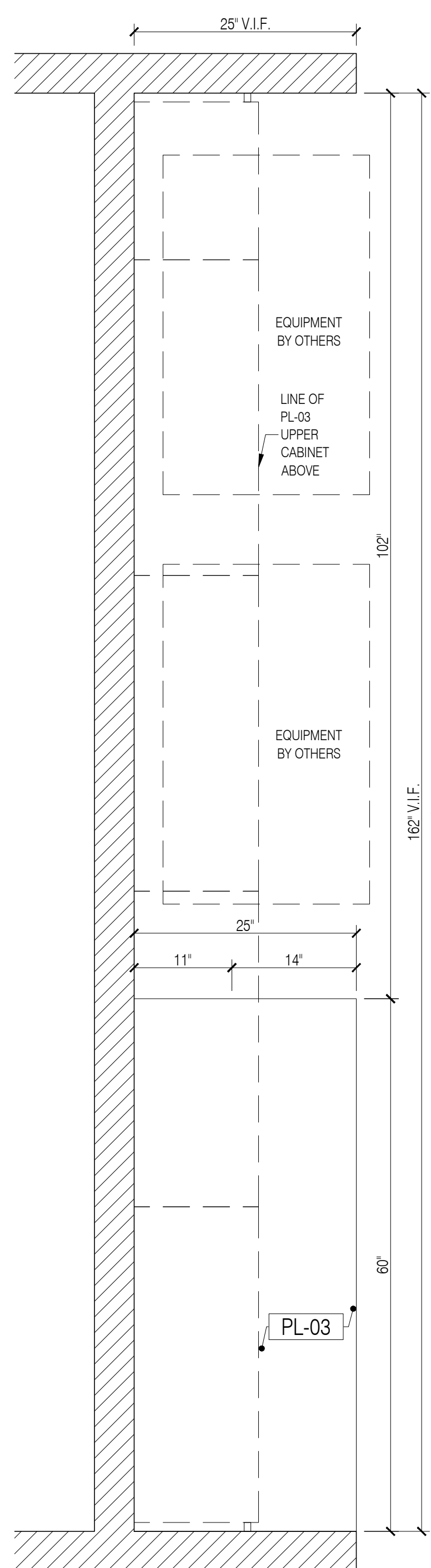
PROJECT NUMBER: 418-20

DRAWING NUMBER:

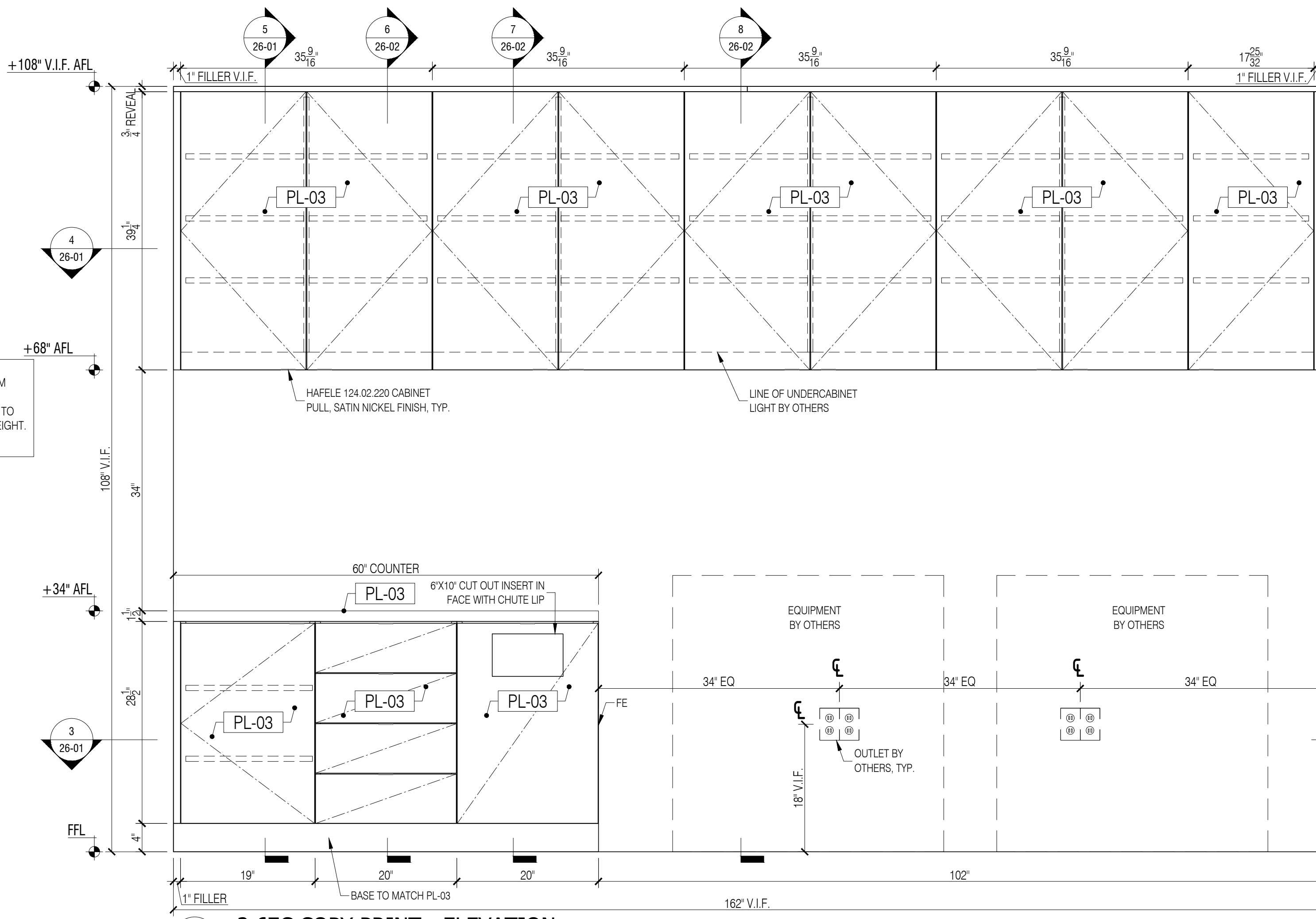
25-01

NOTE:
1. FIELD VERIFY ALL ACTUAL FRAMING CONDITIONS & EXTENT OF OPENING PRIOR TO FABRICATION.
2. PROVIDE SOLID IN-WALL BACKING FOR ALL MILLWORK FOR MOUNTING & COORDINATE WITH FRAMER

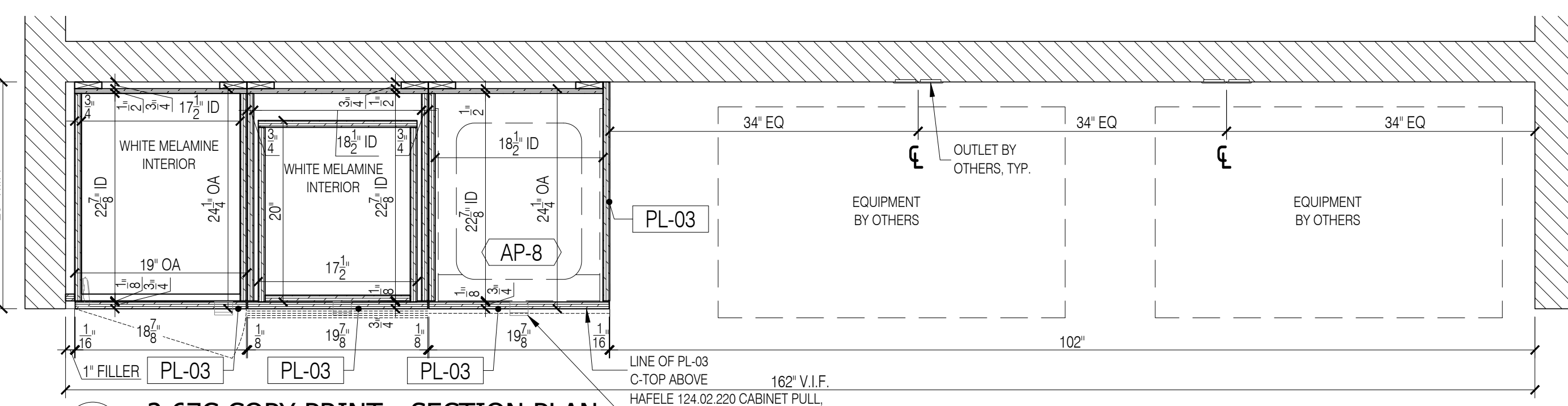
NOTE:
V.I.F. CEILING HEIGHTS HOLD SPACING FROM COUNTERTOP TO UPpers. IF NECESSARY, SHORTEN THE HEIGHT OF UPPER CABINETS TO ACCOMMODATE FOR ADJUSTED CEILING HEIGHT.



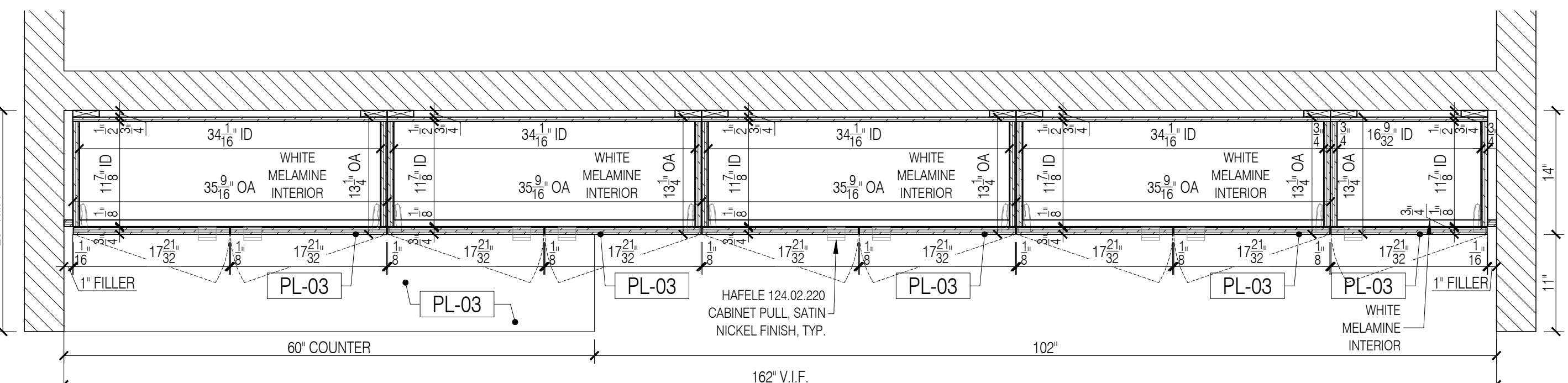
1 2.67C COPY PRINT - PLAN
Scale: 1"=1'-0"



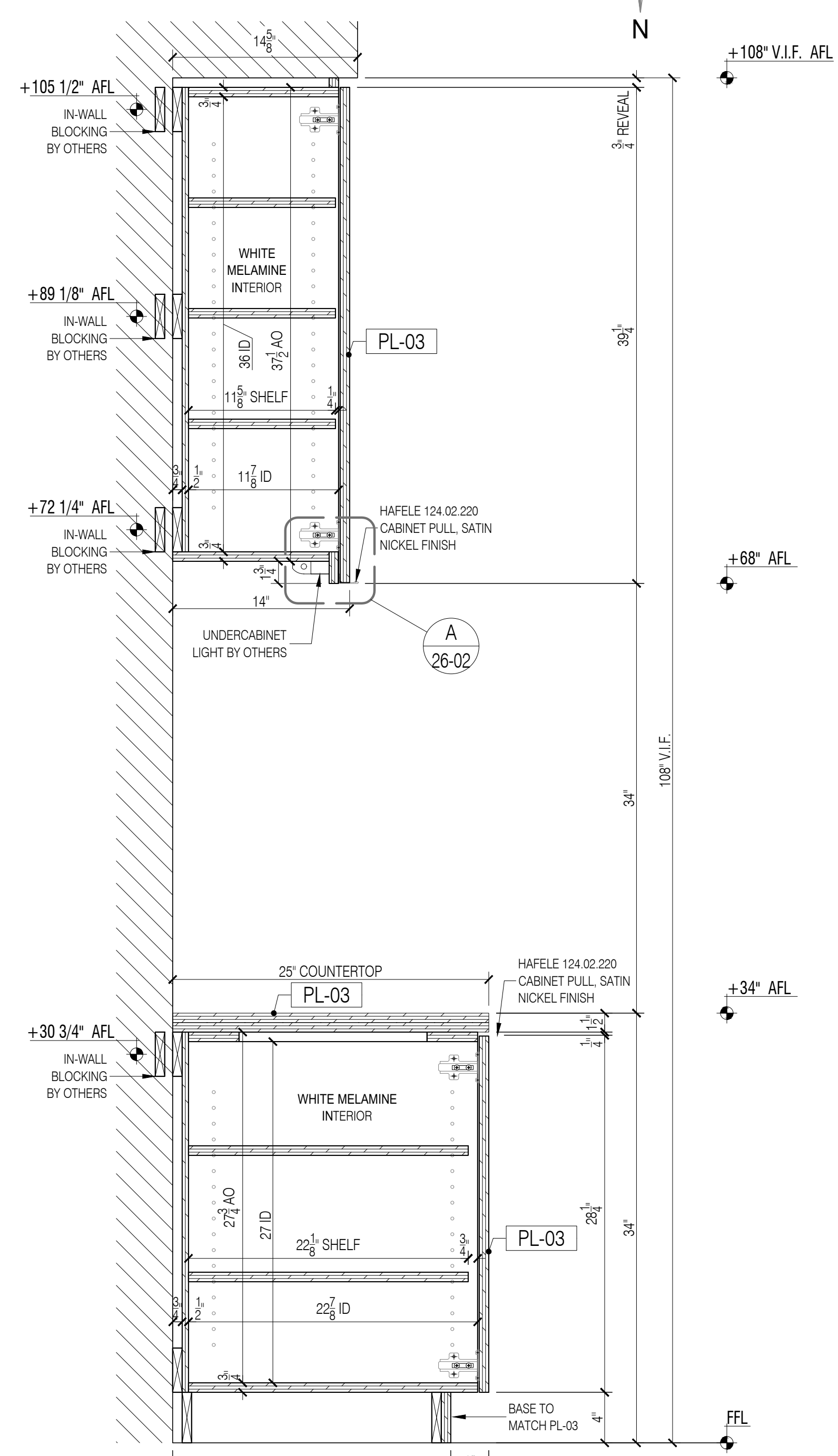
2 2.67C COPY PRINT - ELEVATION
Scale: 1"=1'-0"



3 2.67C COPY PRINT - SECTION PLAN
Scale: 1"=1'-0"



4 2.67C COPY PRINT - SECTION PLAN
Scale: 1"=1'-0"



5 COPY ROOM - SECTION
Scale: 1-1/2"=1'-0"

- GENERAL NOTES**
- SEE ARCHITECTURAL DWG FOR FINISH SCHEDULE
 - ARCHITECT PLEASE CONFIRM ALL MARKED/NOTED CONDITIONS
 - ALL DIMENSIONS ARE VERIFY IN THE FIELD
- ALL EDGES ARE TAPPED TO MATCH FACE FINISH U.N.O.
 - GO TO COORDINATE EXACT LOCATION OF OUTLET WITH MILLWORK
 - GO TO PROVIDE ALL NECESSARY BLOCKING AS REQUIRED

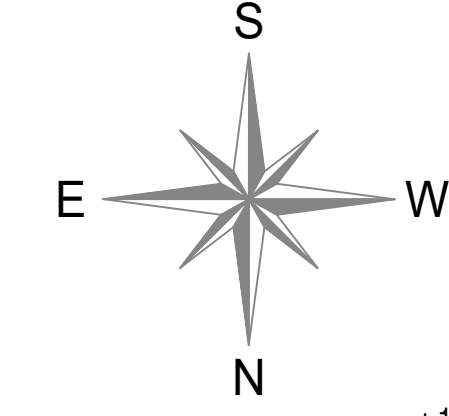
QUANTITY

ITEM #	FLOOR	DESCRIPTION	QTY	SUB TOTAL
19.	2ND.	COPY PRINT	1 EA.	
TOTAL			1 EA.	

- REFERENCE DWG :**
- A-101.00
 - A-703.00
 - A-801.00
 - PRE-CONSTRUCTION REV. 21, DECEMBER, 2020

APPLIANCE SCHEDULE

AP-9	TRASH BIN / HAFELE / MX WASTE BIN
------	-----------------------------------

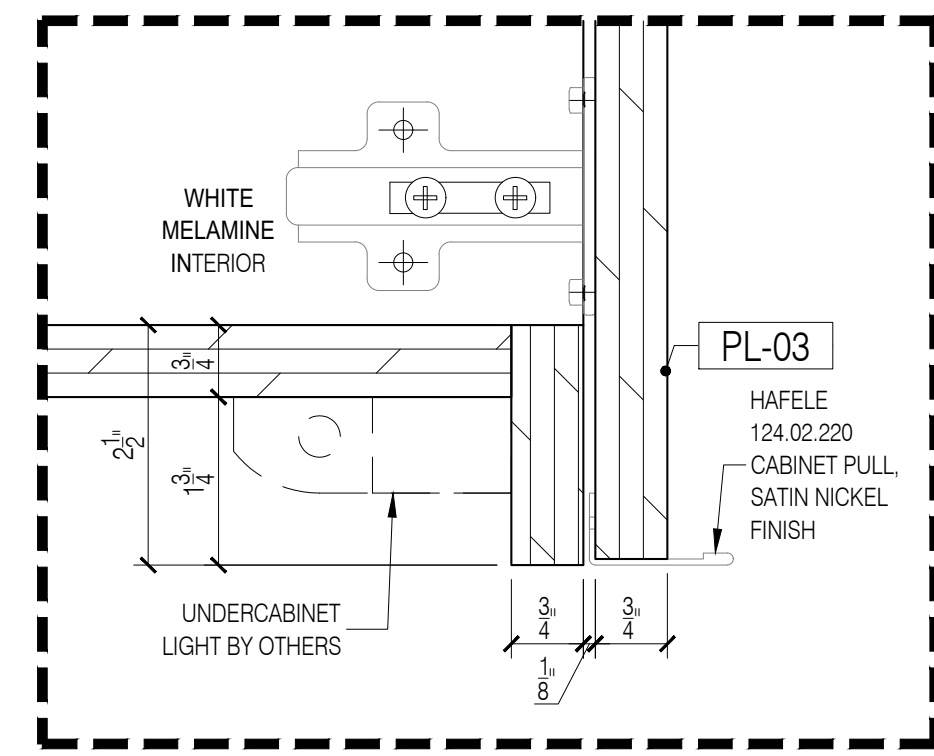


DATE:	04/09/2021
NAME:	M.K.
REVISIONS:	FOR APPROVAL
NO:	1
	2

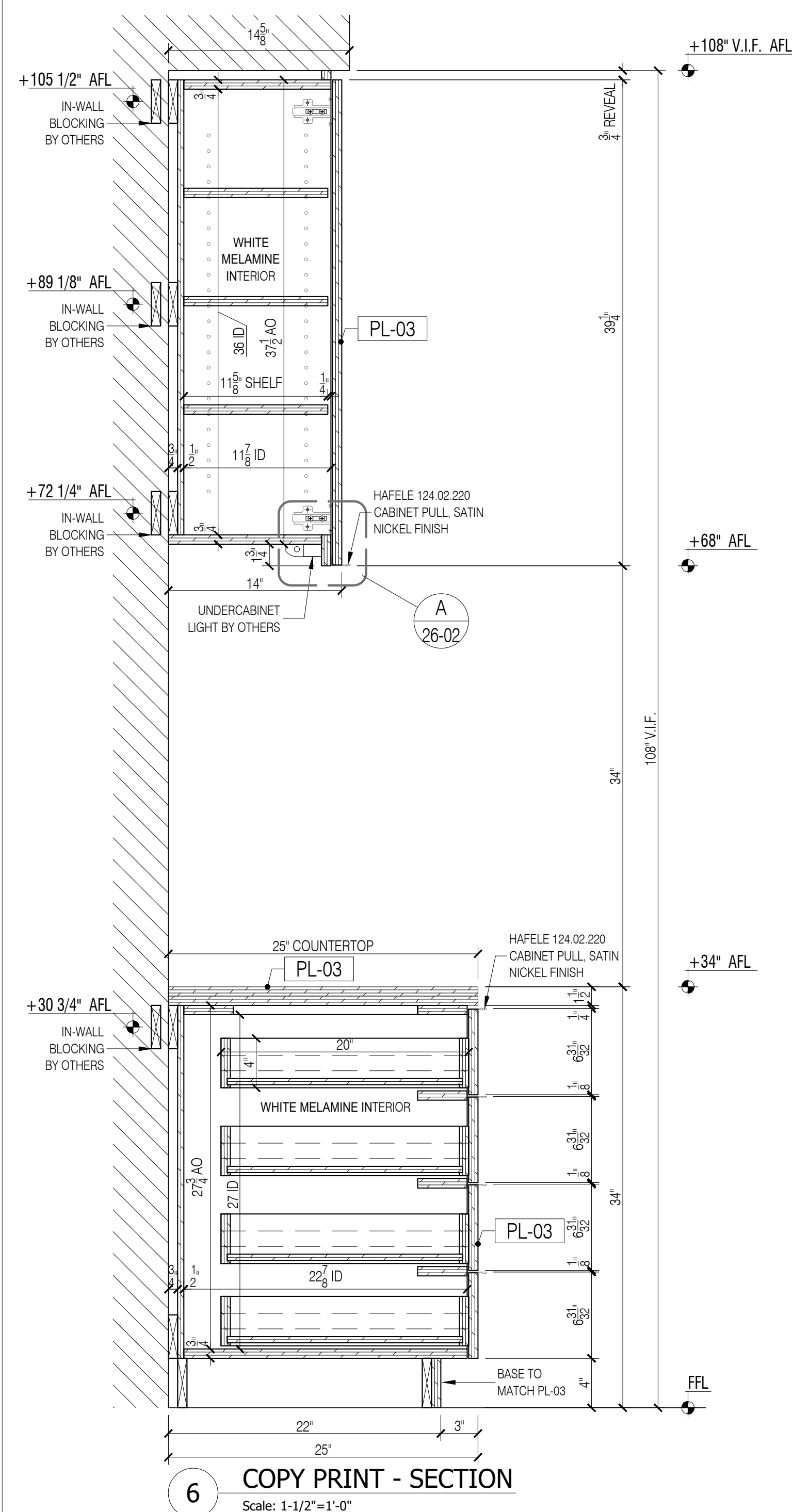
SAMPLE PROJECT



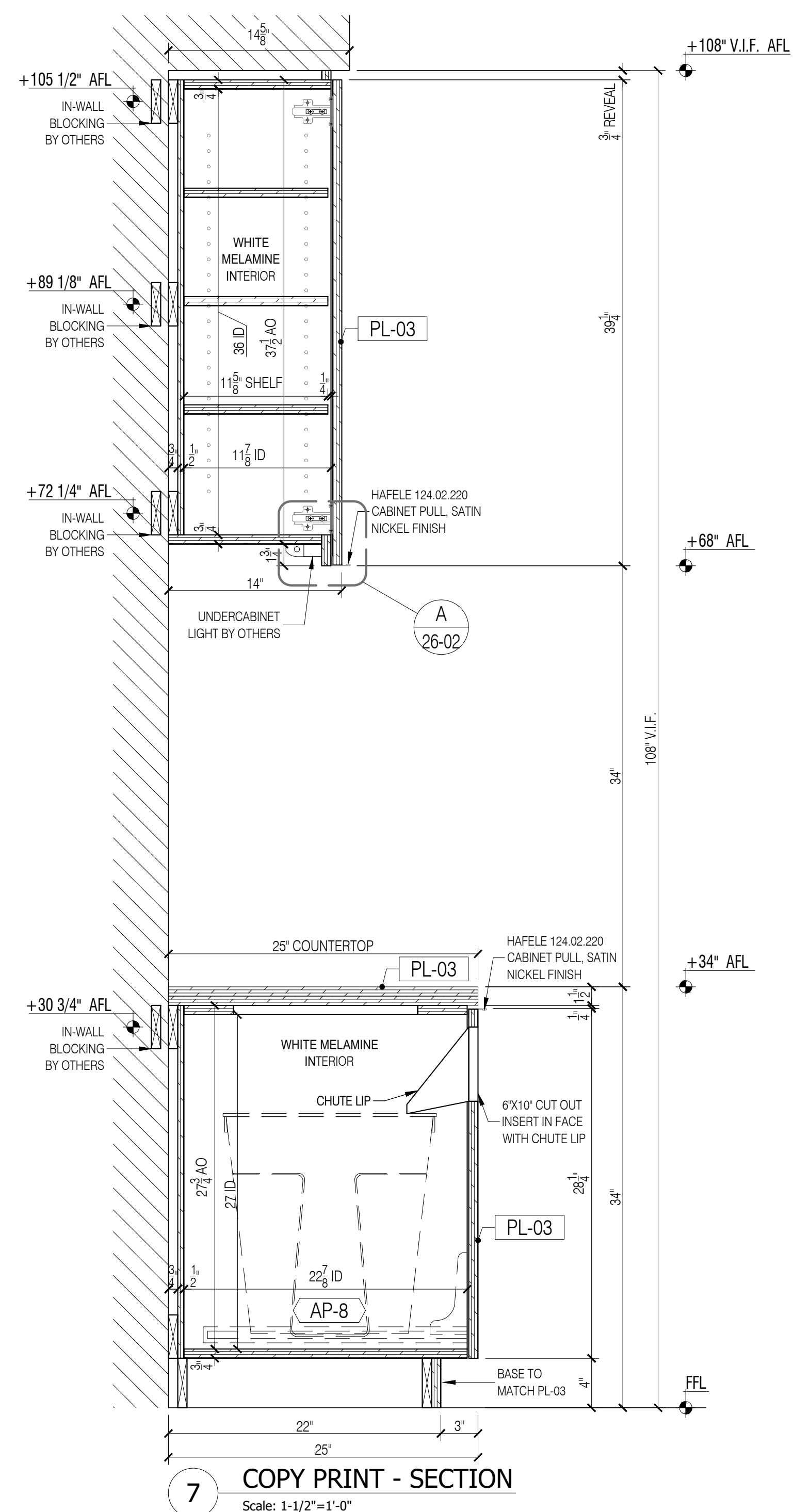
DATE :	04/09/2021
DRAWN BY :	M.K.
ARCHITECT :	TPG ARCHITECTURE 1300 WALT WHITMAN ROAD, MELVILLE, NY 11747
CONTRACTOR :	
DRAWING TITLE :	COPY PRINT PLAN, ELEVATION, SECTIONS
ROOM OR SPACE :	2.67C
FLOOR :	2ND.
PROJECT NUMBER:	418-20
DRAWING NUMBER:	26-01
	1 OF 2



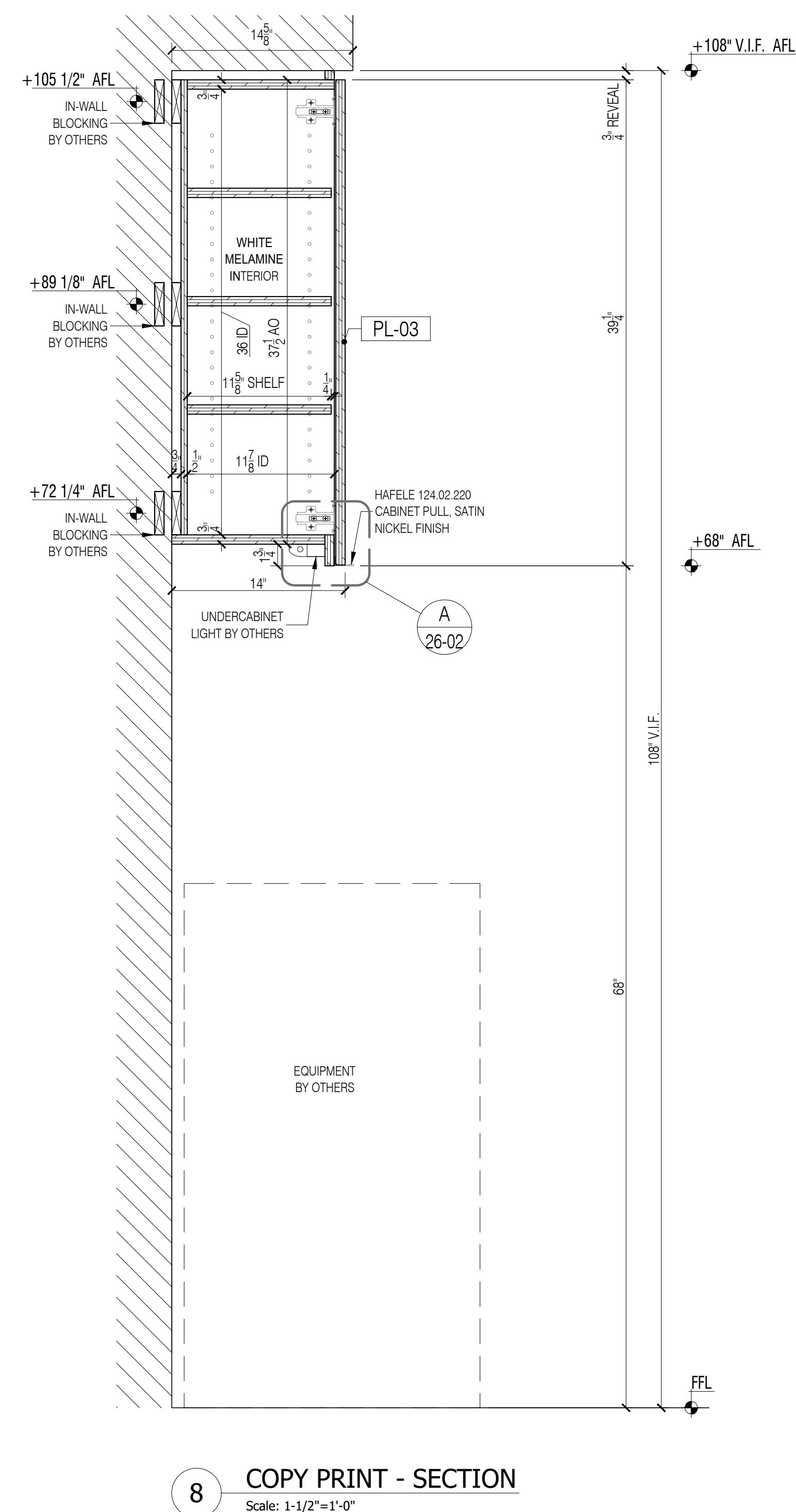
A DETAIL - UNDERCABINET LIGHT
Scale: 6"=1'-0"



6 COPY PRINT - SECTION
Scale: 1-1/2"=1'-0"



7 COPY PRINT - SECTION
Scale: 1-1/2"=1'-0"



8 COPY PRINT - SECTION
Scale: 1-1/2"=1'-0"

GENERAL NOTES

- SEE ARCHITECTURAL DWG FOR FINISH SCHEDULE
- ARCHITECT PLEASE CONFIRM ALL MARKED/NOTED CONDITIONS
- ALL DIMENSIONS ARE VERIFY IN THE FIELD

- ALL EDGES ARE TAPPED TO MATCH FACE FINISH U.N.O.
- GC TO COORDINATE EXACT LOCATION OF OUTLET WITH MILLWORK
- GC TO PROVIDE ALL NECESSARY BLOCKING AS REQUIRED

QUANTITY

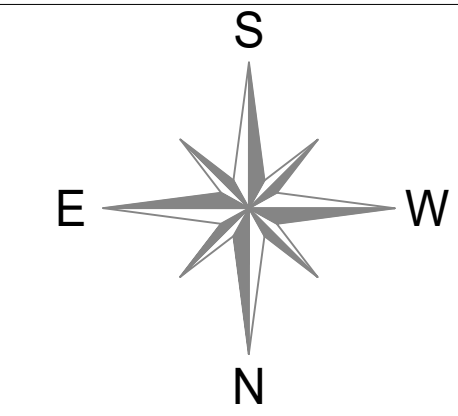
ITEM #	FLOOR	DESCRIPTION	QTY	SUB TOTAL
19	2ND.	COPY PRINT	1 EA.	
TOTAL			1 EA.	

REFERENCE DWG :

- A-101.00
- A-703.00
- A-801.00
- PRE-CONSTRUCTION REV. 21, DECEMBER, 2020

APPLIANCE SCHEDULE

AP-9 - TRASH BIN / HAFELE / MX WASTE BIN



NOTE:
1. FIELD VERIFY ALL ACTUAL FRAMING CONDITIONS & EXTENT OF OPENING PRIOR TO FABRICATION.
2. PROVIDE SOLID IN-WALL BACKING FOR ALL MILLWORK FOR MOUNTING & COORDINATE WITH FRAMER

NOTE:
V.I.F. CEILING HEIGHTS HOLD SPACING FROM COUNTERTOP TO UPERS. IF NECESSARY, SHORTEN THE HEIGHT OF UPPER CABINETS TO ACCOMMODATE FOR ADJUSTED CEILING HEIGHT.

SAMPLE PROJECT



DATE : 04/09/2021

DRAWN BY : M.K.

ARCHITECT : TPG ARCHITECTURE
1300 WALT WHITMAN ROAD, MELVILLE, NY 11747

CONTRACTOR :

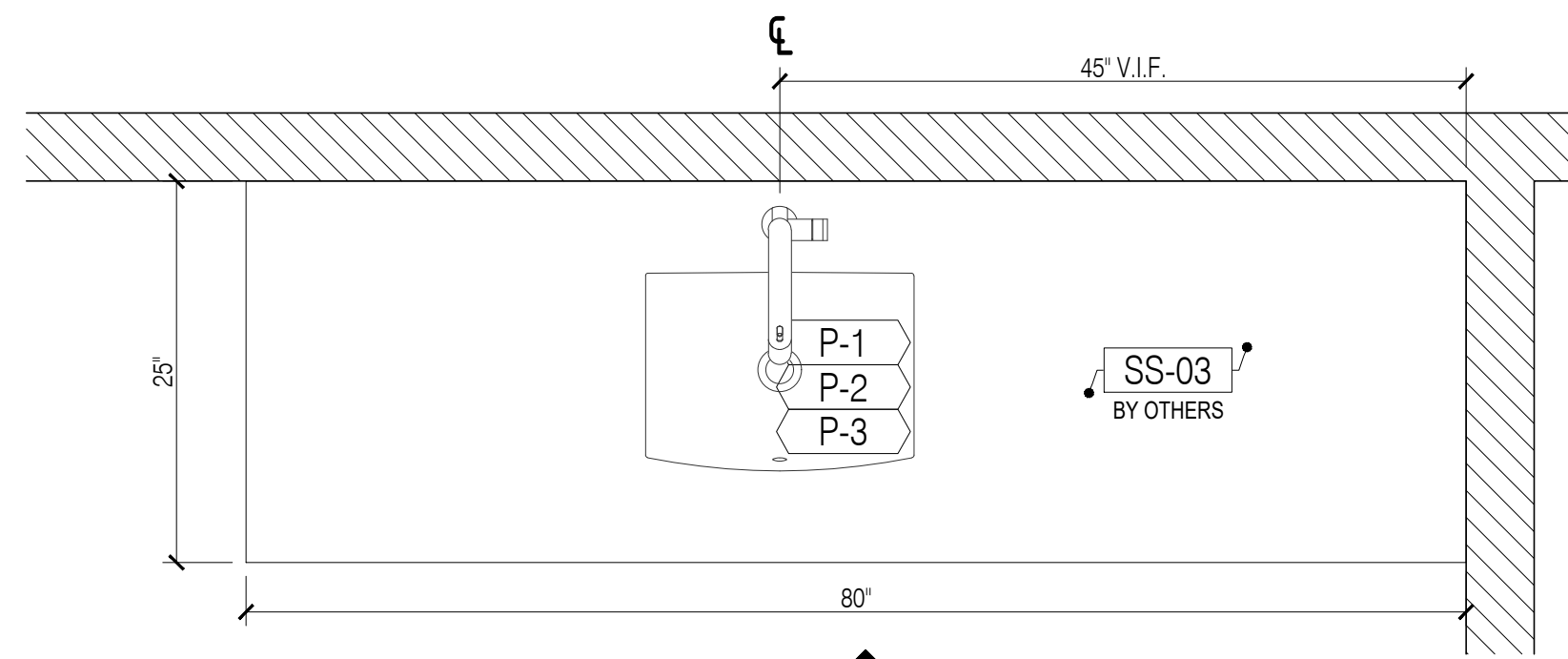
DRAWING TITLE : COPY PRINT SECTIONS, DETAIL

ROOM OR SPACE : 2.67C FLOOR : 2ND.

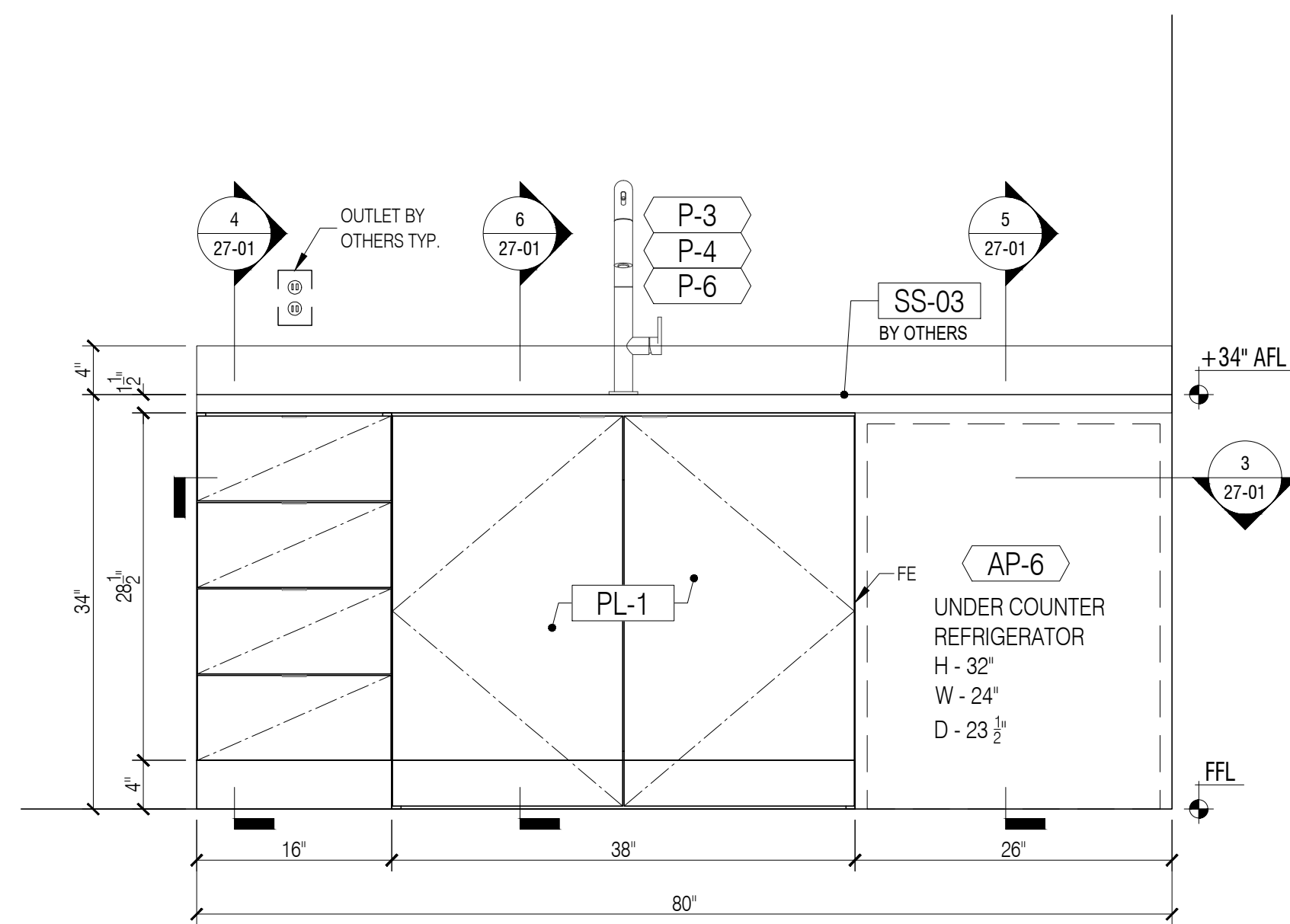
PROJECT NUMBER: 418-20

DRAWING NUMBER:

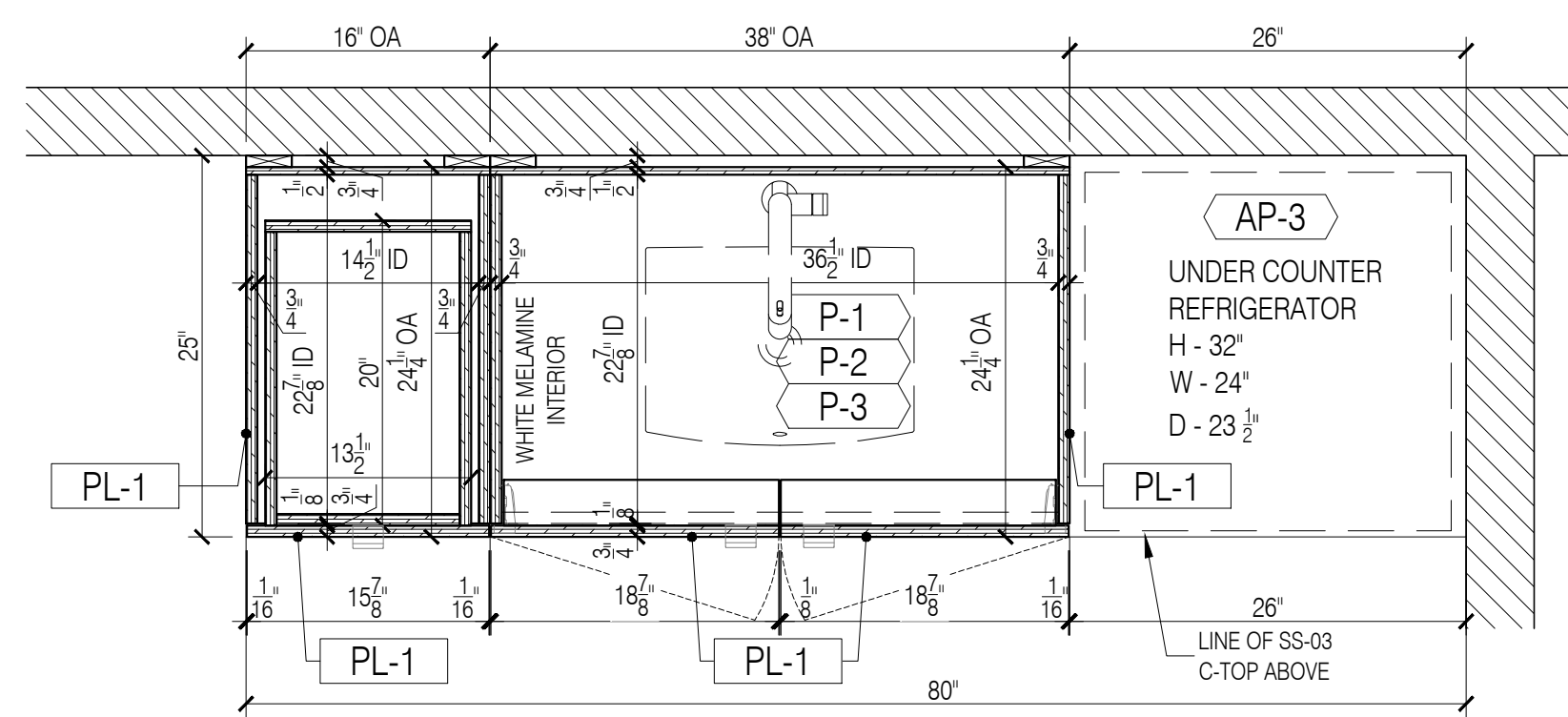
26-02



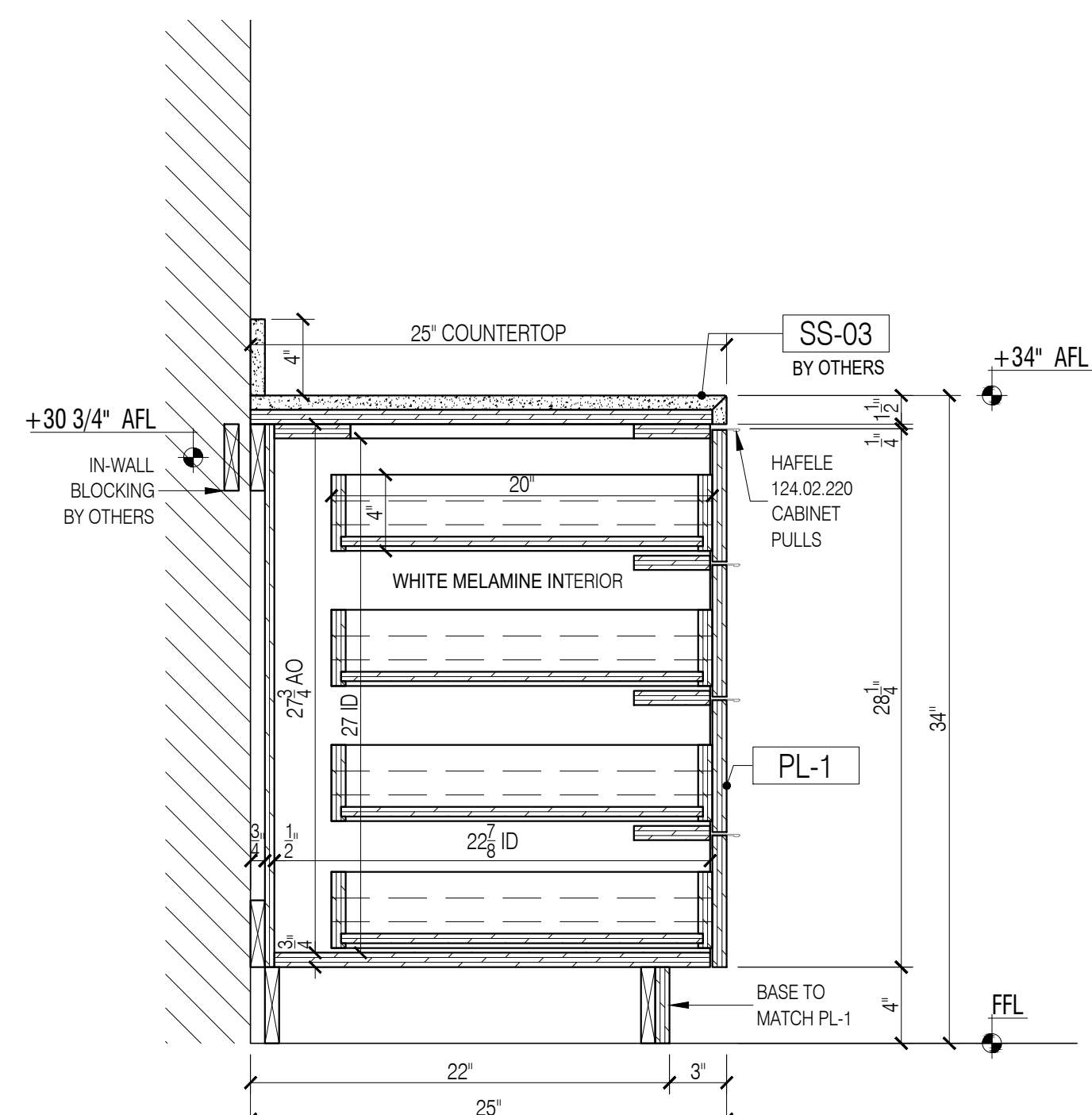
1 WELLNESS ROOM 2.70A - PLAN
Scale: 1"=1'-0"



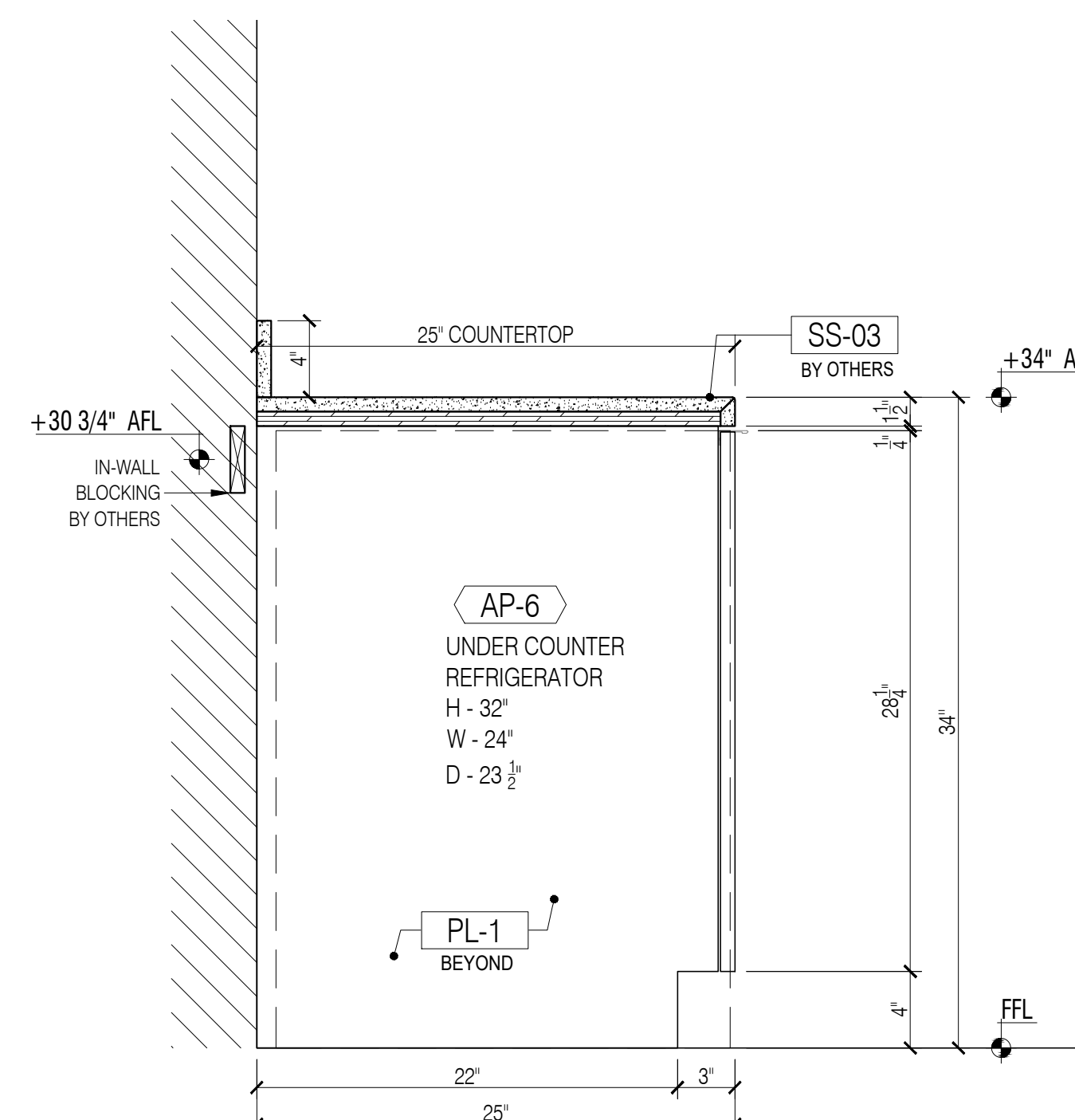
2 WELLNESS ROOM 2.70A - ELEVATION
Scale: 1"=1'-0"



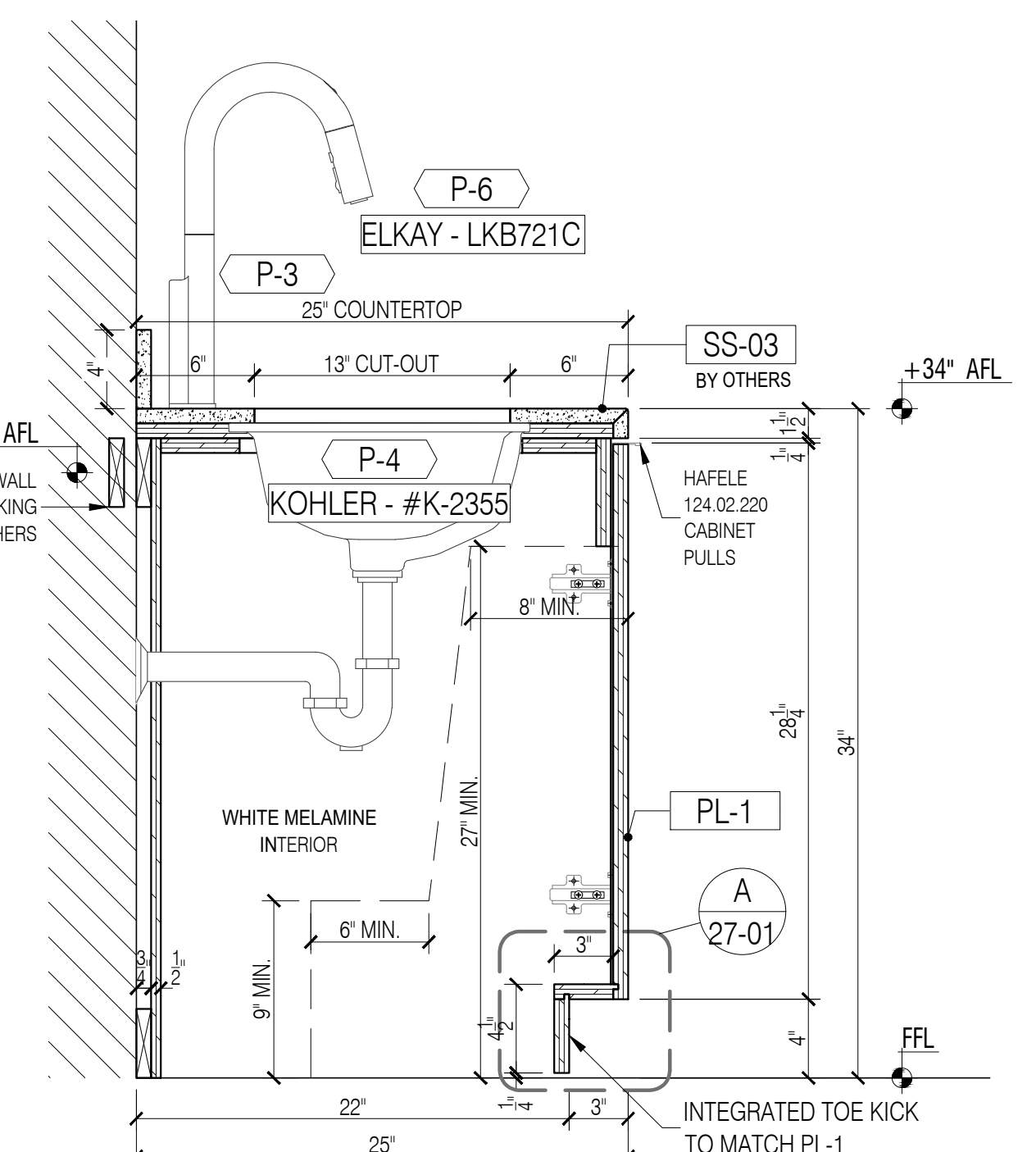
3 WELLNESS ROOM 2.70A - SECTION PLAN
Scale: 1"=1'-0"



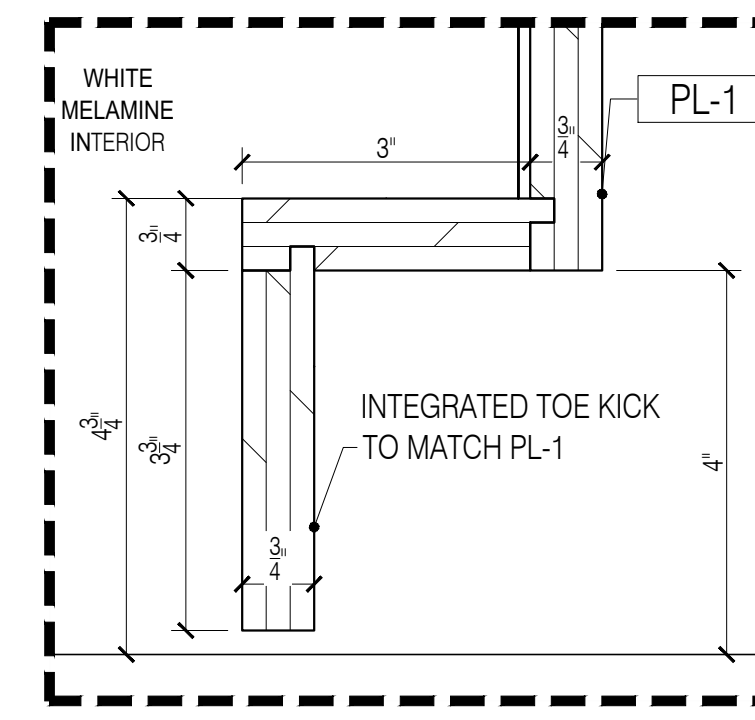
4 WELLNESS ROOM 2.70A - SECTION
Scale: 1-1/2"=1'-0"



5 WELLNESS ROOM 2.70A - SECTION
Scale: 1-1/2"=1'-0"



6 WELLNESS ROOM 2.70A - SECTION
Scale: 1-1/2"=1'-0"



A DETAIL - TOE KICK
Scale: 6"=1'-0"

GENERAL NOTES

- SEE ARCHITECTURAL DWG FOR FINISH SCHEDULE
 - ARCHITECT PLEASE CONFIRM ALL MARKED/NOTED CONDITIONS
 - ALL DIMENSIONS ARE VERIFY IN THE FIELD
- ALL EDGES ARE TAPPED TO MATCH FACE FINISH U.N.O.
 - GC TO COORDINATE EXACT LOCATION OF OUTLET WITH MILLWORK
 - GC TO PROVIDE ALL NECESSARY BLOCKING AS REQUIRED

QUANTITY

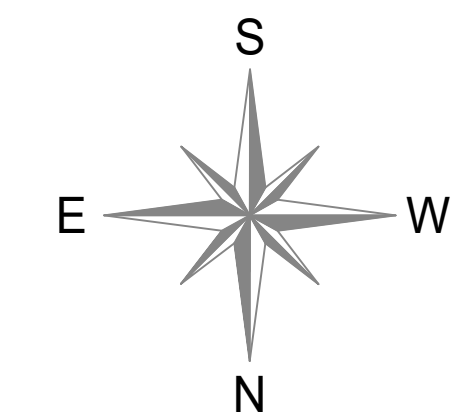
ITEM #	FLOOR	DESCRIPTION	QTY	SUB TOTAL
27.	2ND.	WELLNESS ROOM	1 EA.	
TOTAL			1 EA.	

REFERENCE DWG :

- A-101.00
- 11/A-704.00
- A-801.00
- PRE-CONSTRUCTION REV. 21, DECEMBER, 2020

APPLIANCE SCHEDULE

P-3	- SOAP DISPENSER / TOTO / TES100AA
P-4	- SINK / KOHLER / #K-2355
P-6	- FAUCET/ELKAY/LKB721C



SAMPLE PROJECT



DATE : 04/09/2021

DRAWN BY : G.K.

ARCHITECT :
TPG ARCHITECTURE
1300 WALT WHITMAN ROAD, MELVILLE, NY 11747

CONTRACTOR :

DRAWING TITLE :

WELLNESS ROOM
PLAN, ELEVATION, SECTIONS

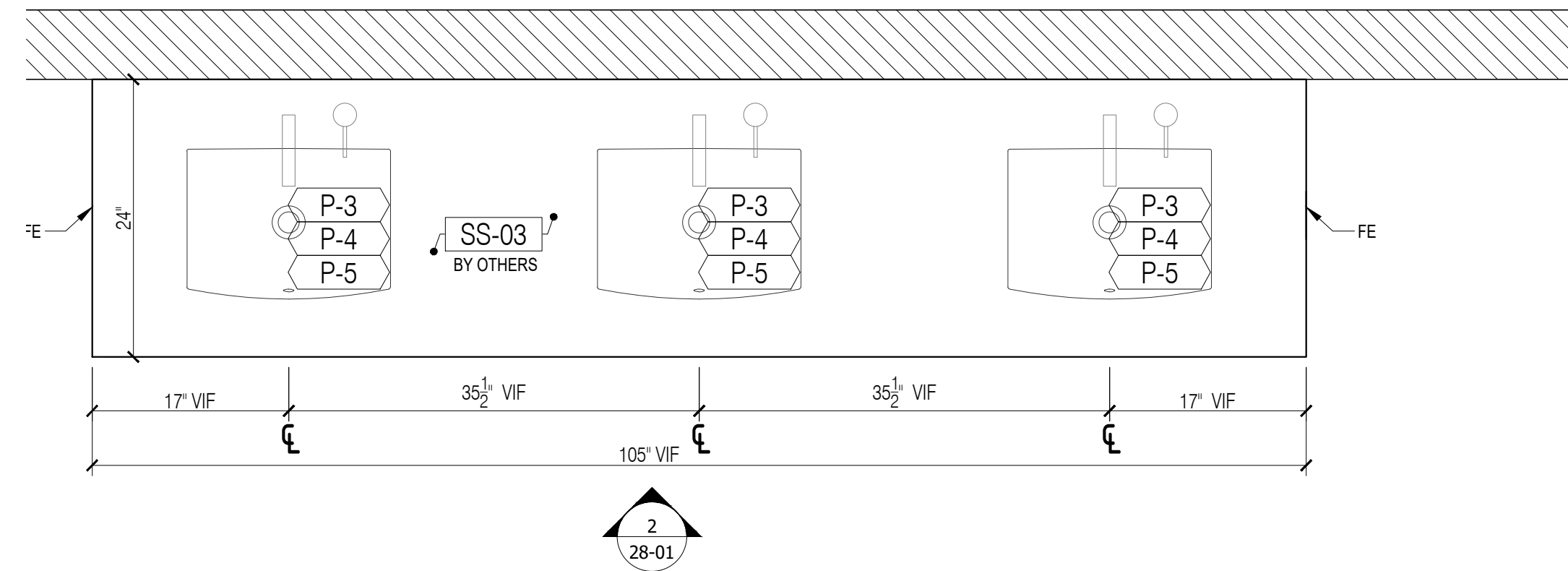
ROOM OR FLOOR :
SPACE : 2.70A 2ND.

PROJECT NUMBER:
418-20

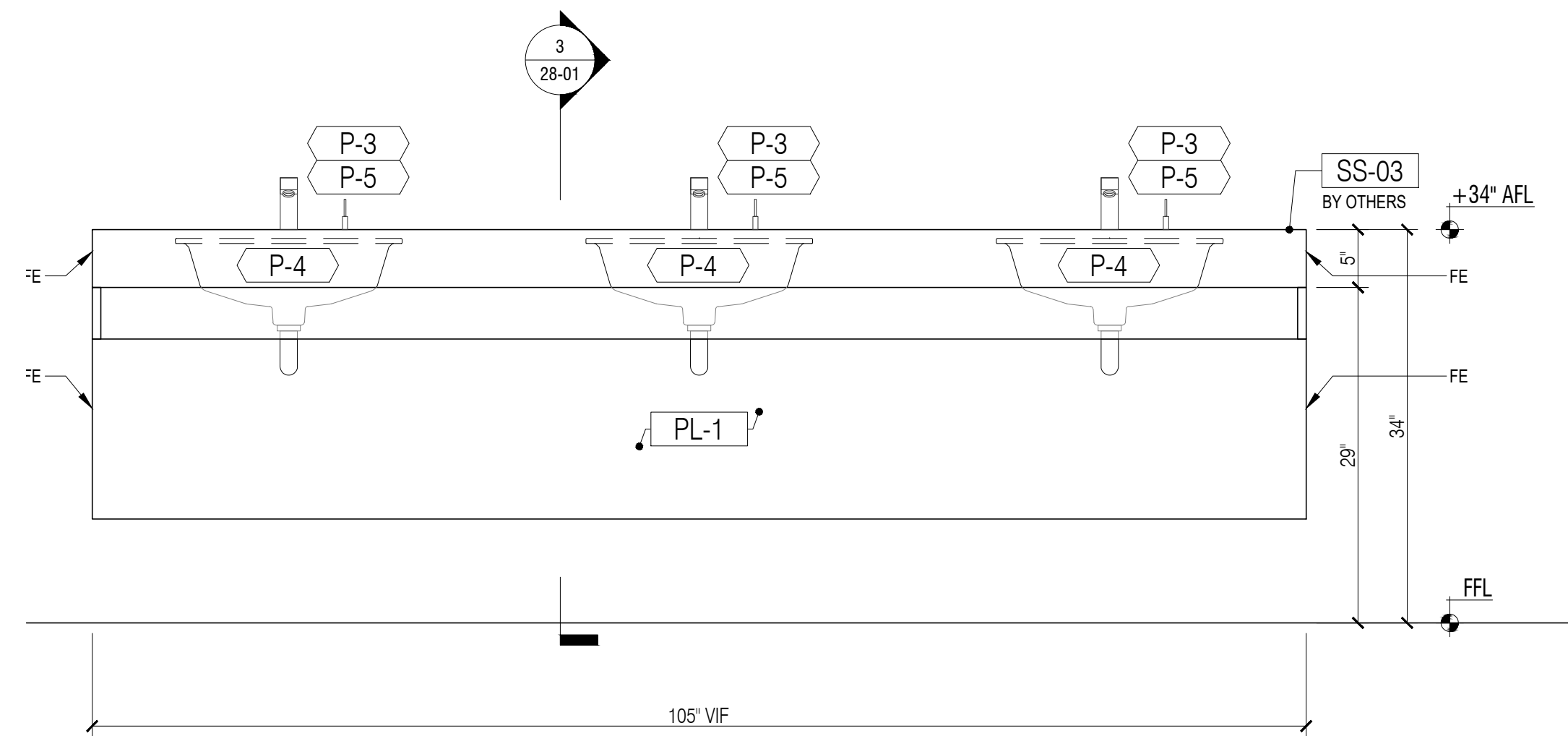
DRAWING NUMBER:

27-01

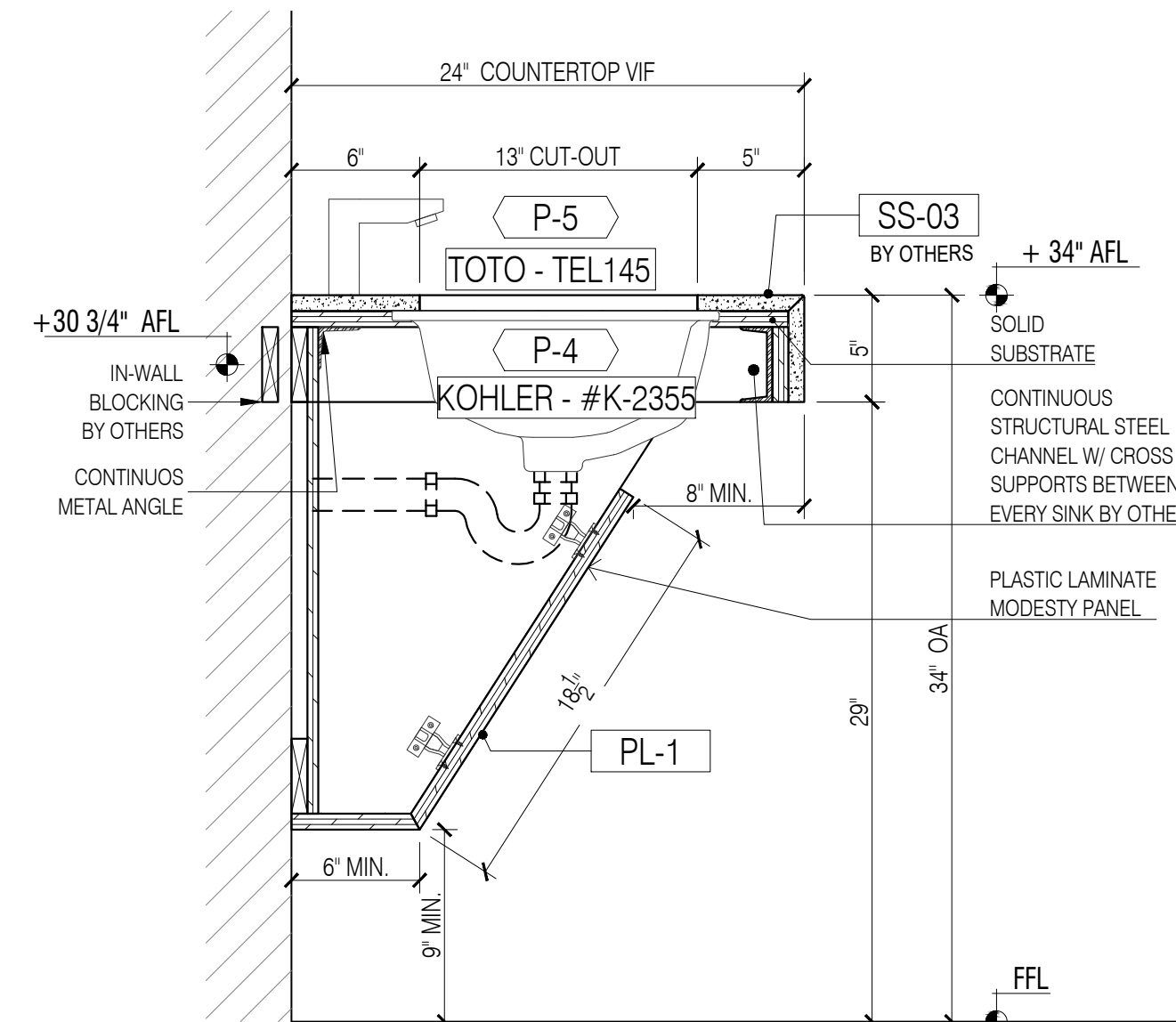
NOTE:
GC TO COORDINATE SINK LOCATIONS
TO ALLOW FOR PAPER DISPENSER
BETWEEN MIRRORS. MIRRORS TO BE
ON CENTER WITH SINKS



1 MEN'S RRESTROOM 2.70A - PLAN VIEW
Scale: 1" = 1'-0"



2 MEN'S RRESTROOM 2.70A - ELEVATION
Scale: 1" = 1'-0"



3 MEN'S RRESTROOM 2.70A - SECTION
Scale: 1-1/2"=1'-0"

GENERAL NOTES

- SEE ARCHITECTURAL DWG FOR FINISH SCHEDULE
- ARCHITECT PLEASE CONFIRM ALL MARKED/NOTED CONDITIONS
- ALL DIMENSIONS ARE VERIFY IN THE FIELD

- ALL EDGES ARE TAPPED TO MATCH FACE FINISH U.N.O.
- GC TO COORDINATE EXACT LOCATION OF OUTLET WITH MILLWORK
- GC TO PROVIDE ALL NECESSARY BLOCKING AS REQUIRED

QUANTITY

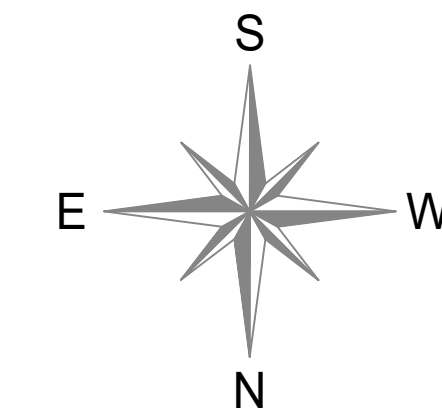
ITEM #	FLOOR	DESCRIPTION	QTY	SUB TOTAL
28	2ND.	MEN'S RR VANITY	1 EA.	
TOTAL			1 EA.	

REFERENCE DWG :

- A-101.00
- A-704.00
- A-801.00
- PRE-CONSTRUCTION REV. 21, DECEMBER, 2020

APPLIANCE SCHEDULE

P-3	SOAP DISPENSER / TOTO / TES100AA
P-4	SINK / KOHLER / #K-2355
P-5	FAUCET/TOTO/TEL145



SAMPLE
PROJECT

Finpoint
Accelerating Excellence

DATE :
04/09/2021

DRAWN BY :
G.K.

ARCHITECT :
TPG ARCHITECTURE
1300 WALT WHITMAN ROAD, MELVILLE, NY 11747

CONTRACTOR :

DRAWING TITLE :
MEN'S RERTROOM
PLAN, ELEVATION, SECTION

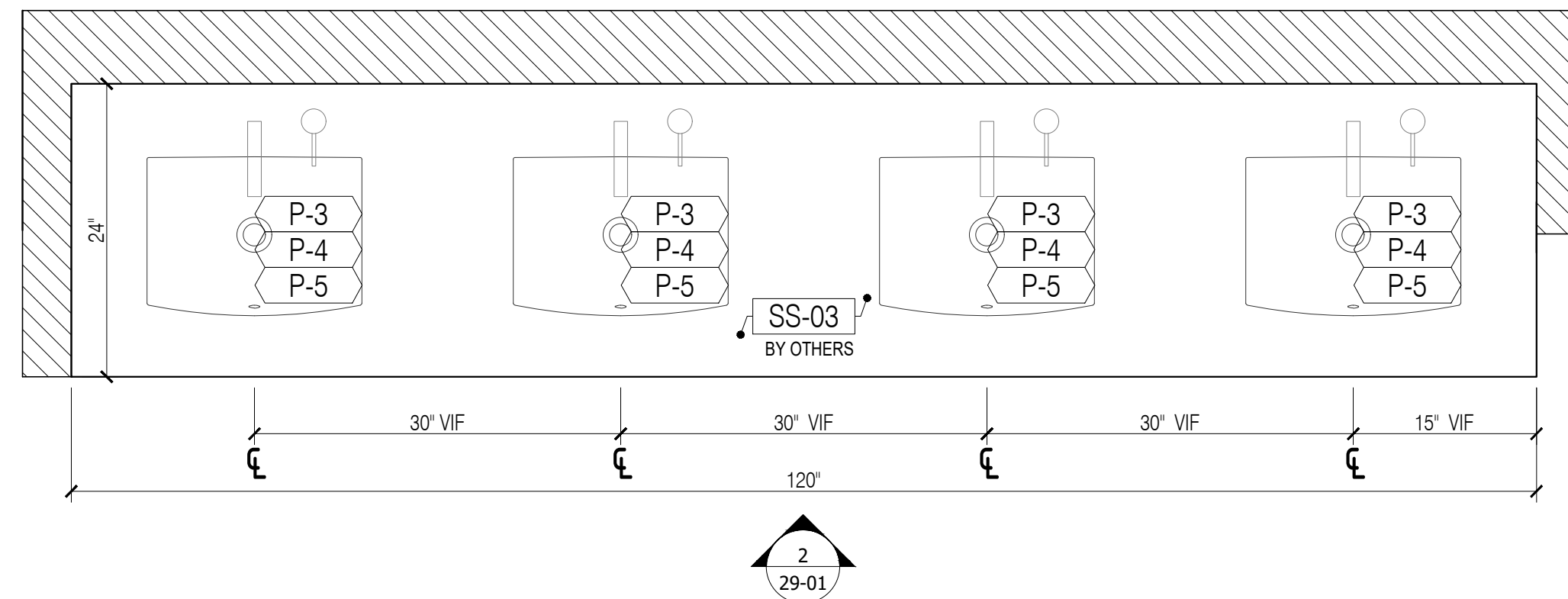
ROOM OR FLOOR :
SPACE :
2.70A 2ND.

PROJECT NUMBER:
418-20

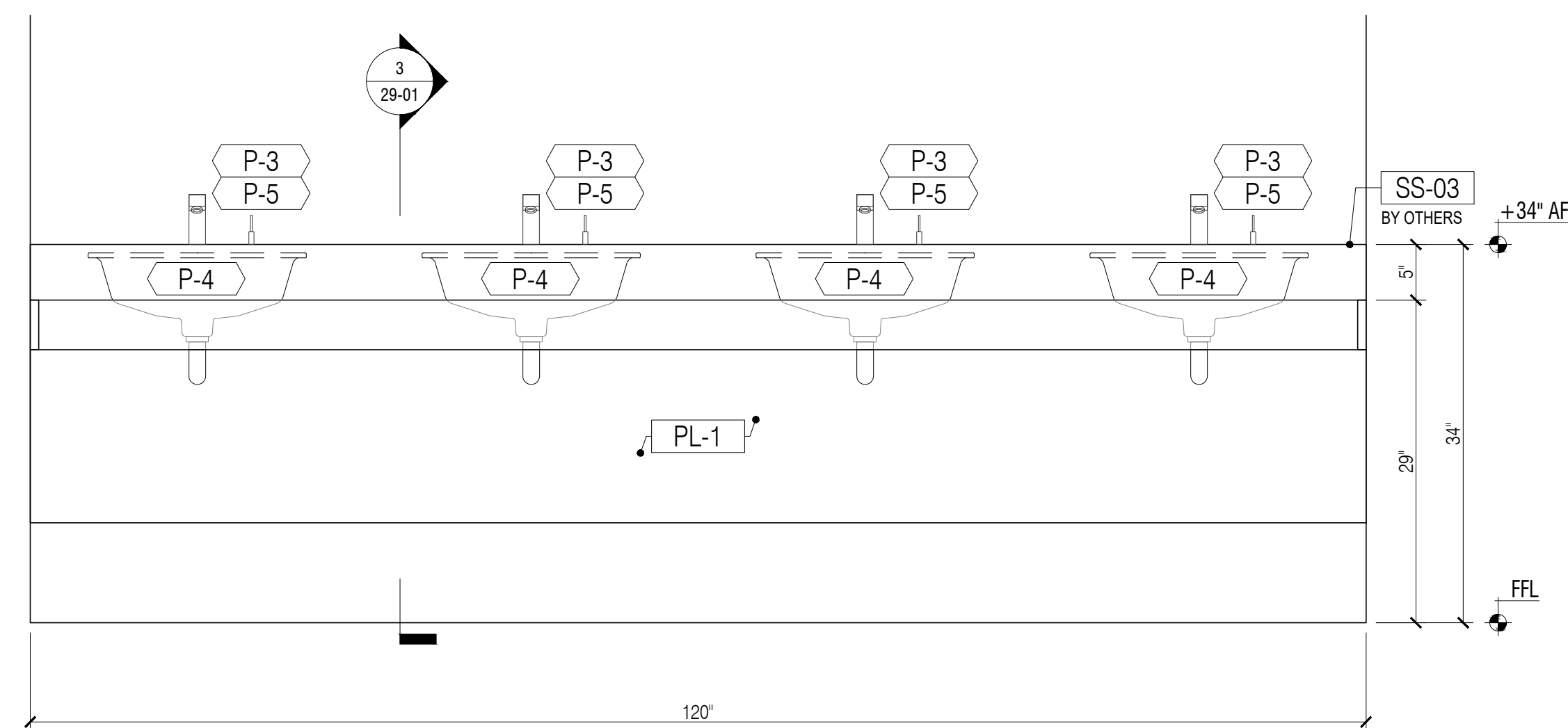
DRAWING NUMBER:

28-01

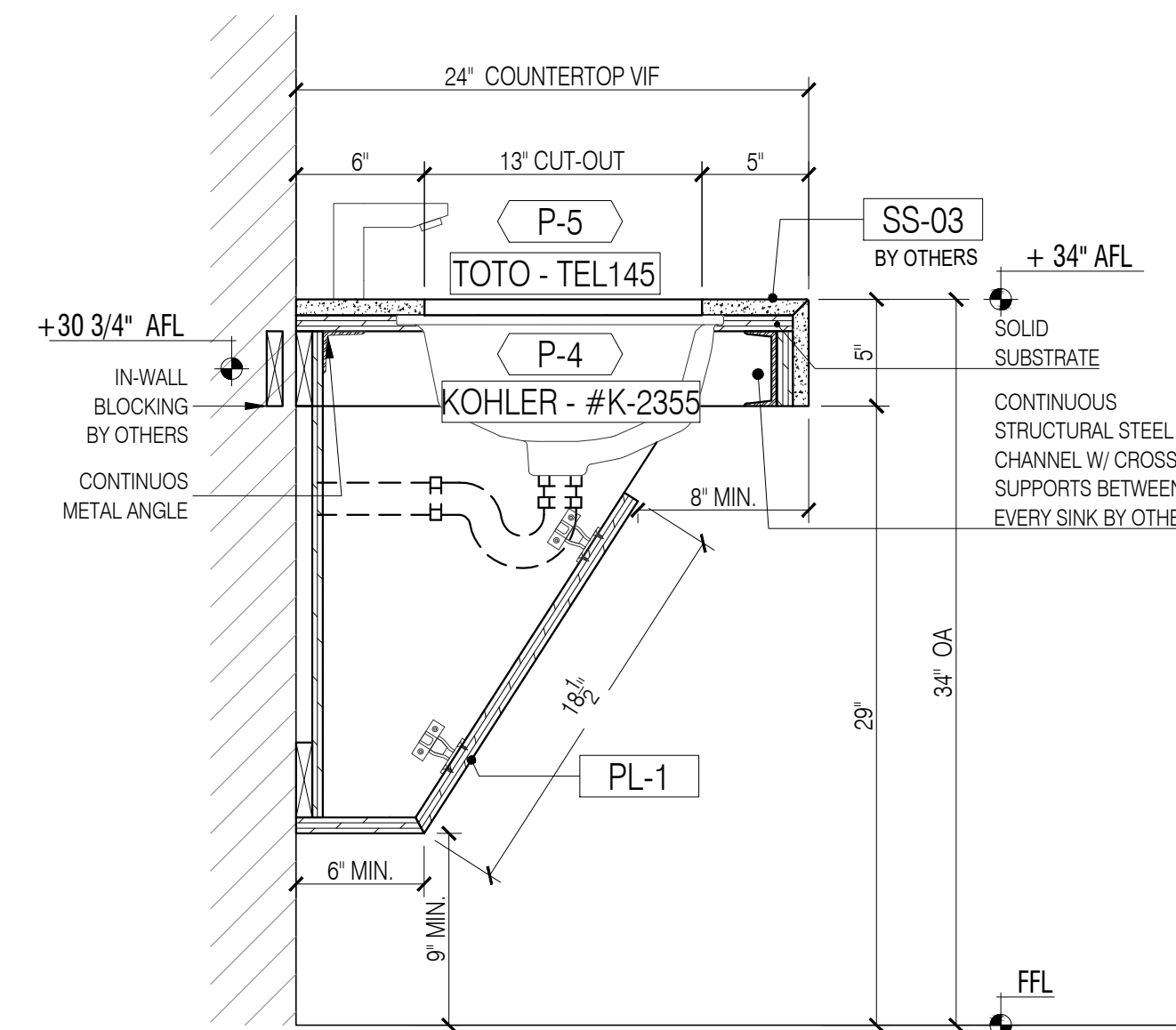
NOTE:
GC TO COORDINATE SINK LOCATIONS
TO ALLOW FOR PAPER DISPENSER
BETWEEN MIRRORS. MIRRORS TO BE
ON CENTER WITH SINKS



1 WOMEN'S RESTROOM 2.70A - PLAN VIEW
Scale: 1" = 1'-0"



2 WOMEN'S RESTROOM 2.70A - ELEVATION
Scale: 1" = 1'-0"



3 WOMEN'S RESTROOM 2.70A - SECTION
Scale: 1-1/2" = 1'-0"

GENERAL NOTES

- SEE ARCHITECTURAL DWG FOR FINISH SCHEDULE
- ARCHITECT PLEASE CONFIRM ALL MARKED/NOTED CONDITIONS
- ALL DIMENSIONS ARE VERIFY IN THE FIELD

- ALL EDGES ARE TAPPED TO MATCH FACE FINISH U.N.O.
- GC TO COORDINATE EXACT LOCATION OF OUTLET WITH MILLWORK
- GC TO PROVIDE ALL NECESSARY BLOCKING AS REQUIRED

QUANTITY

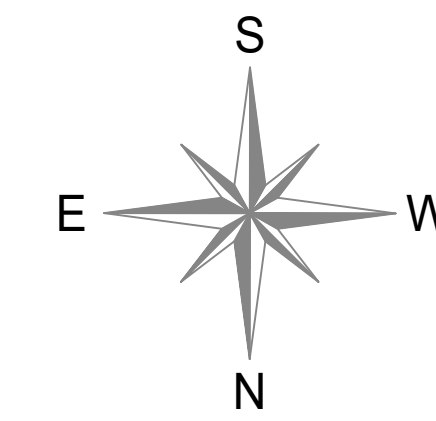
ITEM #	FLOOR	DESCRIPTION	QTY	SUB TOTAL
6	2ND.	WOMEN'S RR VANITY	1 EA.	
TOTAL			1 EA.	

REFERENCE DWG :

- A-101.00
- A-704.00
- A-801.00
- PRE-CONSTRUCTION REV. 21, DECEMBER, 2020

APPLIANCE SCHEDULE

P-3	SOAP DISPENSER / TOTO / TES100AA
P-4	SINK / KOHLER / #K-2355
P-5	FAUCET/TOTO/TEL145



SAMPLE PROJECT



DATE : 04/09/2021

DRAWN BY : G.K.

ARCHITECT :
TPG ARCHITECTURE
1300 WALT WHITMAN ROAD, MELVILLE, NY 11747

CONTRACTOR :

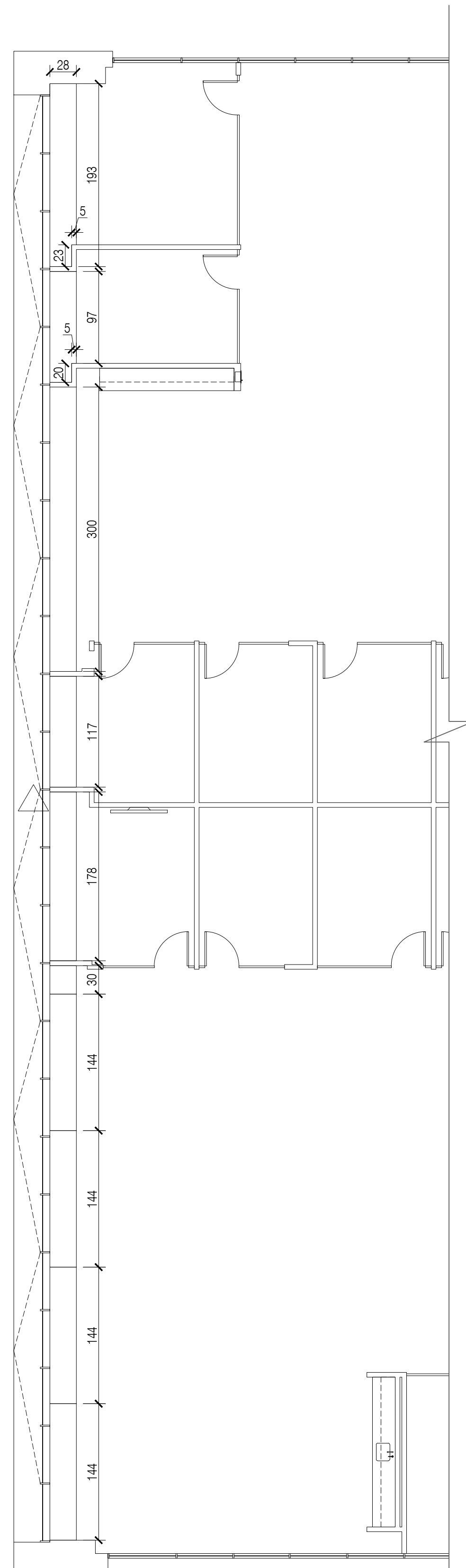
DRAWING TITLE :
WOMEN'S RERTROOM
PLAN, ELEVATION, SECTION

ROOM OR SPACE :
2.70A 2ND.

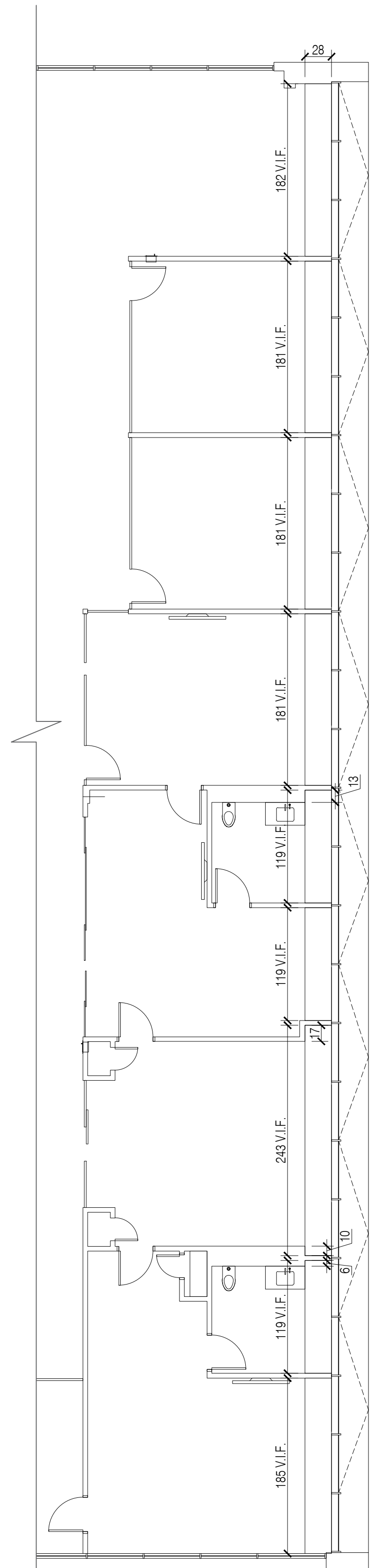
PROJECT NUMBER:
418-20

DRAWING NUMBER:

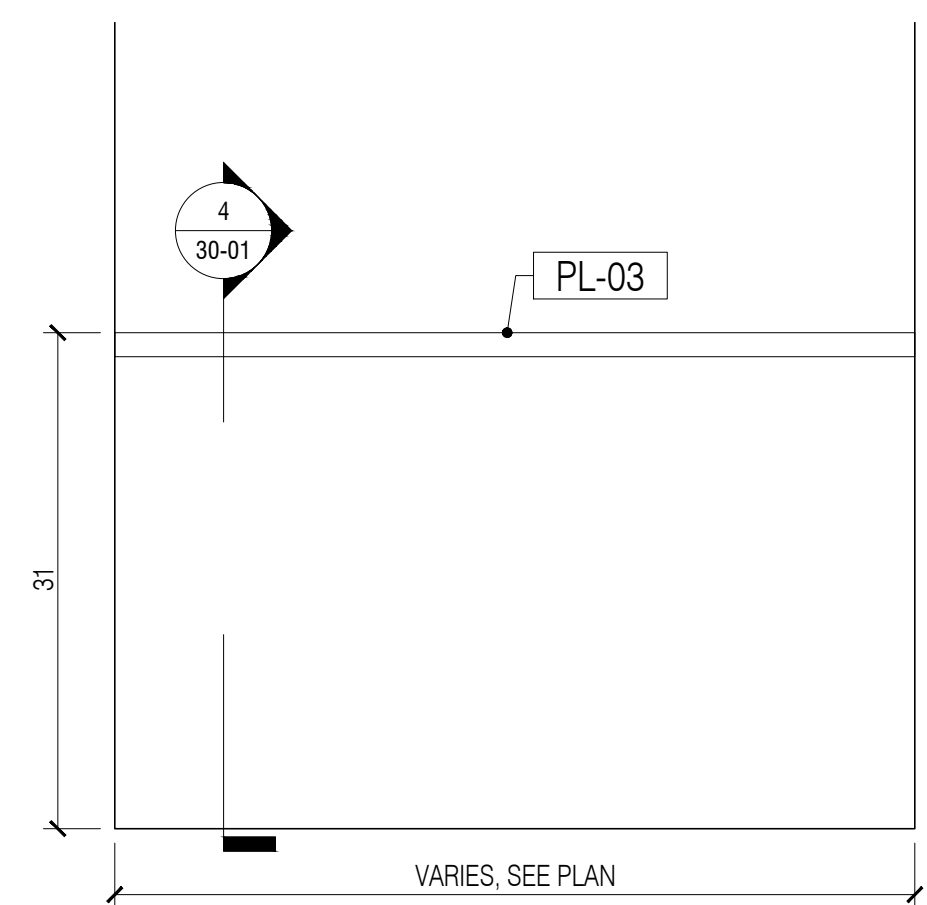
29-01



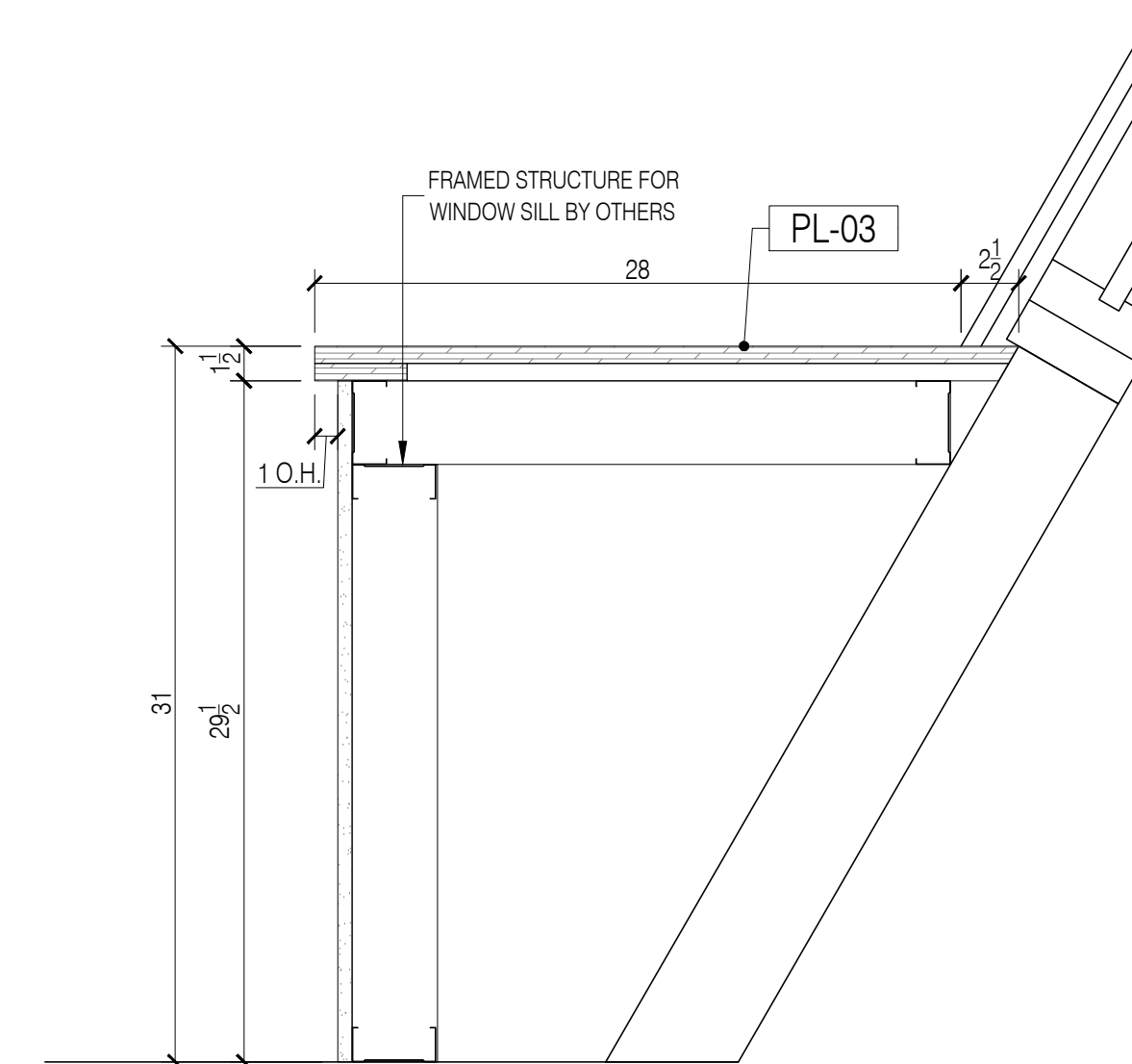
1 WINDOW SILL - PLAN
Scale: 1/8" = 1'-0"



2 WINDOW SILL - PLAN
Scale: 1/8" = 1'-0"



3 WINDOW SILL - ELEVATION
Scale: 1" = 1'-0"



4 WINDOW SILL - SECTION
Scale: 1-1/2" = 1'-0"

GENERAL NOTES

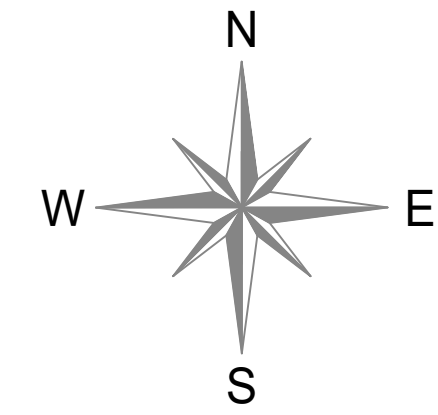
- SEE ARCHITECTURAL DWG FOR FINISH SCHEDULE
- ARCHITECT PLEASE CONFIRM ALL MARKED/NOTED CONDITIONS
- ALL DIMENSIONS ARE VERIFY IN THE FIELD

- ALL EDGES ARE TAPPED TO MATCH FACE FINISH U.N.O.
- GC TO COORDINATE EXACT LOCATION OF OUTLET WITH MILLWORK
- GC TO PROVIDE ALL NECESSARY BLOCKING AS REQUIRED

QUANTITY				
ITEM #	FLOOR	DESCRIPTION	QTY	SUB TOTAL
1.	2ND.	WINDOW SILL	15 EA.	
TOTAL			15 EA.	

REFERENCE DWG :

- A-103
- A-801
- ADDENDUM #2, 21, DECEMBER, 2020



NO:	1	REVISIONS:	SUBMISSION FOR APPROVAL	DATE:	10/12/2020
				NAME:	M.Z.

SAMPLE PROJECT



DATE : 10/12/2020

DRAWN BY : M.Z.

ARCHITECT :
TPG RACHITECTURE
1300 WALT WHITMAN ROAD MELVILLE, NY 11747

CONTRACTOR :

DRAWING TITLE :
WINDOW SILL
PLAN, ELEVATION, SECTION

ROOM OR SPACE :
- FLOOR : 2

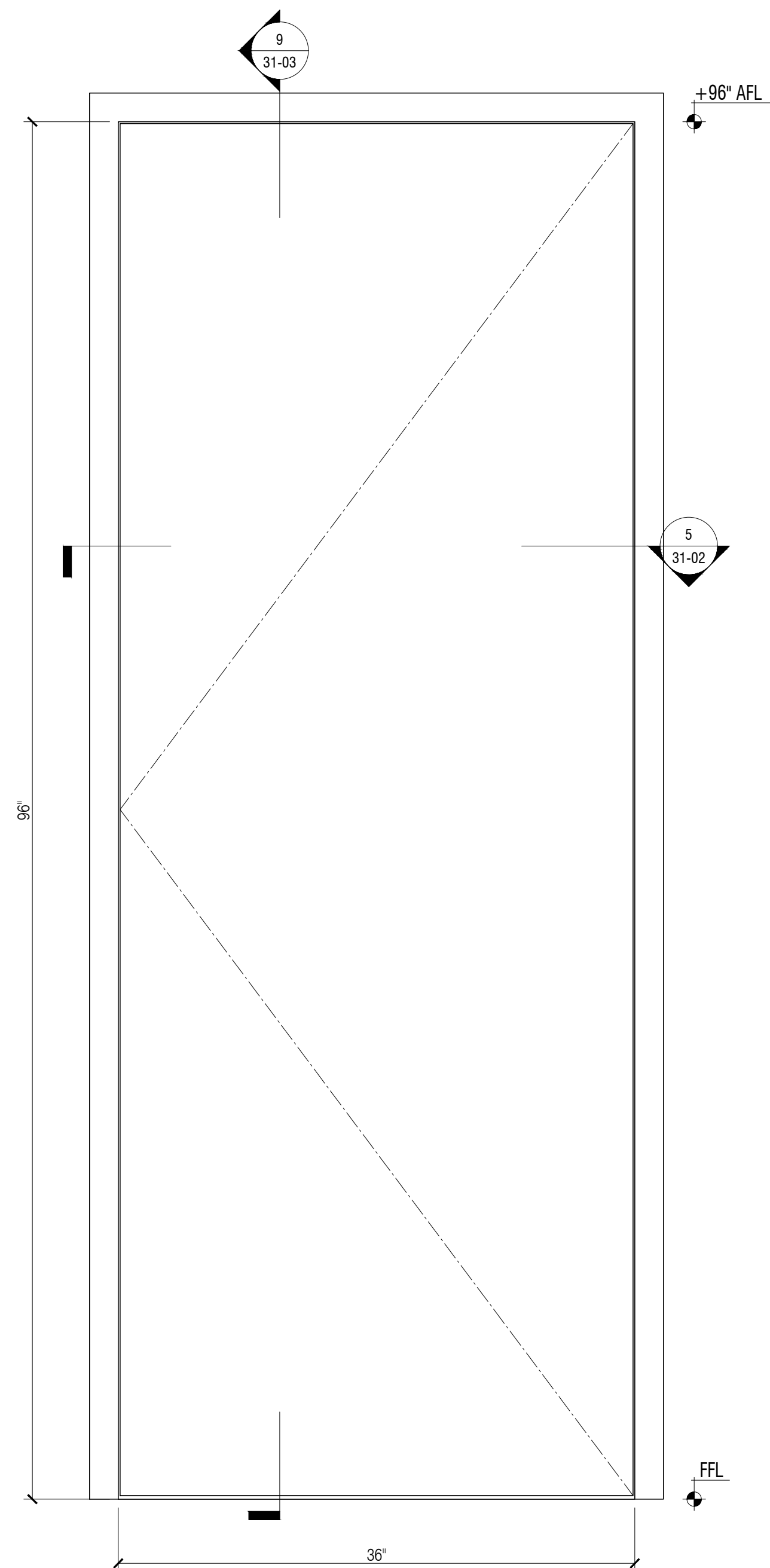
PROJECT NUMBER:
418-20

DRAWING NUMBER:

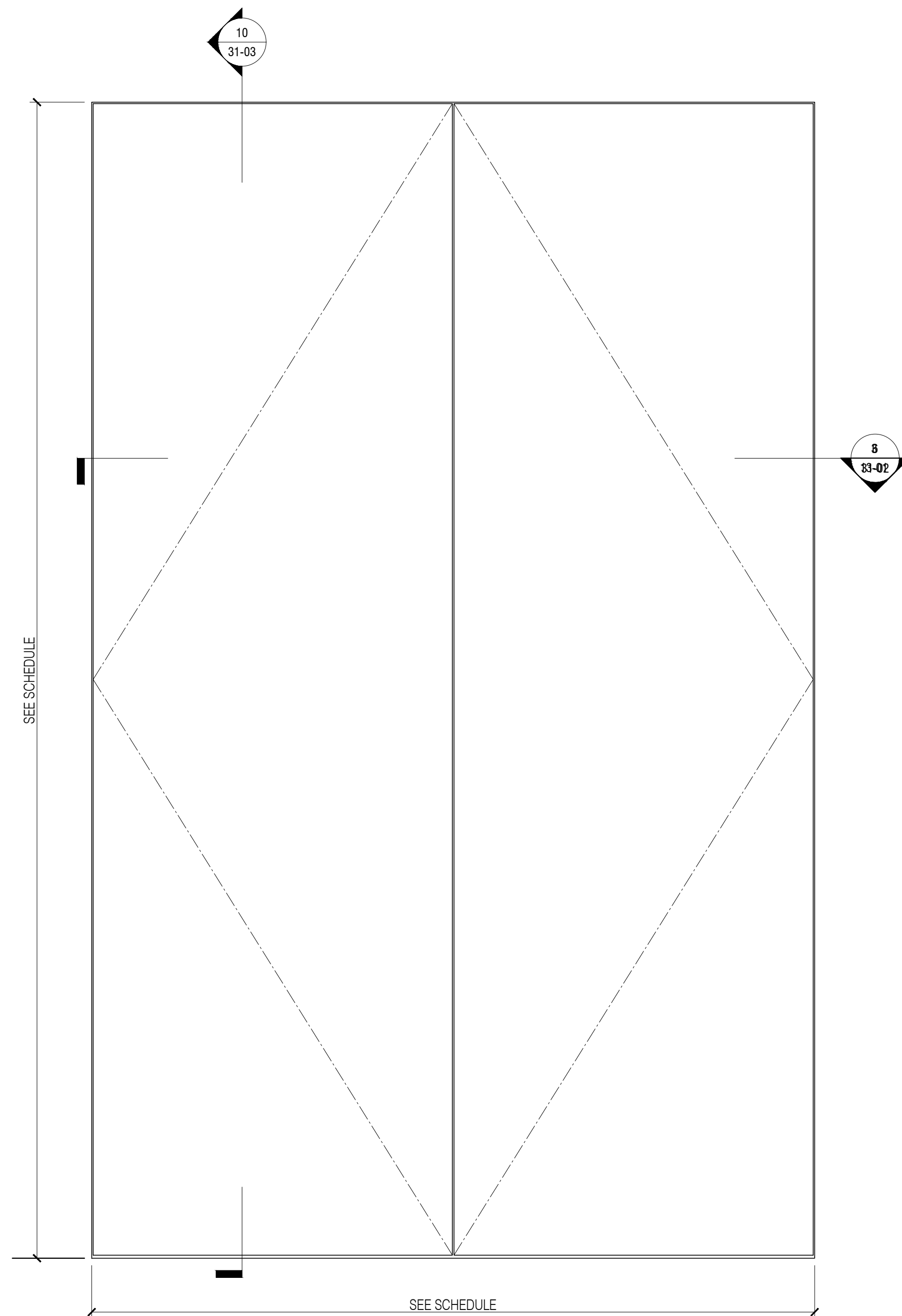
30-01

DOOR SCHEDULE								
DOOR NUMBER	LOCATION		DOOR					
			TYPE	MATERIAL	FINISH	SIZE		
	FROM	TO				HEIGHT	WIDTH	THICKNESS
202A	LOUNGE 2.65A	CLOSET	B	WD	PTD	8'-0"	5'-0"	1 3/4"
255A	LOUNGE 2.65A	CLOSET	B	WD	PTD	8'-0"	4'-0"	1 3/4"
256A	RESTROOM HALLWAY	CLOSET	J	WD	WD-2	8'-0"	4'-0"	1 3/4"
201B	PUBLIC CORRIDOR	MAIL ROOM 2.01B	A	WD	WD-2	8'-0"	3'-0"	1 3/4"
206B	PUBLIC CORRIDOR	MERCHANDISING 2.05B	A	WD	WD-2	8'-0"	3'-0"	1 3/4"
207B	PUBLIC CORRIDOR	MERCHANDISING 2.05B	A	WD	WD-2	8'-0"	3'-0"	1 3/4"
206C	OPEN AREA 2.54C	COAT CLOSET 2.53C	B	WD	PTD	7'-0"	5'-0"	1 3/4"
238C	CONFERENCE ROOM 2.23C	EXECUTIVE OFFICE 2.24C	F	WD	WD-2	8'-0"	3'-0"	1 3/4"
240C	EXECUTIVE OFFICE 2.24C	TOILET ROOM 2.25C	F	WD	WD-2	8'-0"	3'-0"	1 3/4"
242C	EXECUTIVE OFFICE 2.24C	P.O. OFFICE 2.26C	F	WD	WD-2	8'-0"	3'-0"	1 3/4"
244C	P.O. OFFICE 2.26C	P.O. OFFICE 2.28C	F	WD	WD-2	8'-0"	3'-0"	1 3/4"
246C	P.O. OFFICE 2.28C	TOILET ROOM 2.27C	F	WD	WD-2	8'-0"	3'-0"	1 3/4"
247C	P.O. OFFICE 2.28C	CONFERENCE ROOM 2.29C	F	WD	WD-2	8'-0"	3'-0"	1 3/4"
261C	PANTRY 2.63C	CLOSET	B	WD	PTD	8'-0"	5'-0"	1 3/4"
262C	PANTRY 2.63C	CLOSET	B	WD	PTD	8'-0"	5'-0"	1 3/4"
285C	RECEPTION 2.01C	CLOSET 2.85C	F	WD	WD-2	9'-0"	3'-0"	1 3/4"
286C	P.O. OFFICE 2.26C	CLOSET	B	WD	PTD	8'-0"	2'-0"	1 3/4"
287C	P.O. OFFICE 2.26C	CLOSET	B	WD	PTD	8'-0"	2'-0"	1 3/4"

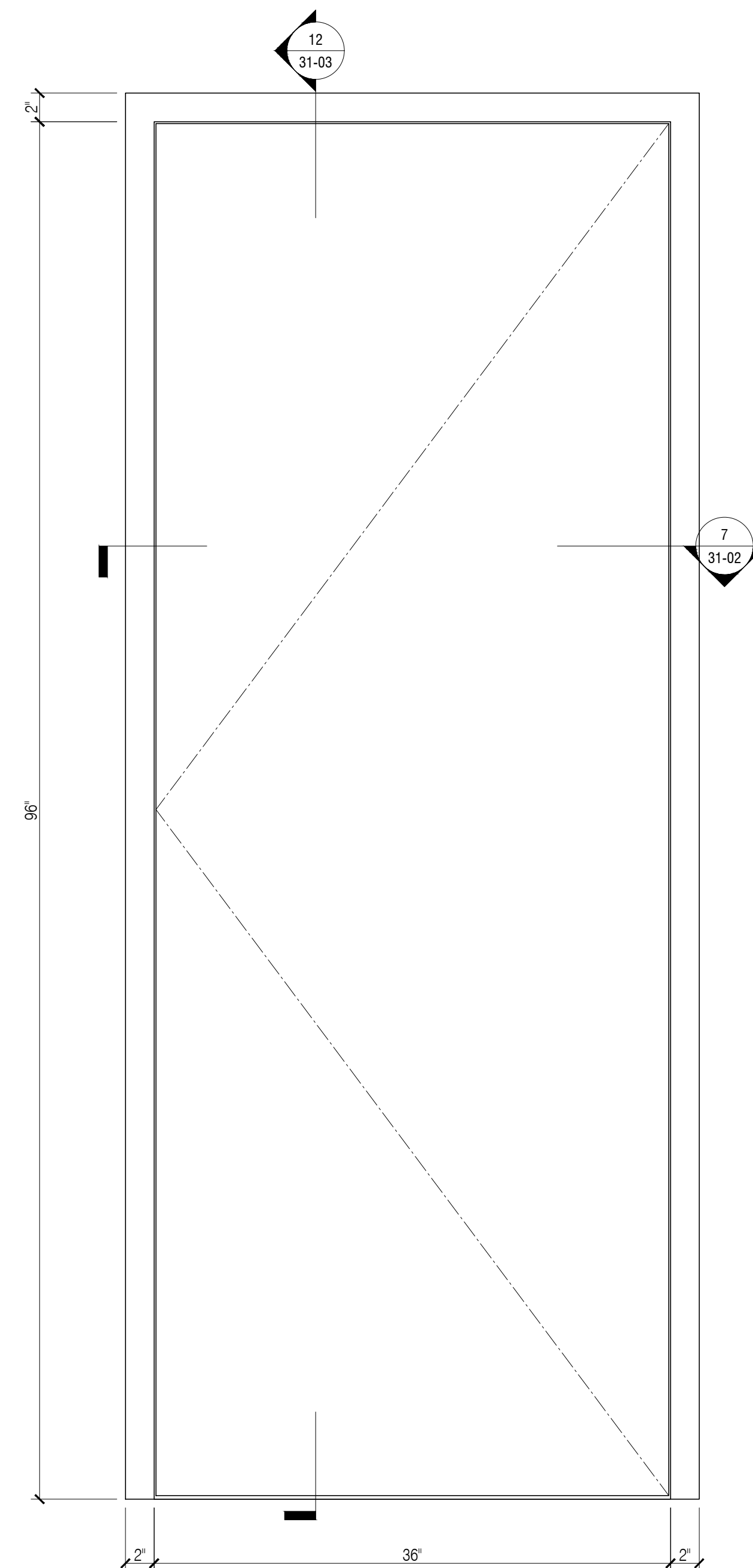
NO:	REVISIONS:	NAME:	DATE:
1	SUBMISSION FOR APPROVAL	G.K.	04/09/2021
2	REVISED AS PER COMMENTS	G.K.	04/20/2021
SAMPLE PROJECT			
 Firepoint Accelerating Excellence			
DATE : 04/09/2021			
DRAWN BY : G.K.			
ARCHITECT : TPG ARCHITECTURE 1300 WALT WHITMAN ROAD, MELVILLE, NY 11747			
CONTRACTOR :			
DRAWING TITLE : WOOD DOORS SCHEDULE			
ROOM OR SPACE :		FLOOR :	
		2ND.	
PROJECT NUMBER: 418-20			
DRAWING NUMBER: 31-01			
1 OF 3			



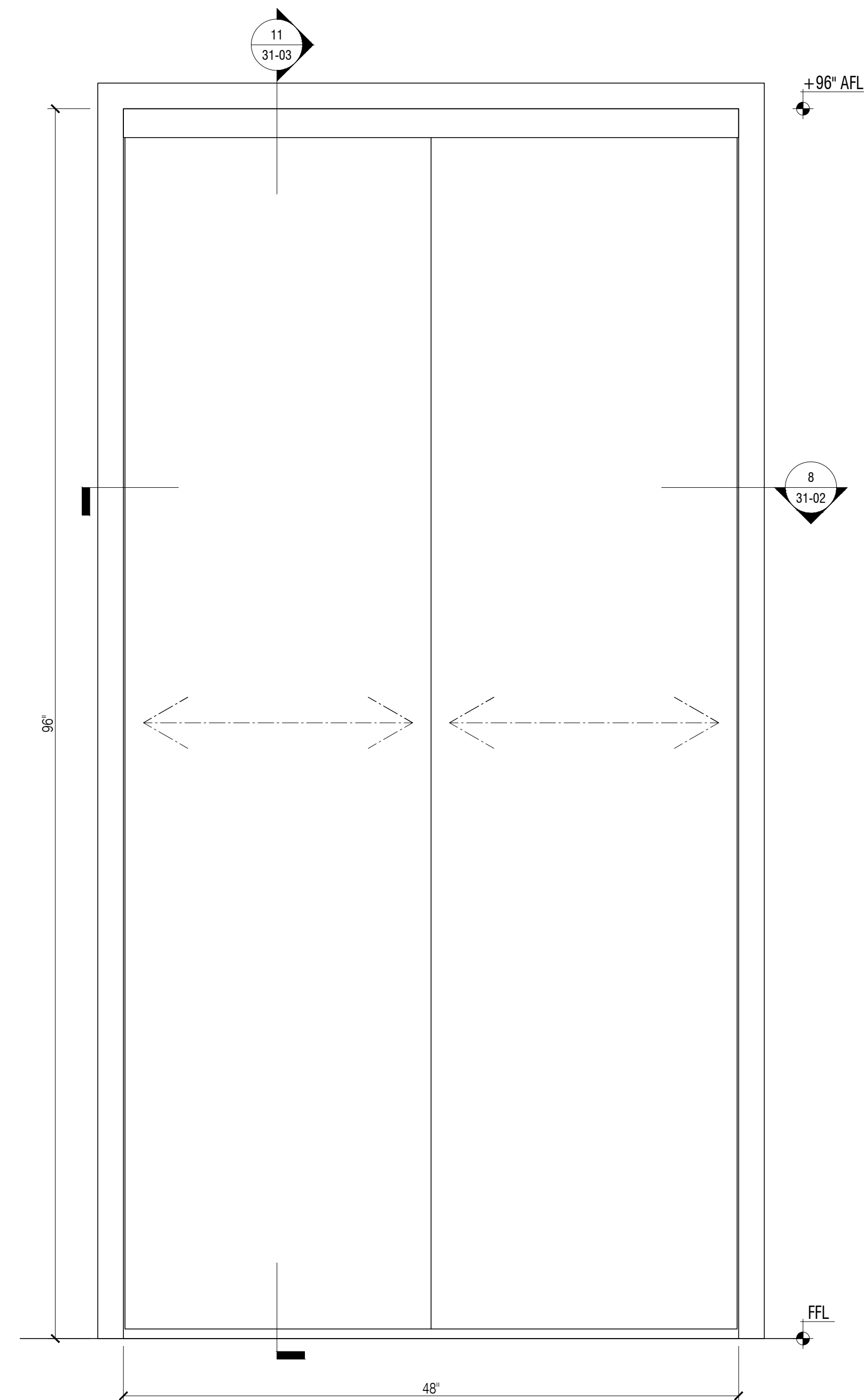
1 TYPE A DOOR - ELEVATION
Scale: 1-1/2"=1'-0"



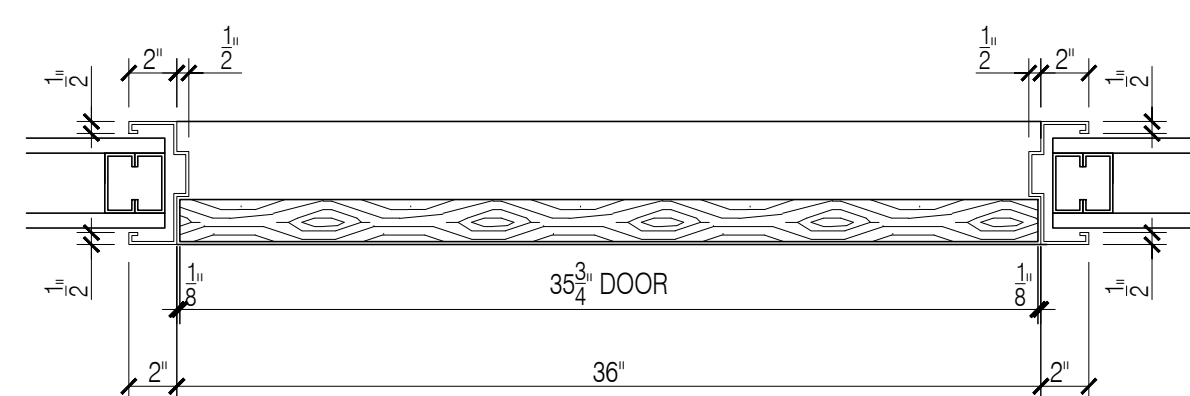
2 TYPE B DOOR - ELEVATION
Scale: 1-1/2"=1'-0"



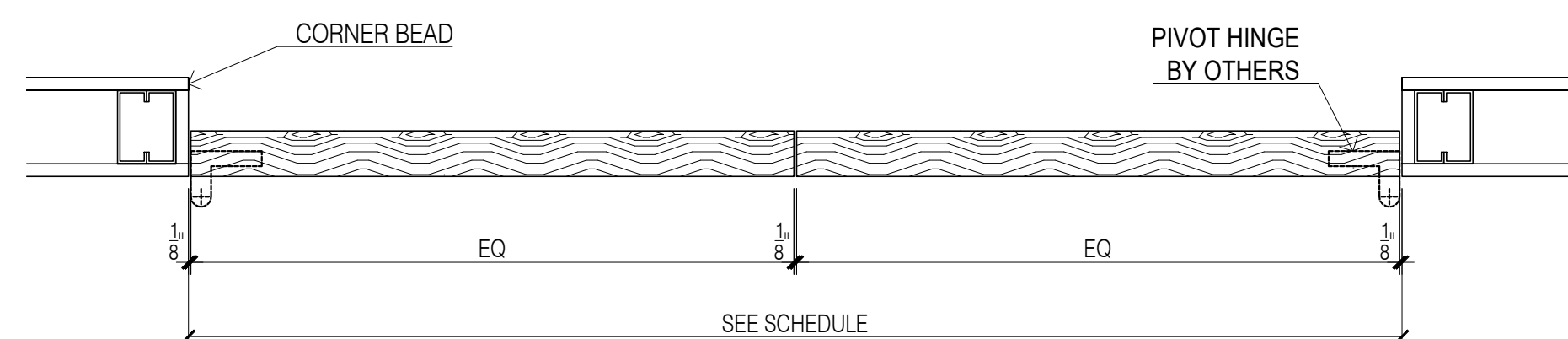
3 TYPE F DOOR - ELEVATION
Scale: 1-1/2"=1'-0"



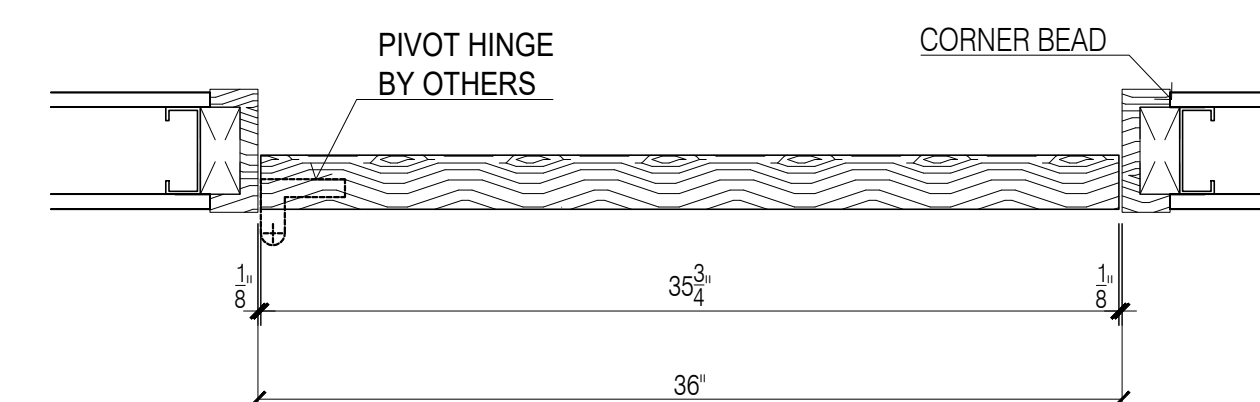
4 TYPE J DOOR - ELEVATION
Scale: 1-1/2"=1'-0"



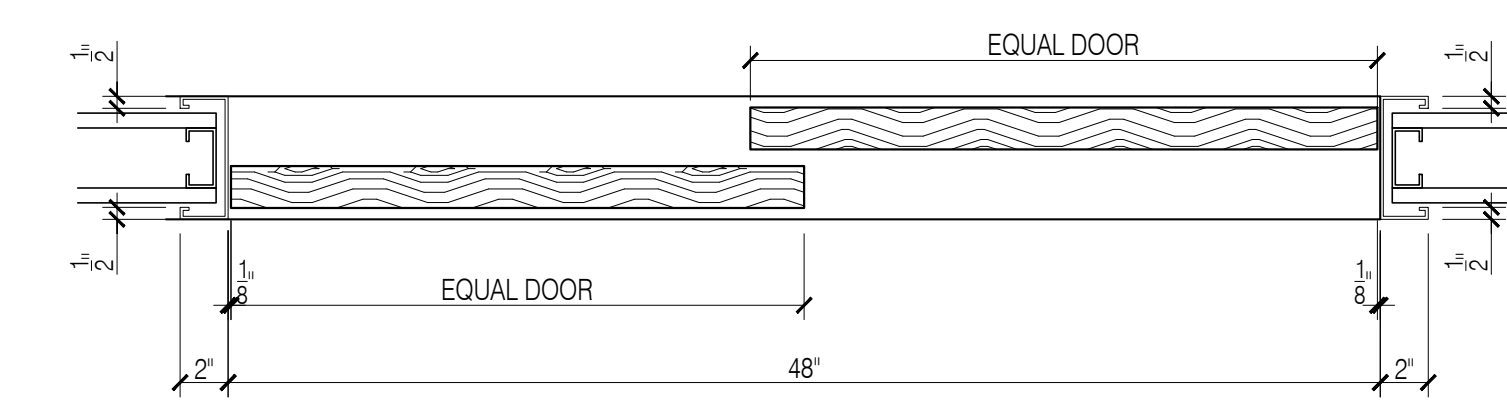
5 TYPE A DOOR - PLAN SECTION
Scale: 1-1/2"=1'-0"



6 TYPE B DOOR - PLAN SECTION
Scale: 1-1/2"=1'-0"

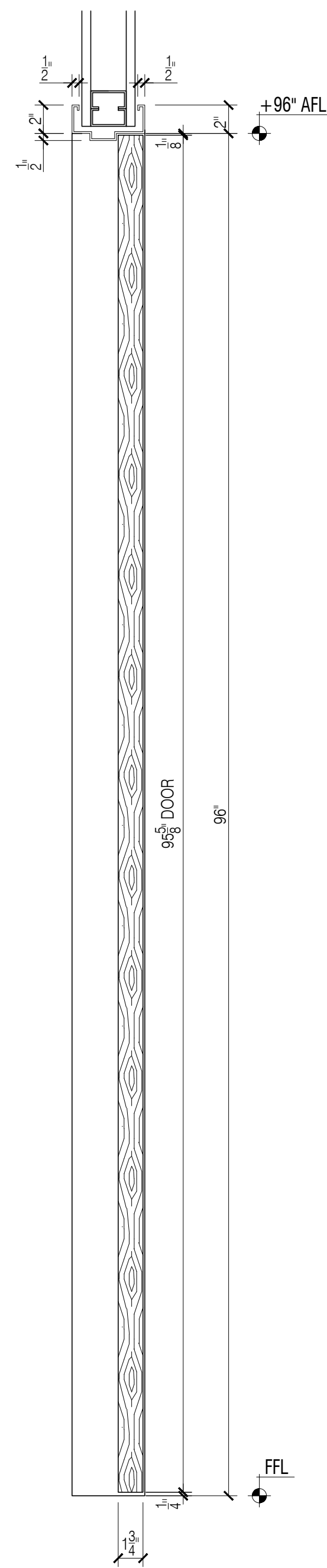


7 TYPE F DOOR - PLAN SECTION
Scale: 1-1/2"=1'-0"

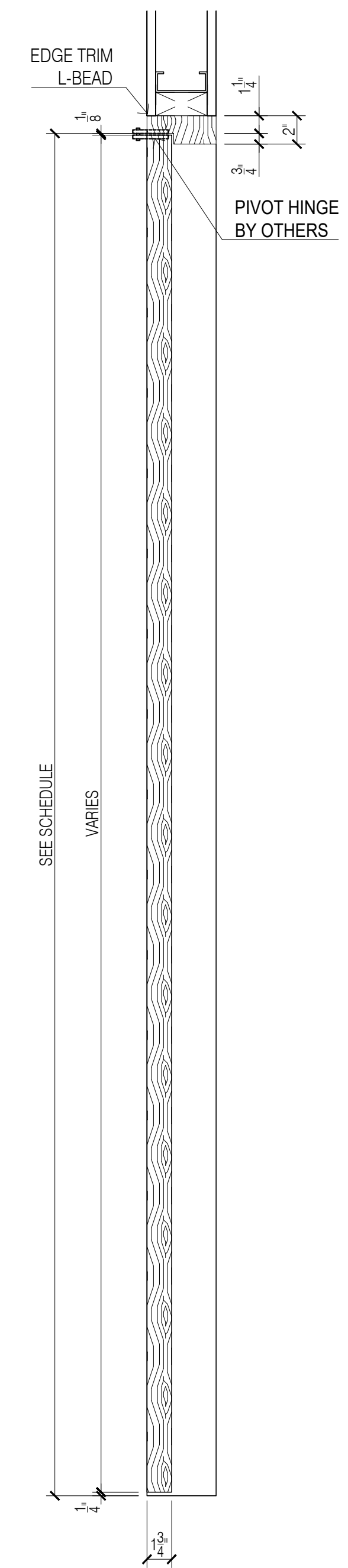


8 TYPE J DOOR - PLAN SECTION
Scale: 1-1/2"=1'-0"

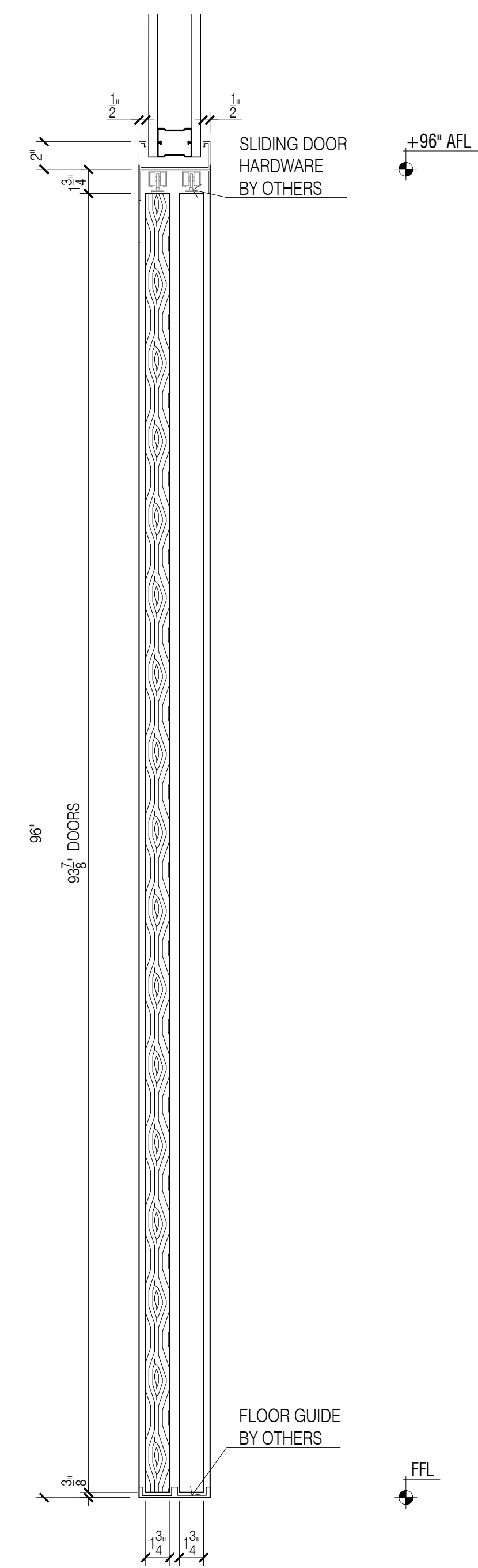
NAME:	G.K.	DATE:	04/09/2021
NO:	1	REVISIONS:	SUBMISSION FOR APPROVAL
	2		REVISED AS PER COMMENTS
SAMPLE PROJECT			
Finpoint Accelerating Excellence			
DATE :	04/09/2021		
DRAWN BY :	G.K.		
ARCHITECT :	TPG ARCHITECTURE 1300 WALT WHITMAN ROAD, MELVILLE, NY 11747		
CONTRACTOR :			
DRAWING TITLE :	WOOD DOORS ELEVATIONS, SECTIONS		
ROOM OR SPACE :	FLOOR : 2ND.		
PROJECT NUMBER:	418-20		
DRAWING NUMBER:	31-02		
	2 OF 3		



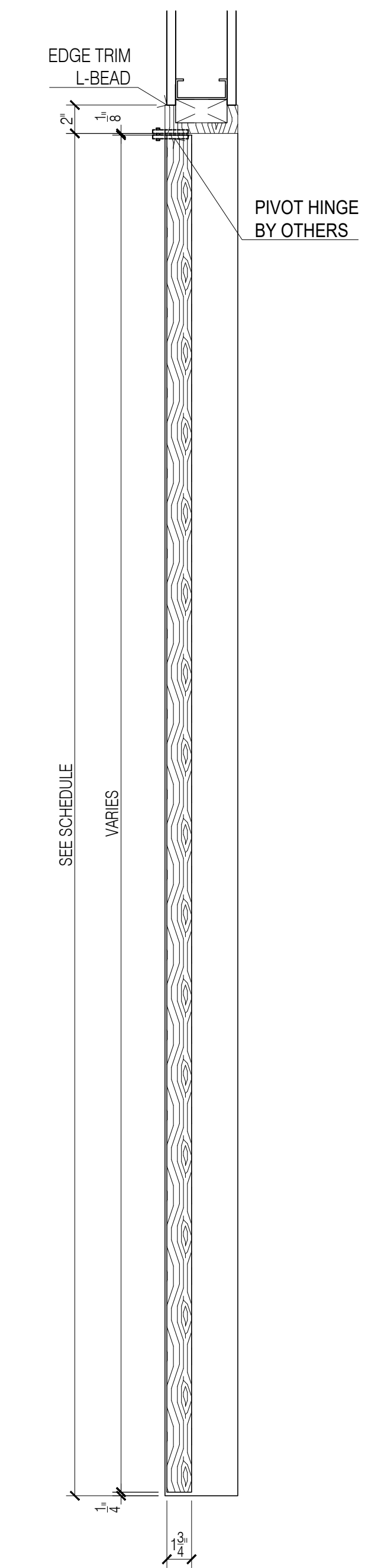
9 SECTION - TYPE A DOOR
Scale: 1-1/2"=1'-0"



10 SECTION - TYPE B DOOR
Scale: 1-1/2"=1'-0"



11 SECTION - TYPE J DOOR
Scale: 1-1/2"=1'-0"



12 SECTION - TYPE F DOOR
Scale: 1-1/2"=1'-0"

NO:	REVISIONS:	NAME:	DATE:
1	SUBMISSION FOR APPROVAL	G.K.	04/09/2021
2	REVISED AS PER COMMENTS	G.K.	04/20/2021

SAMPLE PROJECT



DATE : 04/09/2021

DRAWN BY : G.K.

ARCHITECT : TPG ARCHITECTURE
1300 WALT WHITMAN ROAD, MELVILLE, NY 11747

CONTRACTOR :

DRAWING TITLE :
WOOD DOORS SECTIONS

ROOM OR SPACE :
2ND.

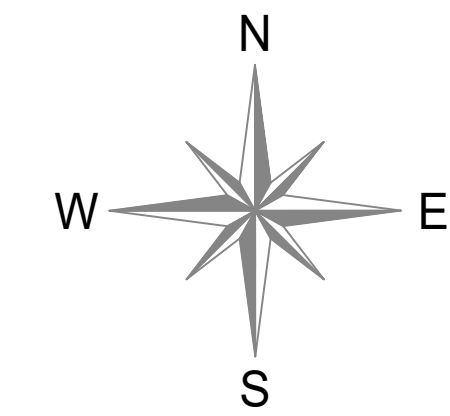
PROJECT NUMBER:
418-20

DRAWING NUMBER:
31-03



1 LVT PLANKS - 2ND FLOOR C
Scale: 3/32"=1'-0"

LEGEND	
LVT-02	- LVT-02 PLANKS
LVT-02	- LVT-02 PLANKS ON SOFFIT



NO.	REVISIONS:	NAME:	DATE:
1	SUBMISSION FOR APPROVAL	N.P.	04/09/2021
2	REVISED AS PER COMMENTS	N.P.	04/20/2021

SAMPLE PROJECT



DATE : 04/09/2021

DRAWN BY : N.P.

ARCHITECT : TPG RACHITECTURE
1300 WALT WHITMAN ROAD MELVILLE, NY 11747

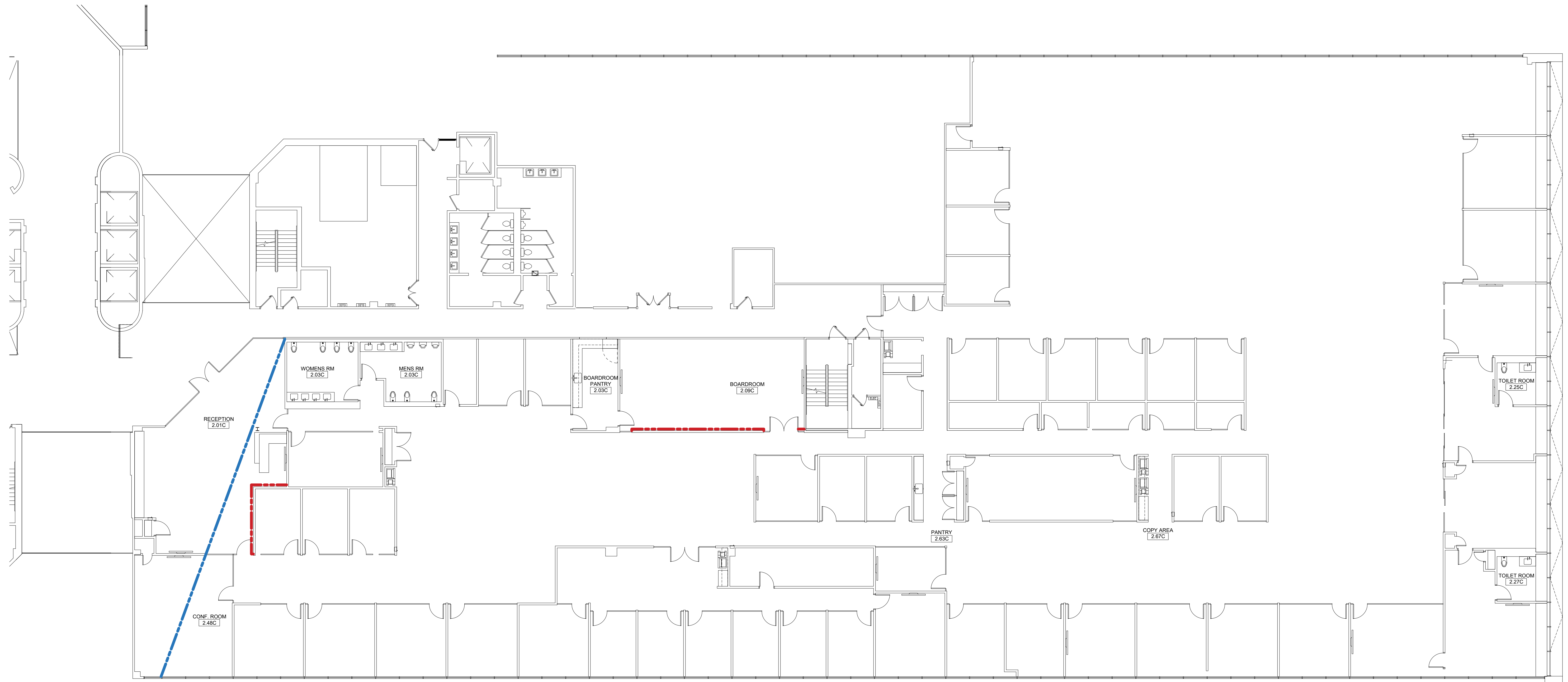
CONTRACTOR :

DRAWING TITLE : LVT PLANKS PLAN PLAN

ROOM OR SPACE : FLOOR : 2


PROJECT NUMBER: 418-20

DRAWING NUMBER: 32-01
1 OF 8



1 LVT PLANKS PLAN - 2ND FLOOR C
Scale: 3/32"=1'-0"

LEGEND	
LVT-02	- LVT-02 PLANKS
LVT-02	- LVT-02 PLANKS ON SOFFIT



NO.	REVISIONS:	NAME:	DATE:
1	SUBMISSION FOR APPROVAL	N.P.	04/09/2021
2	REVISED AS PER COMMENTS	N.P.	04/20/2021

SAMPLE PROJECT



DATE : 04/09/2021

DRAWN BY : N.P.

ARCHITECT : TPG RACHITECTURE
1300 WALT WHITMAN ROAD MELVILLE, NY 11747

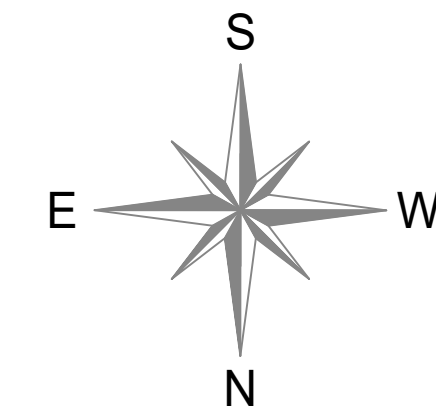
CONTRACTOR :

DRAWING TITLE : LVT PLANKS PLAN

ROOM OR SPACE : FLOOR : 2

PROJECT NUMBER: 418-20

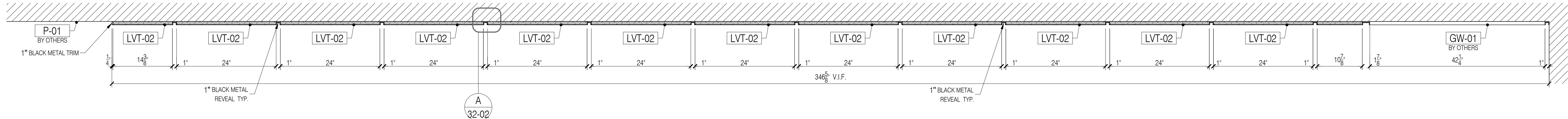
DRAWING NUMBER: 32-02
2 OF 8



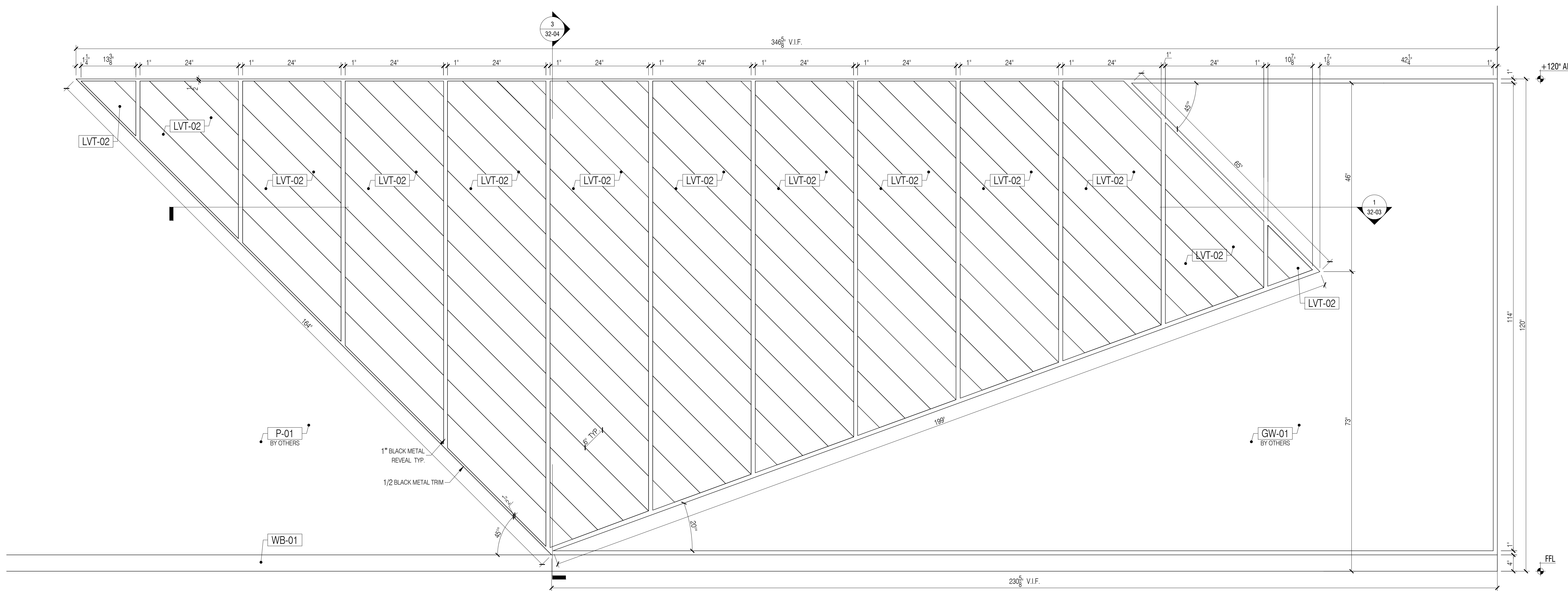
- GENERAL NOTES**
1. SEE ARCHITECTURAL DWG FOR FINISH SCHEDULE
 2. ARCHITECT PLEASE CONFIRM ALL MARKED/NOTED CONDITIONS
 3. ALL DIMENSIONS ARE VERIFY IN THE FIELD
- ALL EDGES ARE TAPPED TO MATCH FACE FINISH U.N.O.
 - GC TO COORDINATE EXACT LOCATION OF OUTLET WITH MILLWORK
 - GC TO PROVIDE ALL NECESSARY BLOCKING AS REQUIRED

QUANTITY				
ITEM #	FLOOR	DESCRIPTION	QTY	SUB TOTAL
32	2ND.	LOUNGE	1 EA.	
TOTAL			1 EA.	

- REFERENCE DWG :**
1. A-101.00
 2. A-701.00
 3. A-804.00
 4. PRE-CONSTRUCTION REV. 21, DECEMBER, 2020



1 2.65A LOUNGE - PLAN
Scale: 1"=1'-0"



2 2.65A LOUNGE - ELEVATION
Scale: 1"=1'-0"

NO.	REVISIONS:	DATE:
1	SUBMISSION FOR APPROVAL	04/09/2021
2	REVISED AS PER COMMENTS	04/20/2021

SAMPLE PROJECT



DATE : 04/09/2021

DRAWN BY : N.P.

ARCHITECT : TPG ARCHITECTURE
1300 WALT WHITMAN ROAD, MELVILLE, NY 11747

CONTRACTOR :

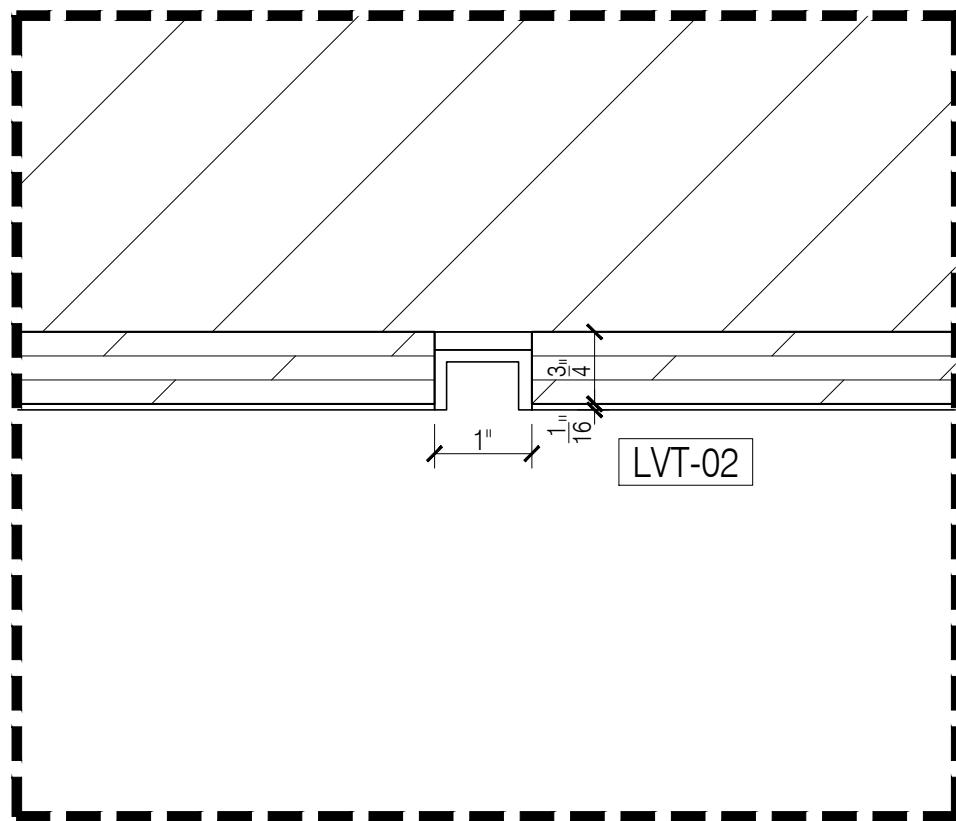
DRAWING TITLE : LVT PLANKS
PLAN, ELEVATION, SECTIONS, DETAIL

ROOM OR SPACE : 2.65A 2ND.

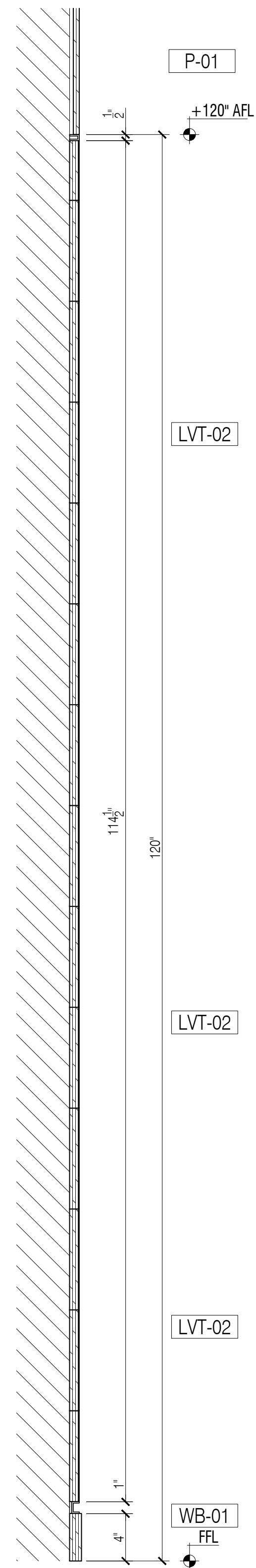
PROJECT NUMBER: 418-20

DRAWING NUMBER:

32-03



A 2.65A LOUNGE - DEAIL
Scale: 6"=1'-0"



3 2.65A LOUNGE - SECTION
Scale: 1-1/2"=1'-0"

GENERAL NOTES

1. SEE ARCHITECTURAL DWG FOR FINISH SCHEDULE
2. ARCHITECT PLEASE CONFIRM ALL MARKED/NOTED CONDITIONS
3. ALL DIMENSIONS ARE VERIFY IN THE FIELD

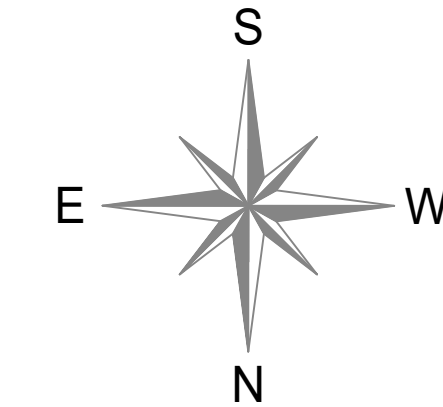
- ALL EDGES ARE TAPPED TO MATCH FACE FINISH U.N.O.
- GC TO COORDINATE EXACT LOCATION OF OUTLET WITH MILLWORK
- GC TO PROVIDE ALL NECESSARY BLOCKING AS REQUIRED

QUANTITY

ITEM #	FLOOR	DESCRIPTION	QTY	SUB TOTAL
32	2ND.	LOUNGE	1 EA.	
TOTAL			1 EA.	

REFERENCE DWG :

1. A-101.00
2. A-701.00
3. A-804.00
4. PRE-CONSTRUCTION REV. 21, DECEMBER, 2020



NO.	REVISIONS:	DATE:
1	SUBMISSION FOR APPROVAL	04/09/2021
2	REVISED AS PER COMMENTS	04/20/2021

SAMPLE PROJECT



DATE : 04/09/2021

DRAWN BY : N.P.

ARCHITECT : TPG ARCHITECTURE
1300 WALT WHITMAN ROAD, MELVILLE, NY 11747

CONTRACTOR :

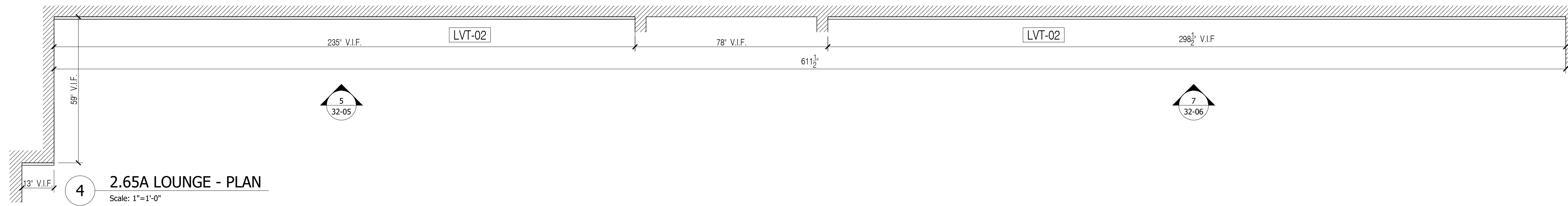
DRAWING TITLE : LVT PLANKS
PLAN, ELEVATION, SECTIONS, DETAIL

ROOM OR SPACE : 2.65A
FLOOR : 2ND.

PROJECT NUMBER: 418-20

DRAWING NUMBER:

32-04



GENERAL NOTES

- SEE ARCHITECTURAL DWG FOR FINISH SCHEDULE
- ARCHITECT PLEASE CONFIRM ALL MARKED/NOTED CONDITIONS
- ALL DIMENSIONS ARE VERIFY IN THE FIELD

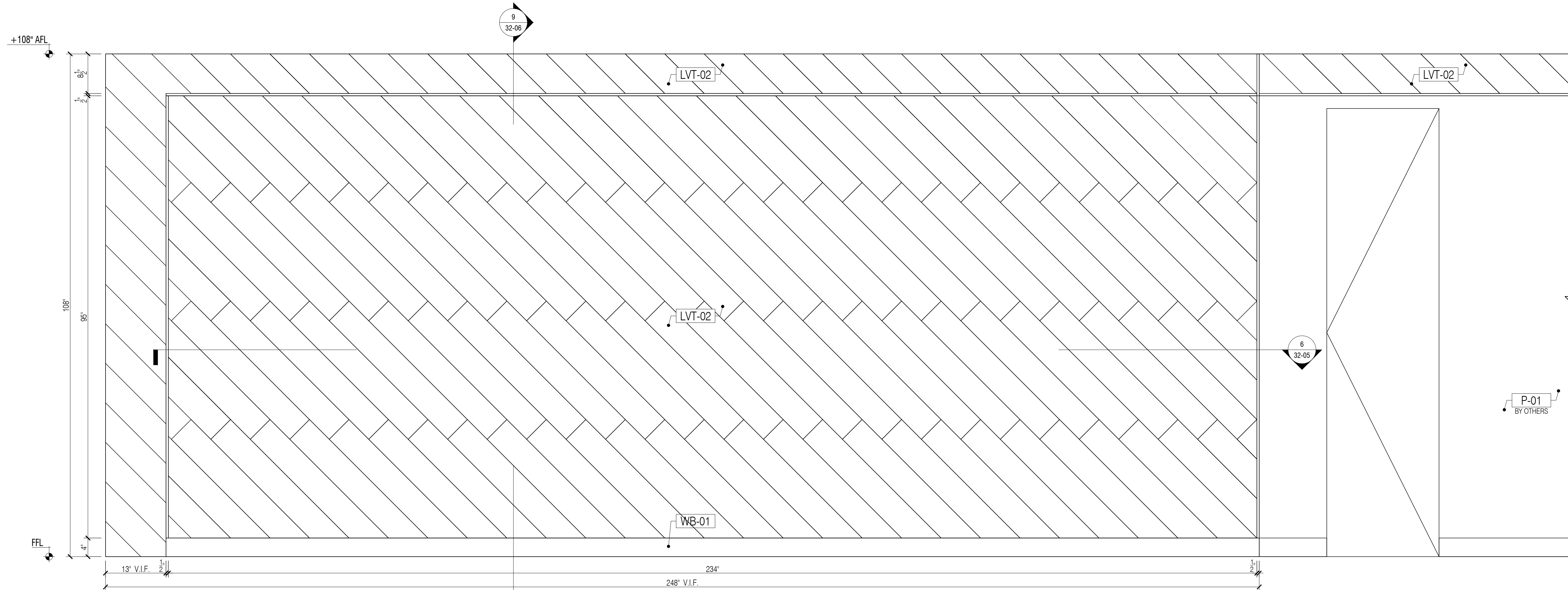
- ALL EDGES ARE TAPPED TO MATCH FACE FINISH U.N.O.
- GC TO COORDINATE EXACT LOCATION OF OUTLET WITH MILLWORK
- GC TO PROVIDE ALL NECESSARY BLOCKING AS REQUIRED

QUANTITY				
ITEM #	FLOOR	DESCRIPTION	QTY	SUB TOTAL
32	2ND.	LOUNGE	1 EA.	
TOTAL			1 EA.	

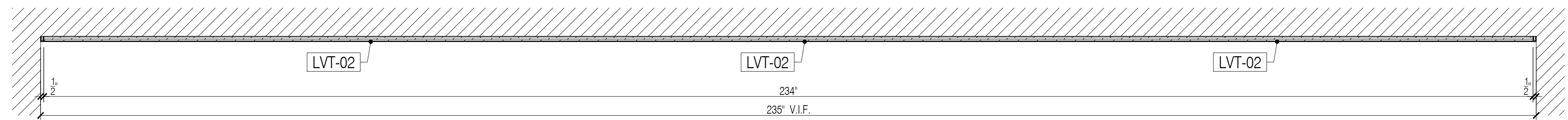
REFERENCE DWG :

- A-101.00
- A-701.00
- A-804.00
- PRE-CONSTRUCTION REV. 21, DECEMBER, 2020


4 2.65A LOUNGE - PLAN
Scale: 1"=1'-0"



5 2.65A LOUNGE - ELEVATION
Scale: 1"=1'-0"



6 2.65A LOUNGE - PLAN SECTION
Scale: 1"=1'-0"



NO.	REVISIONS:	DATE:
1	SUBMISSION FOR APPROVAL	04/09/2021
2	REVISED AS PER COMMENTS	04/20/2021

SAMPLE PROJECT



DATE : 04/09/2021

DRAWN BY : N.P.

ARCHITECT : TPG ARCHITECTURE
1300 WALT WHITMAN ROAD, MELVILLE, NY 11747

CONTRACTOR :

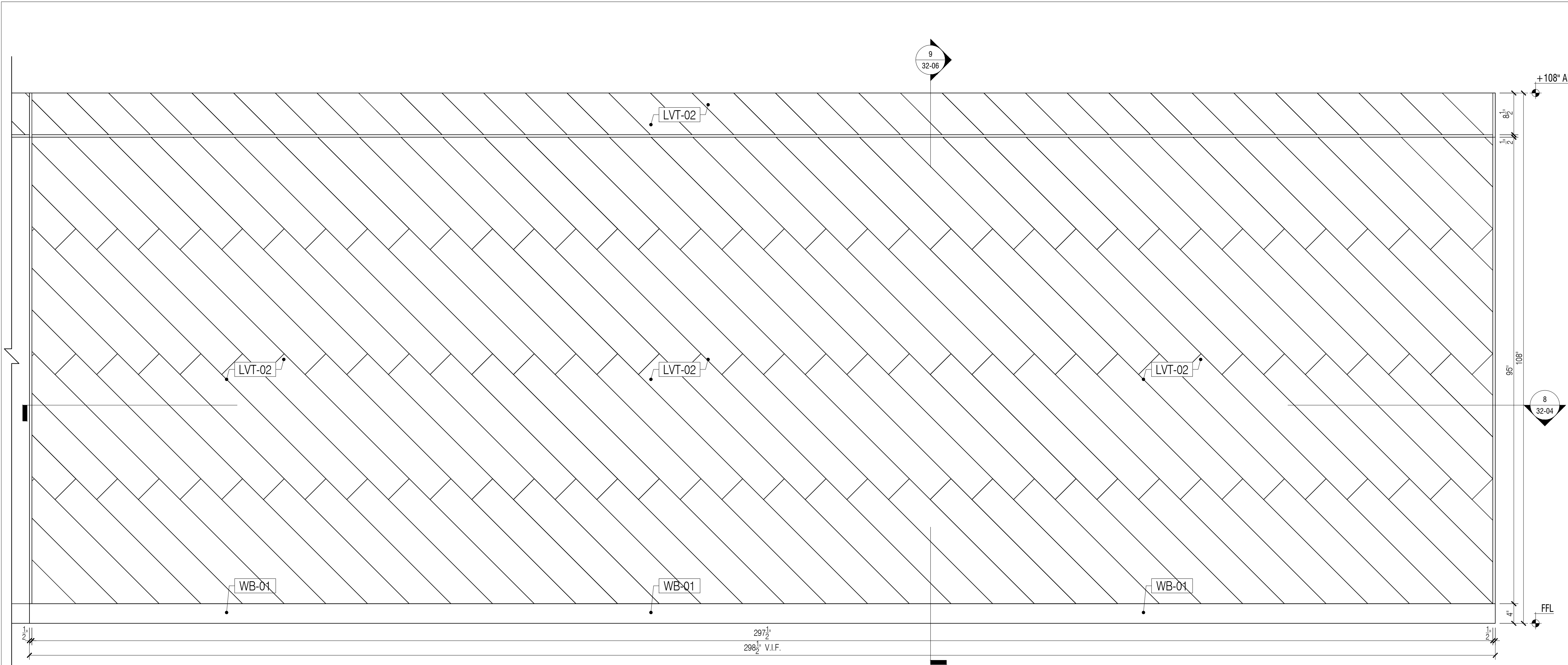
DRAWING TITLE : LVT PLANKS
PLAN, ELEVATION, SECTIONS, DETAIL

ROOM OR SPACE : 2.65A 2ND.

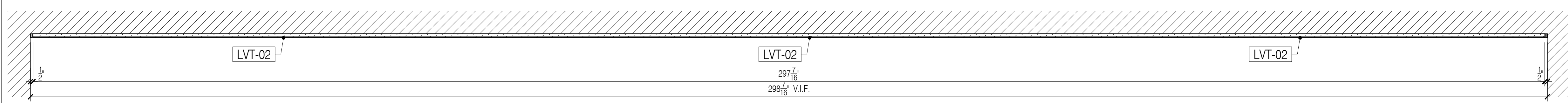
PROJECT NUMBER: 418-20

DRAWING NUMBER:

32-05



7 2.65A LOUNGE - ELEVATION
Scale: 1"=1'-0"



8 2.65A LOUNGE - PLAN SECTION
Scale: 1"=1'-0"

GENERAL NOTES

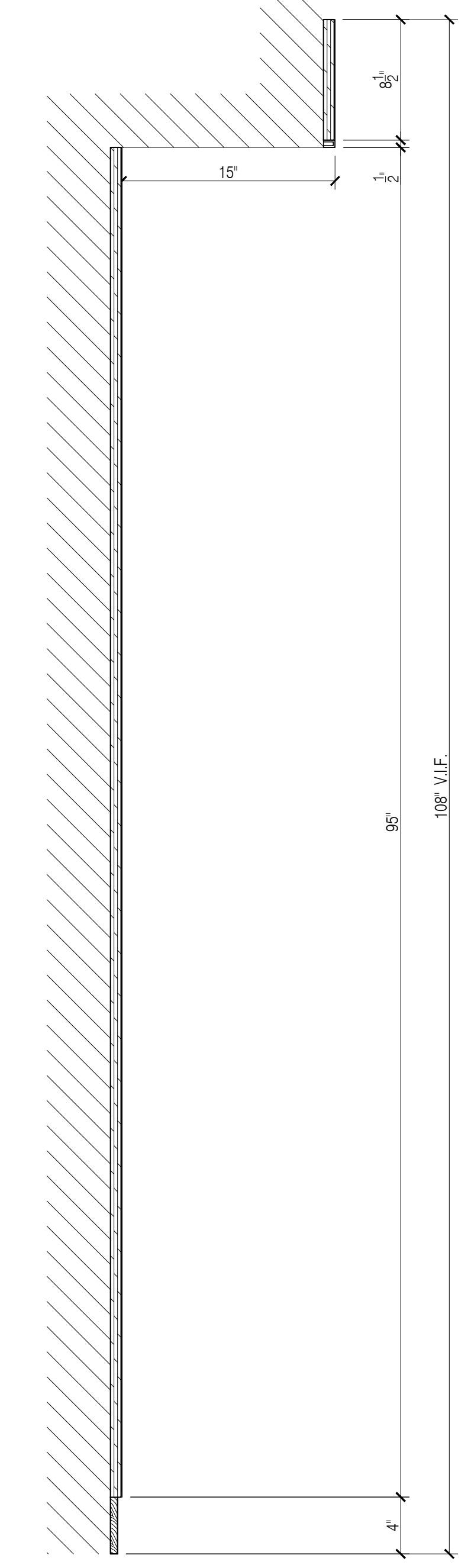

- SEE ARCHITECTURAL DWG FOR FINISH SCHEDULE
- ARCHITECT PLEASE CONFIRM ALL MARKED/NOTED CONDITIONS
- ALL DIMENSIONS ARE VERIFY IN THE FIELD

- ALL EDGES ARE TAPPED TO MATCH FACE FINISH U.N.O.
- GO TO COORDINATE EXACT LOCATION OF OUTLET WITH MILLWORK
- GO TO PROVIDE ALL NECESSARY BLOCKING AS REQUIRED

QUANTITY				
ITEM #	FLOOR	DESCRIPTION	QTY	SUB TOTAL
32	2ND.	LOUNGE	1 EA.	
TOTAL			1 EA.	

REFERENCE DWG :

- A-101.00
- A-701.00
- A-804.00
- PRE-CONSTRUCTION REV. 21, DECEMBER, 2020



9 2.65A LOUNGE - SECTION
Scale: 1-1/2"=1'-0"

NO.	REVISIONS:	DATE:
1	SUBMISSION FOR APPROVAL	04/09/2021
2	REVISED AS PER COMMENTS	04/20/2021

SAMPLE PROJECT



DATE : 04/09/2021

DRAWN BY : N.P.

ARCHITECT :
TPG ARCHITECTURE
1300 WALT WHITMAN ROAD, MELVILLE, NY 11747

CONTRACTOR :

DRAWING TITLE :
LVT PLANKS
PLAN, ELEVATION, SECTIONS, DETAIL

ROOM OR SPACE :
2.65A 2ND.

PROJECT NUMBER:
418-20

DRAWING NUMBER:

32-06

GENERAL NOTES

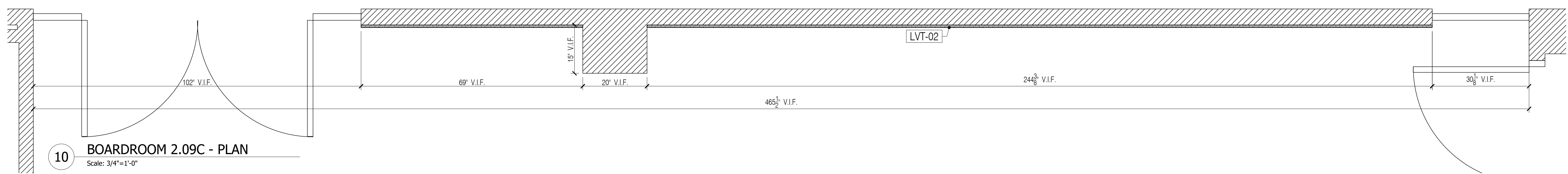
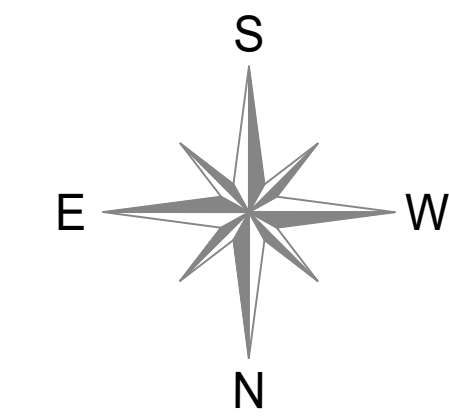
- SEE ARCHITECTURAL DWG FOR FINISH SCHEDULE
- ARCHITECT PLEASE CONFIRM ALL MARKED/NOTED CONDITIONS
- ALL DIMENSIONS ARE VERIFY IN THE FIELD

- ALL EDGES ARE TAPPED TO MATCH FACE FINISH U.N.O.
- GC TO COORDINATE EXACT LOCATION OF OUTLET WITH MILLWORK
- GC TO PROVIDE ALL NECESSARY BLOCKING AS REQUIRED

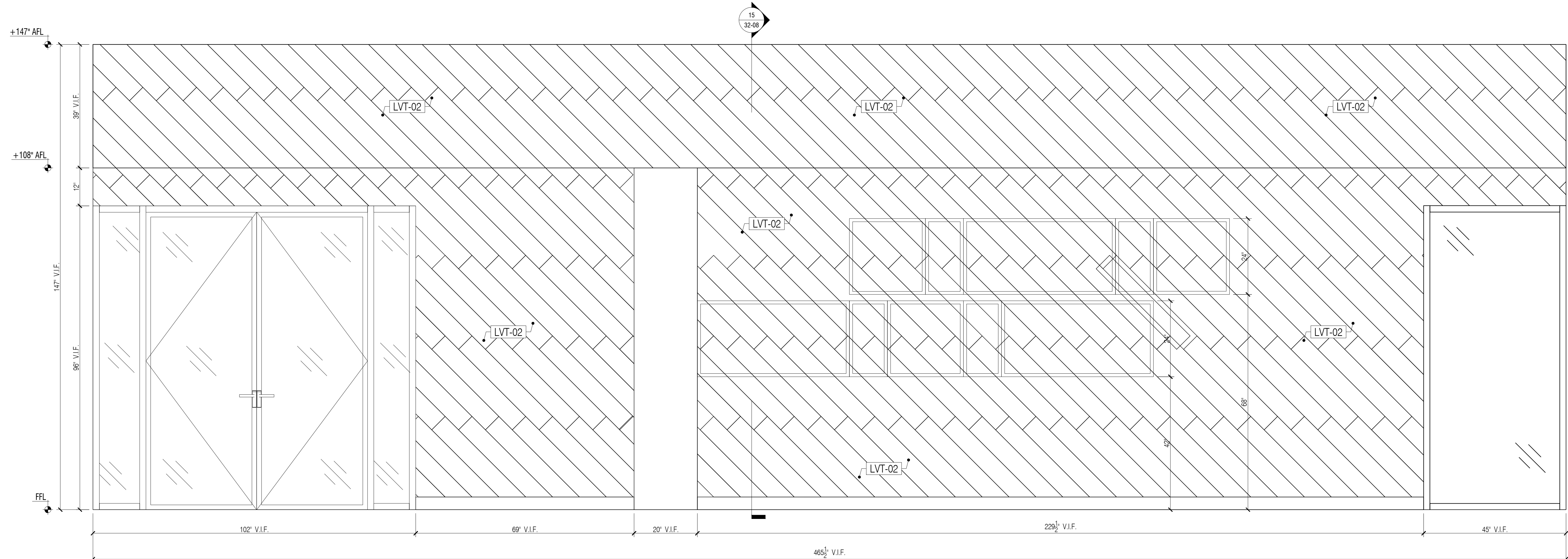
QUANTITY				
ITEM #	FLOOR	DESCRIPTION	QTY	SUB TOTAL
13.	2ND.	BOARDROOM 2.09C	1 EA.	
TOTAL			1 EA.	

REFERENCE DWG :

- A-103.00
- A-703.00
- PRE-CONSTRUCTION REV. 21, DECEMBER, 2020



10 BOARDROOM 2.09C - PLAN
Scale: 3/4"=1'-0"



11 BOARDROOM 2.09C - ELEVATION
Scale: 3/4"=1'-0"

NO.	REVISIONS:	NAME:	DATE:
1	SUBMISSION FOR APPROVAL	N.P.	04/09/2021
2	REVISED AS PER COMMENTS	N.P.	04/20/2021

SAMPLE PROJECT



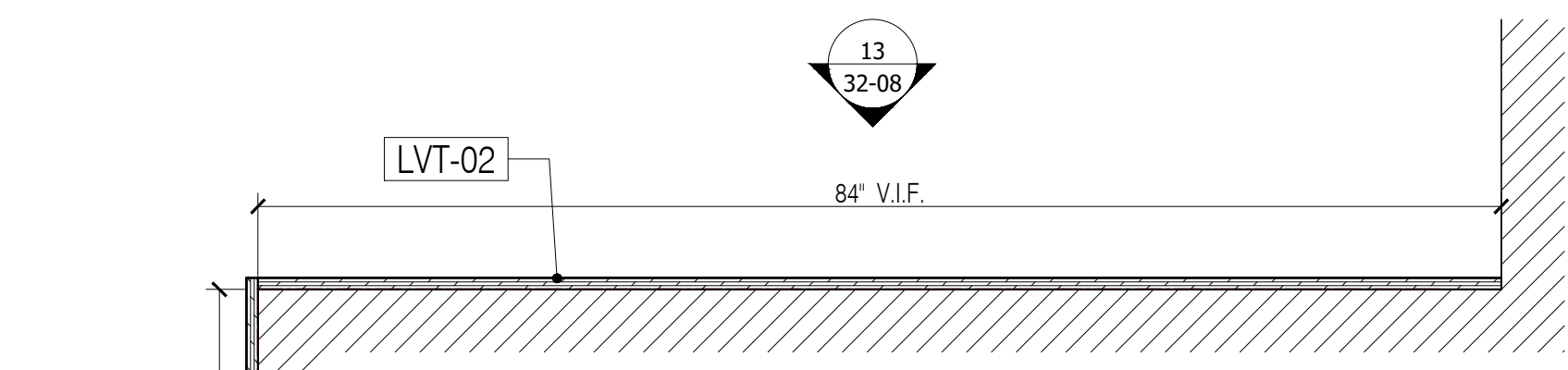
DATE : 04/09/2021
 DRAWN BY : N.P.
 ARCHITECT : TPG ARCHITECTURE
 1300 WALT WHITMAN ROAD, MELVILLE, NY 11747
 CONTRACTOR :

DRAWING TITLE : LVT PLANKS ELEVATION

ROOM OR SPACE : 2.48C 2ND.
 PROJECT NUMBER : 418-20

DRAWING NUMBER :

32-07
7 OF 8



12 2.01C RECEPTION - PLAN
Scale: 1"=1'-0"

GENERAL NOTES

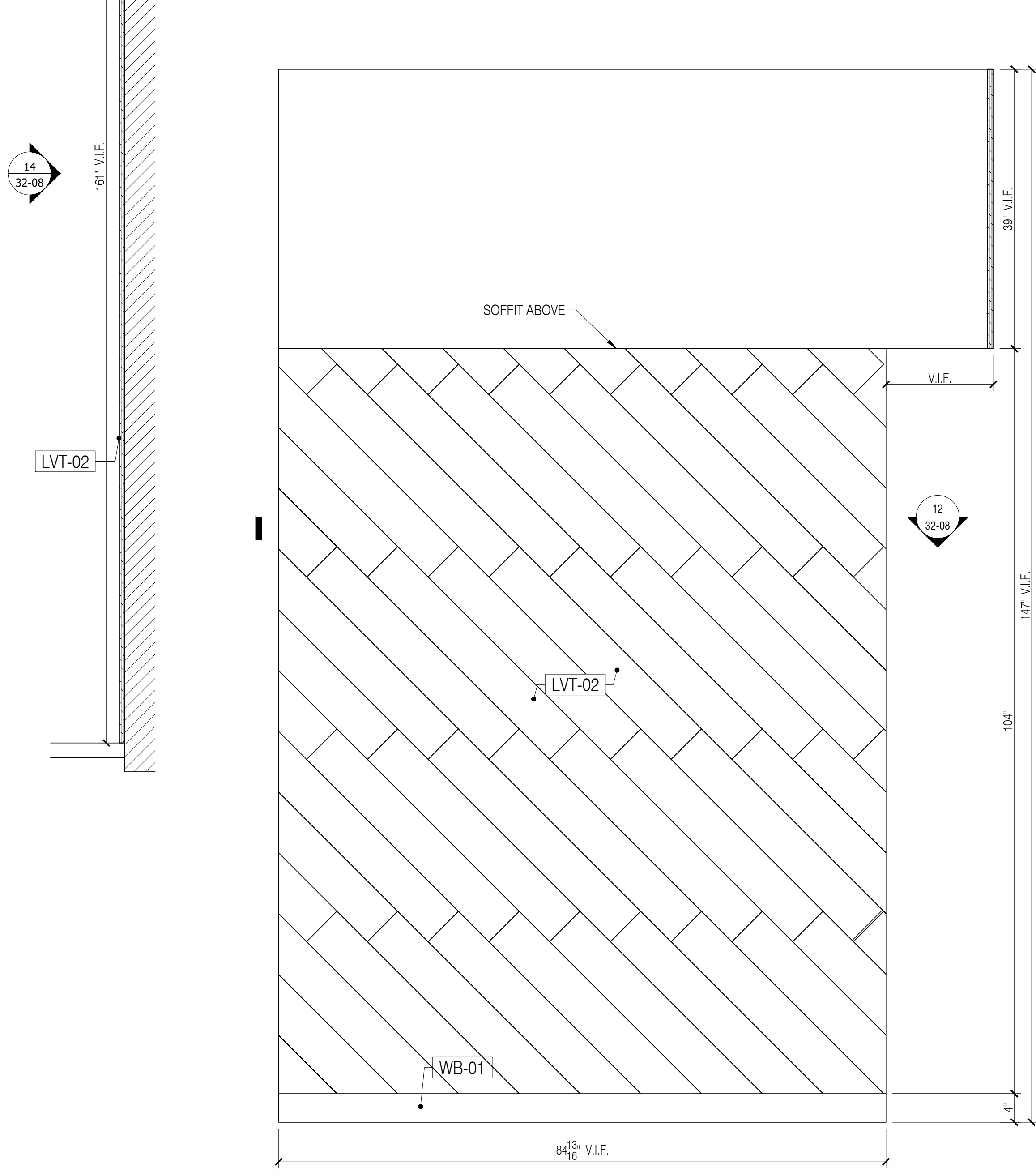

- SEE ARCHITECTURAL DWG FOR FINISH SCHEDULE
- ARCHITECT PLEASE CONFIRM ALL MARKED/NOTED CONDITIONS
- ALL DIMENSIONS ARE VERIFY IN THE FIELD

- ALL EDGES ARE TAPPED TO MATCH FACE FINISH U.N.O.
- GC TO COORDINATE EXACT LOCATION OF OUTLET WITH MILLWORK
- GC TO PROVIDE ALL NECESSARY BLOCKING AS REQUIRED

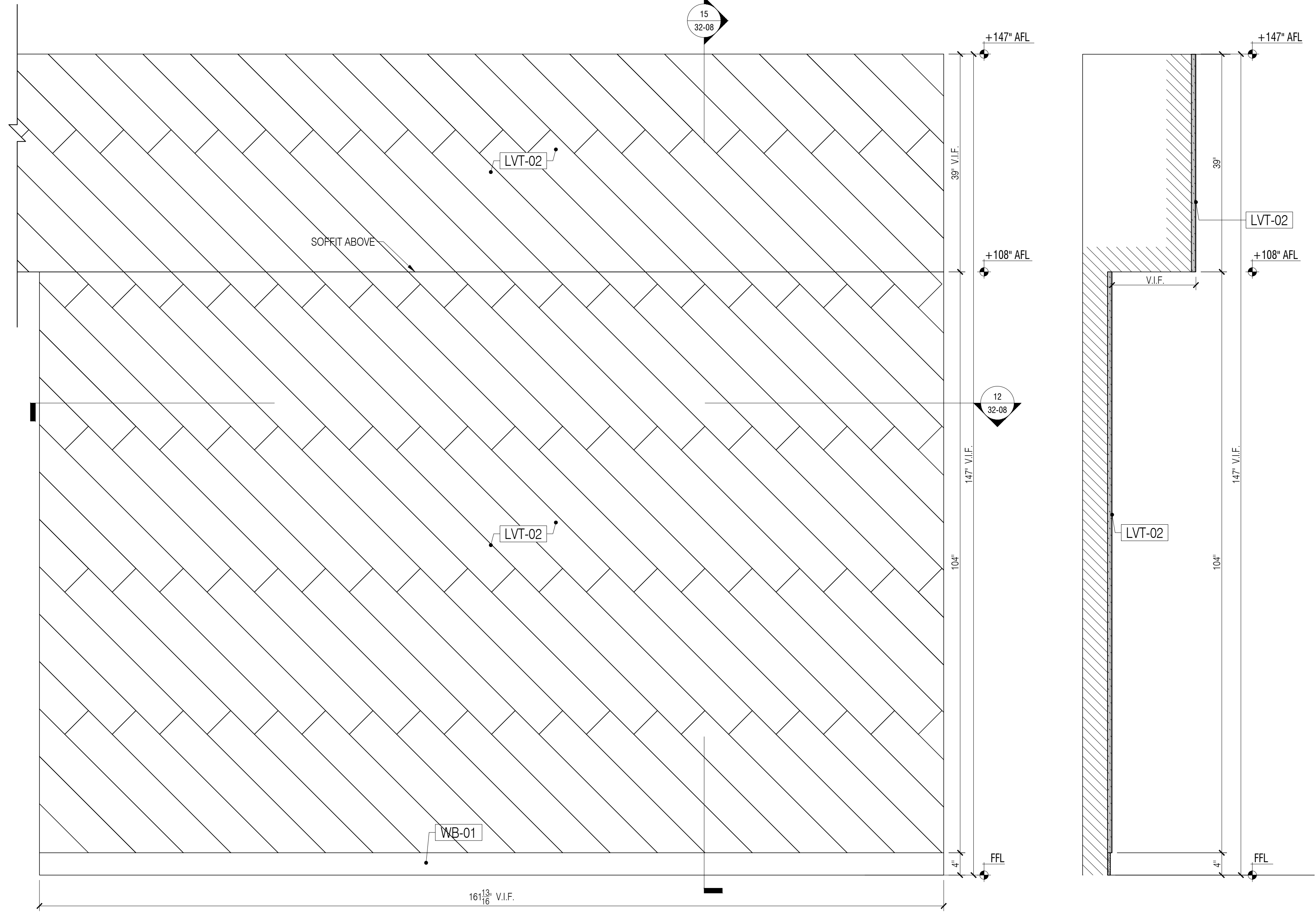
QUANTITY				
ITEM #	FLOOR	DESCRIPTION	QTY	SUB TOTAL
32	2ND.	RECEPTION	1 EA.	
TOTAL			1 EA.	

REFERENCE DWG :

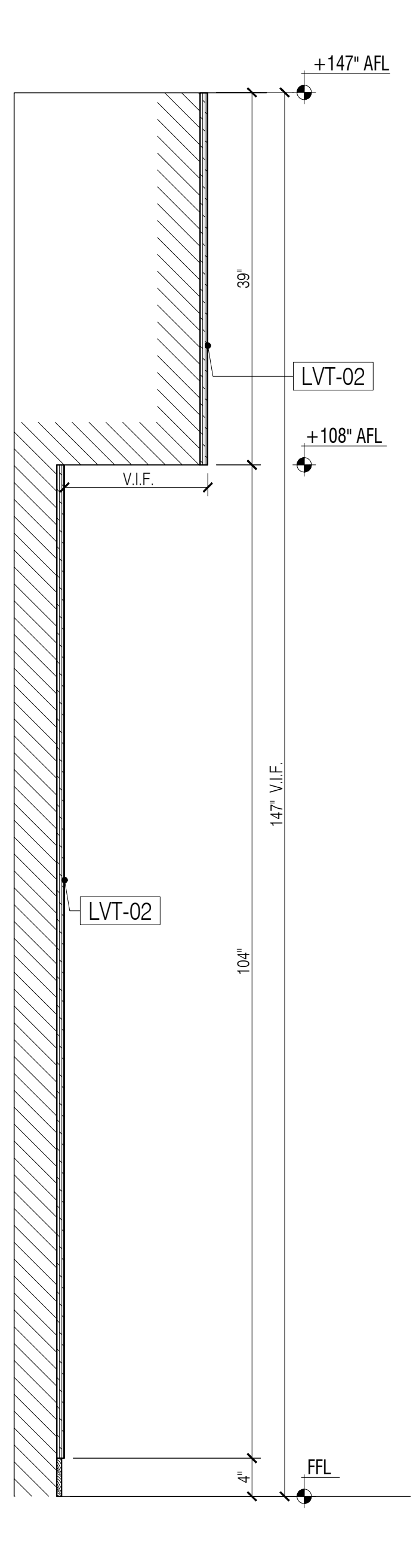
- A-101.00
- A-701.00
- A-804.00
- PRE-CONSTRUCTION REV. 21, DECEMBER, 2020



13 2.01C RECEPTION - ELEVATION
Scale: 1"=1'-0"



14 2.01C RECEPTION - ELEVATION
Scale: 1"=1'-0"




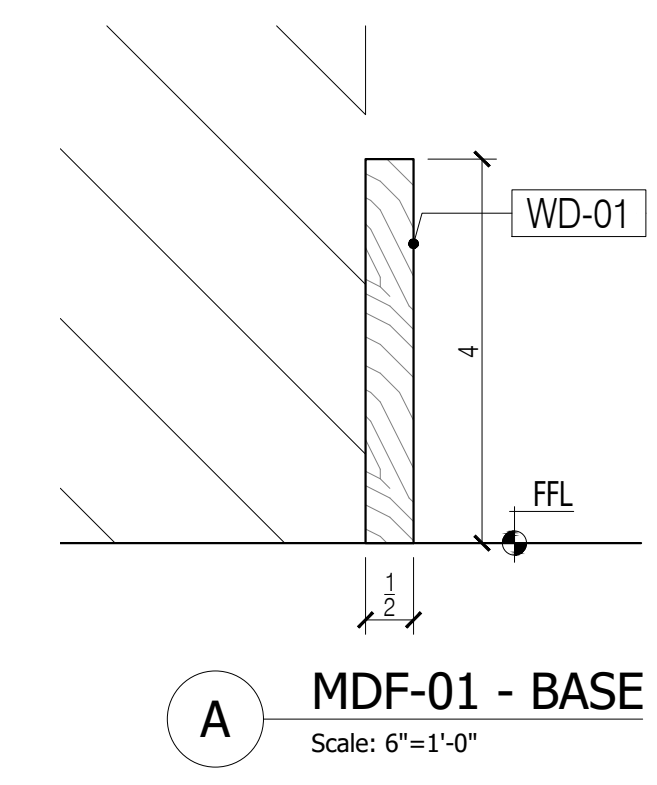
15 SECTION
Scale: 1-1/2"=1'-0"

DATE:	04/09/2021
NAME:	N.P.
NO:	1
REVISIONS:	SUBMISSION FOR APPROVAL
	REVISED AS PER COMMENTS
	2
SAMPLE PROJECT	
Finpoint Accelerating Excellence	
DATE :	04/09/2021
DRAWN BY :	N.P.
ARCHITECT :	TPG ARCHITECTURE 1300 WALT WHITMAN ROAD, MELVILLE, NY 11747
CONTRACTOR :	
DRAWING TITLE :	LVT PLANKS PLAN, ELEVATION, SECTIONS, DETAIL
ROOM OR SPACE :	2.01C 2ND.
FLOOR :	
PROJECT NUMBER:	418-20
DRAWING NUMBER:	
32-08	
6 OF 8	



1 BASE PLAN - 2ND FLOOR C
Scale: 3/32"=1'-0"

LEGEND	
WB-01	4" PRIMED WOOD BASE
LVT-02	LVT PLANKS



NO.	REVISIONS:	NAME:	DATE:
1	SUBMISSION FOR APPROVAL	M.Z.	04/01/2021
2	REVISED AS PER COMMENTS	M.Z.	04/20/2021

SAMPLE PROJECT



DATE : 10/12/2020

DRAWN BY : M.Z.

ARCHITECT :
TPG RACHITECTURE
1300 WALT WHITMAN ROAD MELVILLE, NY 11747

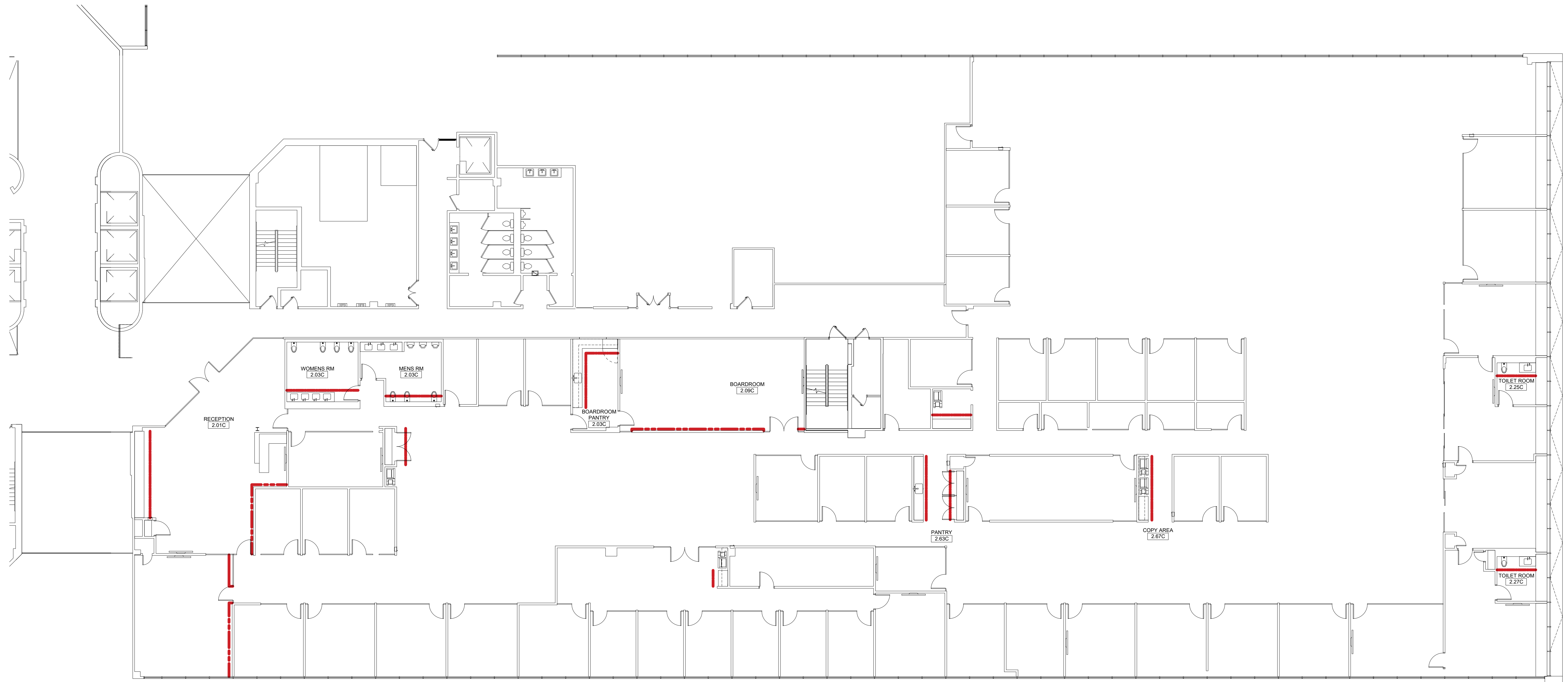
CONTRACTOR :

DRAWING TITLE :
BASE PLAN PLAN

ROOM OR SPACE :
FLOOR : 2

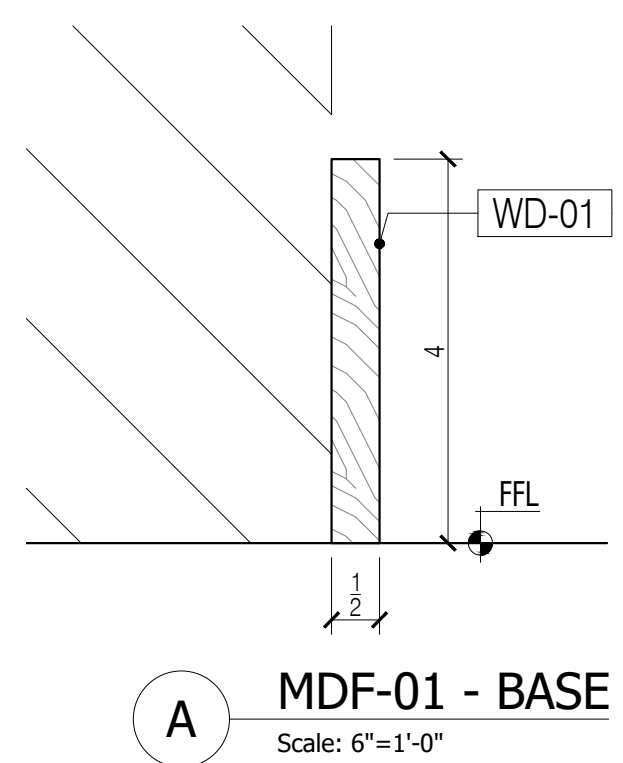
PROJECT NUMBER:
418-20

DRAWING NUMBER:
33-01




1 BASE PLAN - 2ND FLOOR C
Scale: 3/32"=1'-0"

LEGEND	
WB-01	4" PRIMED WOOD BASE



MDF-01 - BASE
Scale: 6"=1'-0"



NO.	REVISIONS:	NAME:	DATE:
1	SUBMISSION FOR APPROVAL	M.Z.	04/01/2021
2	REVISED AS PER COMMENTS	M.Z.	04/20/2021

SAMPLE PROJECT



DATE : 10/12/2020

DRAWN BY : M.Z.

ARCHITECT : TPG RACHITECTURE
1300 WALT WHITMAN ROAD MELVILLE, NY 11747

CONTRACTOR :

DRAWING TITLE : BASE PLAN PLAN

ROOM OR SPACE : FLOOR : 2

PROJECT NUMBER: 418-20

DRAWING NUMBER:

33-02