

55 HUDSON YARDS NEW YORK, N.Y. 10001 UNITED STATES

ITEM #	ITEM NAME	MK#
CS	COVER SHEET	
FS-01	FINISH	
KP-01	KEYPLAN & CS	
1-01	SEATING 102	
2-01	CLASSROOM 105	13, 14, 15
3-01	CLASSROOM 108	17, 18, 19
4-01	CLASSROOM 110	19, 20, 21, 22, 23
5-01	CLASSROOM 112	19, 22, 23, 24, 25
6-01	CORRIDOR 113	12
7-01	CLASSROOM 114 & 115	03, 04, 05, 06, 10, 11
8-01	CLASSROOM 116 & 117	05, 06, 07, 08, 10, 12
9-01	STAFF 118	29, 30
10-01	CORRIDOR 119	31, 32, 33
11-01	COLUMNS MIRROR & BALLET BAR	

NO:	1	2	3				
REVISIONS:	SUBMISSION FOR APPROVAL	REVISED AS PER COMMENTS	REVISED AS PER UPDATE COMMENTS				
NAME:	M.K.	M.K.	M.K.				
DATE:	10/30/2020	11/06/2020	11/30/2020				
SAMPLE PROJECT							
 <i>Finepoint</i> Accelerating Excellence							
DATE : 10/30/2020							
DRAWN BY : M.K.							
ARCHITECT : STREAMLINE USA CONSTRUCTION & MANAGEMENT							
CONTRACTOR : ELEVEN OF ELEVEN ARCHITECTURE PC 127 W 26TH ST #800, NEW YORK, NY, 10001							
DRAWING TITLE : COVER SHEET							
ROOM OR SPACE : 1ST FLOOR :							
PROJECT NUMBER: 176-20							
DRAWING NUMBER: CS							
1 OF 1							

**176-20
55 Hudson Yards (Vivvi), NY,**

PROJECT MATERIAL LOG

TAG	MATERIAL	MANUFACTURER	LOCATION	PRODUCT NAME & NUMBER	COLOR/SIZE/FINISH	REV.	DATE SUBTD.	DATE RESPONSE	STATUS		Remark	LEAD TIME
									APPROVED	NOT APPROVED		
PM-01	Plastic Laminate	Formica	Classrooms, Staff	Dover White 7197-58	Matte Finish	1	03.11.2020					1 week
CR-01	Solid Surface	Formica	Classrooms, Corridor 119, Staff	102 Arctic		1	03.11.2020					1 week
WC-02	Acousticord	Tretford	Classrooms, Corridor	ACS-16 Sunburst		1	03.11.2020					1 Week
WC-05	Magnetic Marker Board	Formica	Classrooms	M3091-90	Crystal Whitre Magnetic		03.11.2020					2 Weeks
WD-01	Wood	Millwork	Classrooms, Corridor	Maple Veneer Russian Edge Plywood	Clear Finish	1	03.11.2020					In house
GL-02	Plastic Laminate	Formica	Classrooms (114, 117)	M2021 Mirror Aluminum		1	03.11.2020					1 week
GL-01	Mirror		Columns	Clear Mirror Tempered w/Safety Film		1	03.11.2020					In stock
WD-02	Wood	PID Floors	Seating 102	Plain Sliced White Oak	UV Lacquer Finish, CGOR301	1	03.11.2020					1 week
PT-01	Paint	Benjamin Moore		White PM-2								
PT-03	Paint	Benjamin Moore		Baby Chick 2023-20								
PT-04	Paint	Benjamin Moore		Splash 2059-20								

HARDWARE QUANTITY

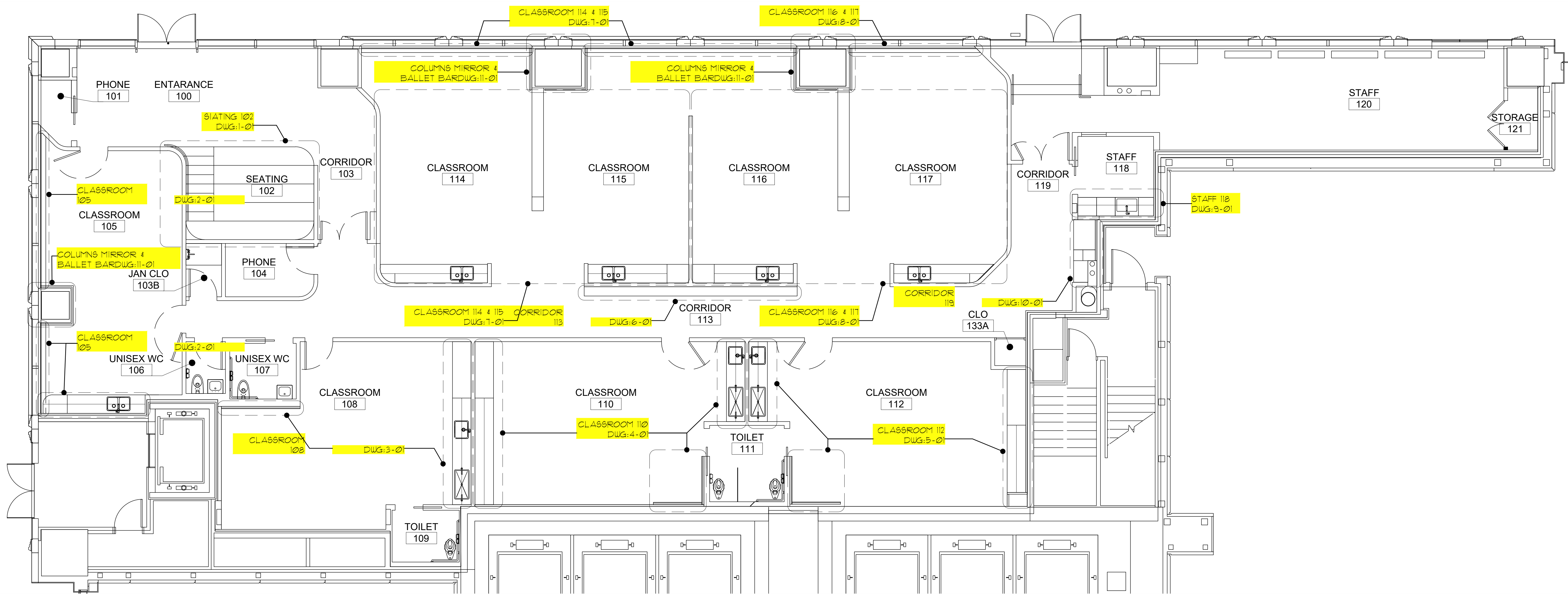
No.	Name	MODEL	FINISH	COLOR	FLOOR	COUNT	SUBTOTAL DOOR PULL	SUBTOTAL BRACKET				
1	CLASSROOM 105											
	PULL	SUGATSUNE/SWF-650	TBD	TBD	1	15	15	0				
	MAGNETIC LOCK	VMAISI-2WAY CHILD SAFETY	TBD	TBD	1	15	0	0				
2	CLASSROOM 108											
	PULL	SUGATSUNE/SWF-650	TBD	TBD	1	16	16	0				
	MAGNETIC LOCK	VMAISI-2WAY CHILD SAFETY	TBD	TBD	1	16	0	0				
3	CLASSROOM 110											
	PULL	SUGATSUNE/SWF-650	TBD	TBD	1	30	30	0				
	MAGNETIC LOCK	VMAISI-2WAY CHILD SAFETY	TBD	TBD	1	30	0	0				
4	CLASSROOM 112											
	PULL	SUGATSUNE/SWF-650	TBD	TBD	1	24	24	0				
	MAGNETIC LOCK	VMAISI-2WAY CHILD SAFETY	TBD	TBD	1	24	0	0				
5	CLASSROOM 114 & 115											
	PULL	SUGATSUNE/SWF-650	TBD	TBD	1	28	28	0				
	MAGNETIC LOCK	VMAISI-2WAY CHILD SAFETY	TBD	TBD	1	28	0	0				
6	CLASSROOM 116 & 117											
	PULL	SUGATSUNE/SWF-650	TBD	TBD	1	27	27	0				
	MAGNETIC LOCK	VMAISI-2WAY CHILD SAFETY	TBD	TBD	1	27	0	0				
7	STAFF 118											
	PULL	SUGATSUNE/SWF-650	TBD	TBD	1	11	11	0				
	MAGNETIC LOCK	VMAISI-2WAY CHILD SAFETY	TBD	TBD	1	11	0	0				
8	CORRIDOR 119											
	PULL	SUGATSUNE/SWF-650	TBD	TBD	1	4	4	0				
	MAGNETIC LOCK	VMAISI-2WAY CHILD SAFETY	TBD	TBD	1	4	0	0				
9	COLUMNS MIRROR & BALLET BAR											
	TB & MB EDGE	SCHLUTER JOLLY	BRUSHED NICKEL	ANODIZED ALUMINUM	1	122 LF	0	0				
	TOTAL						155	0				

NAME:	M.K.	DATE:	10/30/2020
NO:	1	REVISIONS:	SUBMISSION FOR APPROVAL
	2		REVISED AS PER COMMENTS
	3		REVISED AS PER UPDATE COMMENTS

SAMPLE PROJECT



DATE : 10/30/2020
DRAWN BY : M.K.
ARCHITECT : STREAMLINE USA CONSTRUCTION & MANAGEMENT
CONTRACTOR : ELEVEN OF ELEVEN ARCHITECTURE PC
127 W 26TH ST #800, NEW YORK, NY, 10001
DRAWING TITLE : FINISH
ROOM OR SPACE : 1ST FLOOR :
PROJECT NUMBER: 176-20
DRAWING NUMBER: FS-01
1 OF 1



1 KEY PLAN - FIRST FLOOR
Scale: 3/16"=1'-0"

NO.	REVISIONS:	NAME:	DATE:
1	SUBMISSION FOR APPROVAL	M.K.	10/30/2020
2	REVISED AS PER COMMENTS	M.K.	11/06/2020
3	REVISED AS PER UPDATE COMMENTS	M.K.	11/30/2020

SAMPLE PROJECT



DATE : 10/30/2020

DRAWN BY : M.K.

ARCHITECT : STREAMLINE USA
CONSTRUCTION & MANAGEMENT

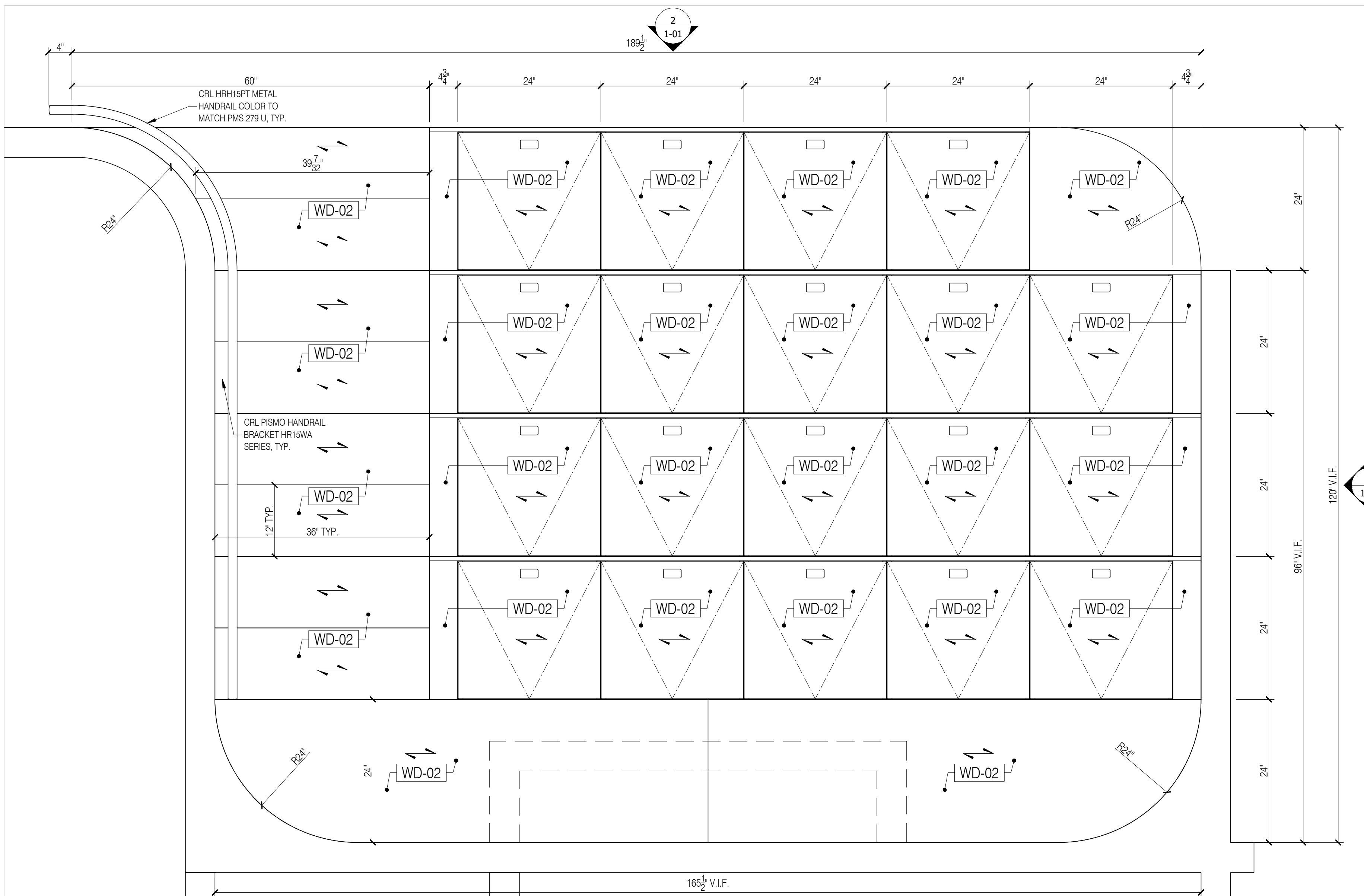
CONTRACTOR : ELEVEN OF ELEVEN ARCHITECTURE PC
127 W 26TH ST #800, NEW YORK, NY, 10001

DRAWING TITLE : KEY PLAN PLAN

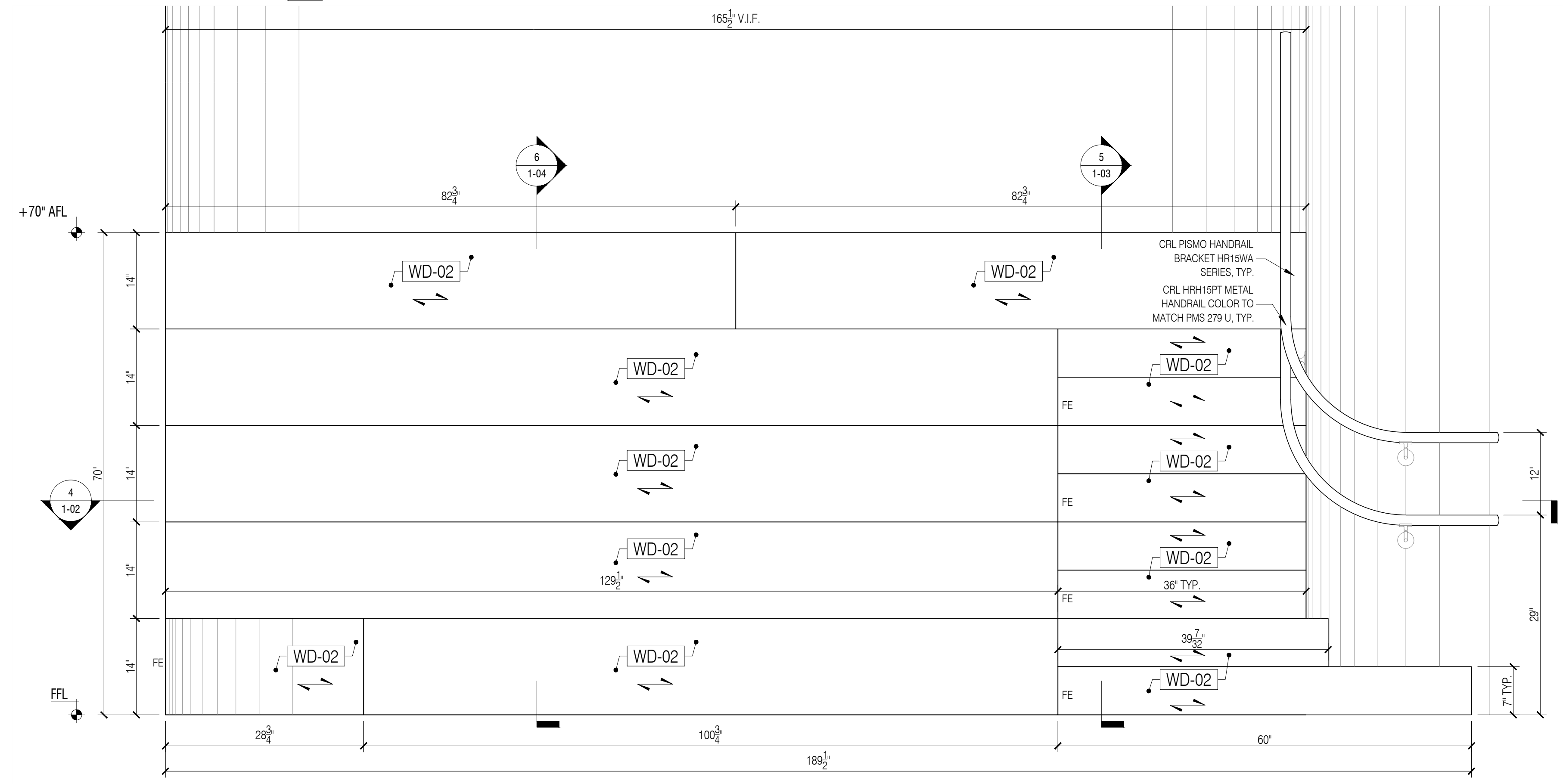
ROOM OR SPACE : 1ST FLOOR :

PROJECT NUMBER: 176-20

DRAWING NUMBER: **KP-01**



1 SEATING 102 - PLAN
Scale: 1"=1'-0"



2 SEATING 102 - ELEVATION
Scale: 1"=1'-0"


GENERAL NOTES

- SEE ARCHITECTURAL DWG FOR FINISH SCHEDULE
- ALL DIMENSIONS ARE VERIFY IN THE FIELD
- GC TO COORDINATE EXACT LOCATION OF OUTLET WITH MILLWORK
- GC TO PROVIDE ALL NECESSARY BLOCKING AS REQUIRED

QUANTITY				
ITEM #	FLOOR	DESCRIPTION	QTY	SUB TOTAL
1.	1st.	SEATING 102	1 EA	
TOTAL			1 EA	

REFERENCE DWG :

- A-150.00
- A-401.00, A-404.00, A-406.00
- A-740.00, A-741.00
- DESIGN OVERVIEW - AUGUST 4, 2020



NO:	REVISIONS:	NAME:	DATE:
1	SUBMISSION FOR APPROVAL	M.K.	10/30/2020
2	REVISED AS PER COMMENTS	M.K.	11/06/2020
3	REVISED AS PER UPDATE COMMENTS	M.K.	11/30/2020

SAMPLE PROJECT

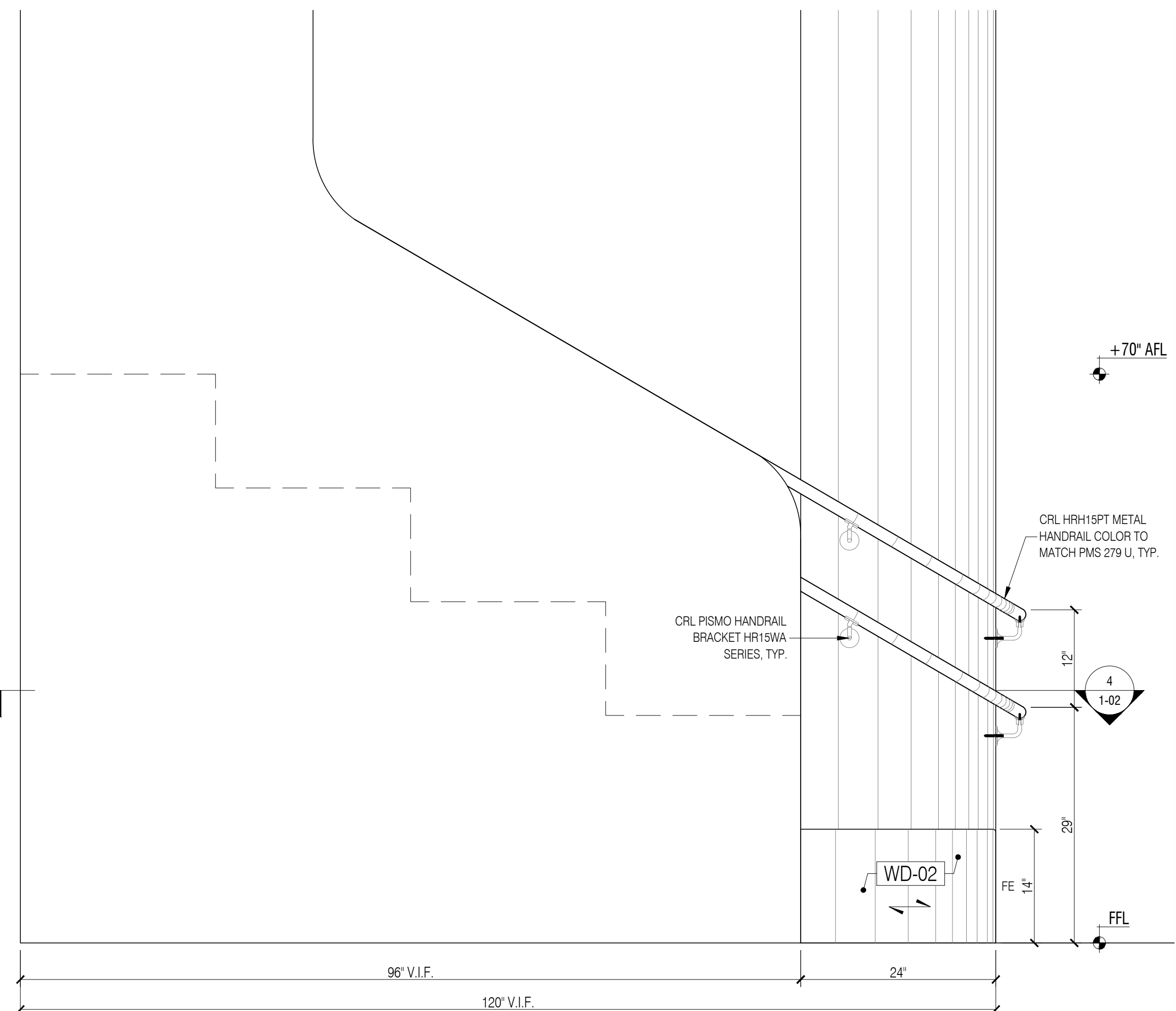
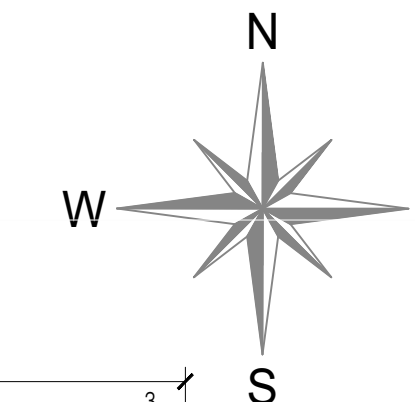


DATE :	10/30/2020
DRAWN BY :	M.K.
ARCHITECT :	STREAMLINE USA CONSTRUCTION & MANAGEMENT
CONTRACTOR :	ELEVEN OF ELEVEN ARCHITECTURE PC 127 W 26TH ST #800, NEW YORK, NY, 10001
DRAWING TITLE :	SEATING 102 PLAN, ELEVATION
ROOM OR SPACE :	1ST 102
PROJECT NUMBER:	176-20
DRAWING NUMBER:	1-01
1 OF 4	

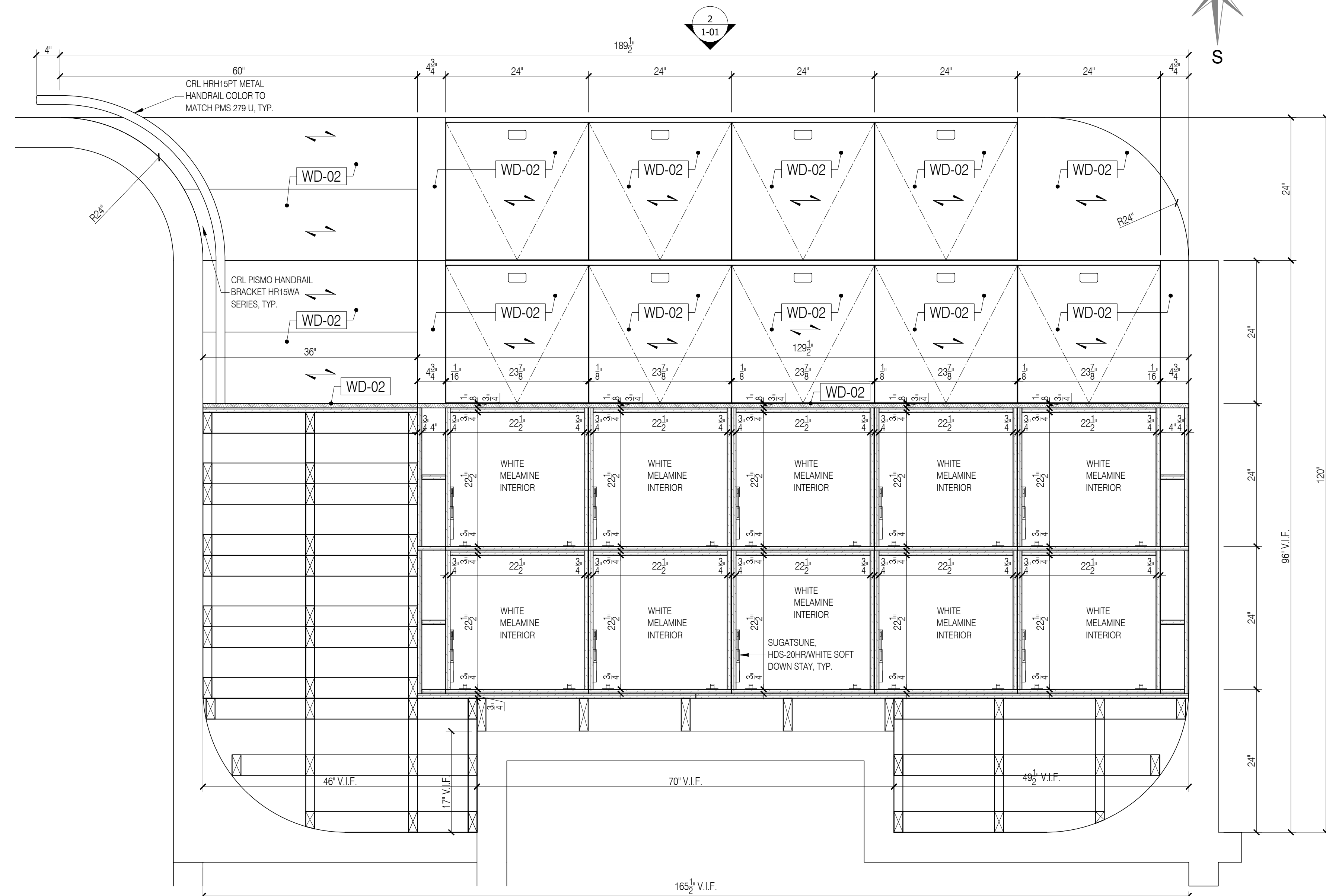
GENERAL NOTES				
1. SEE ARCHITECTURAL DWG FOR FINISH SCHEDULE				
2. ALL DIMENSIONS ARE VERIFY IN THE FIELD				
• GC TO COORDINATE EXACT LOCATION OF OUTLET WITH MILLWORK				
• GC TO PROVIDE ALL NECESSARY BLOCKING AS REQUIRED				

QUANTITY				
ITEM #	FLOOR	DESCRIPTION	QTY	SUB TOTAL
1.	1st.	SEATING 102	1 EA	
TOTAL			1 EA	

REFERENCE DWG :	
1.	A-150.00
2.	A-401.00, A-404.00, A-406.00
3.	A-740.00, A-741.00
4.	DESIGN OVERVIEW - AUGUST 4, 2020



3 SEATING 102 - ELEVATION
Scale: 1"=1'-0"



4 SEATING 102 - SECTION PLAN
Scale: 1"=1'-0"

NO:	REVISIONS:	NAME:	DATE:	
			M.K.	
1	SUBMISSION FOR APPROVAL	M.K.	10/30/2020	
2	REVISED AS PER COMMENTS	M.K.	11/06/2020	
3	REVISED AS PER UPDATE COMMENTS	M.K.	11/30/2020	

SAMPLE PROJECT



DATE : 10/30/2020

DRAWN BY : M.K.

ARCHITECT : STREAMLINE USA

CONSTRUCTION & MANAGEMENT

CONTRACTOR :

ELEVEN OF ELEVEN ARCHITECTURE PC
127 W 26TH ST #800, NEW YORK, NY. 10001

DRAWING TITLE :

SEATING 102
ELEVATION, SECTION PLAN

ROOM OR SPACE : 1ST 102

PROJECT NUMBER: 176-20

DRAWING NUMBER:

1-02

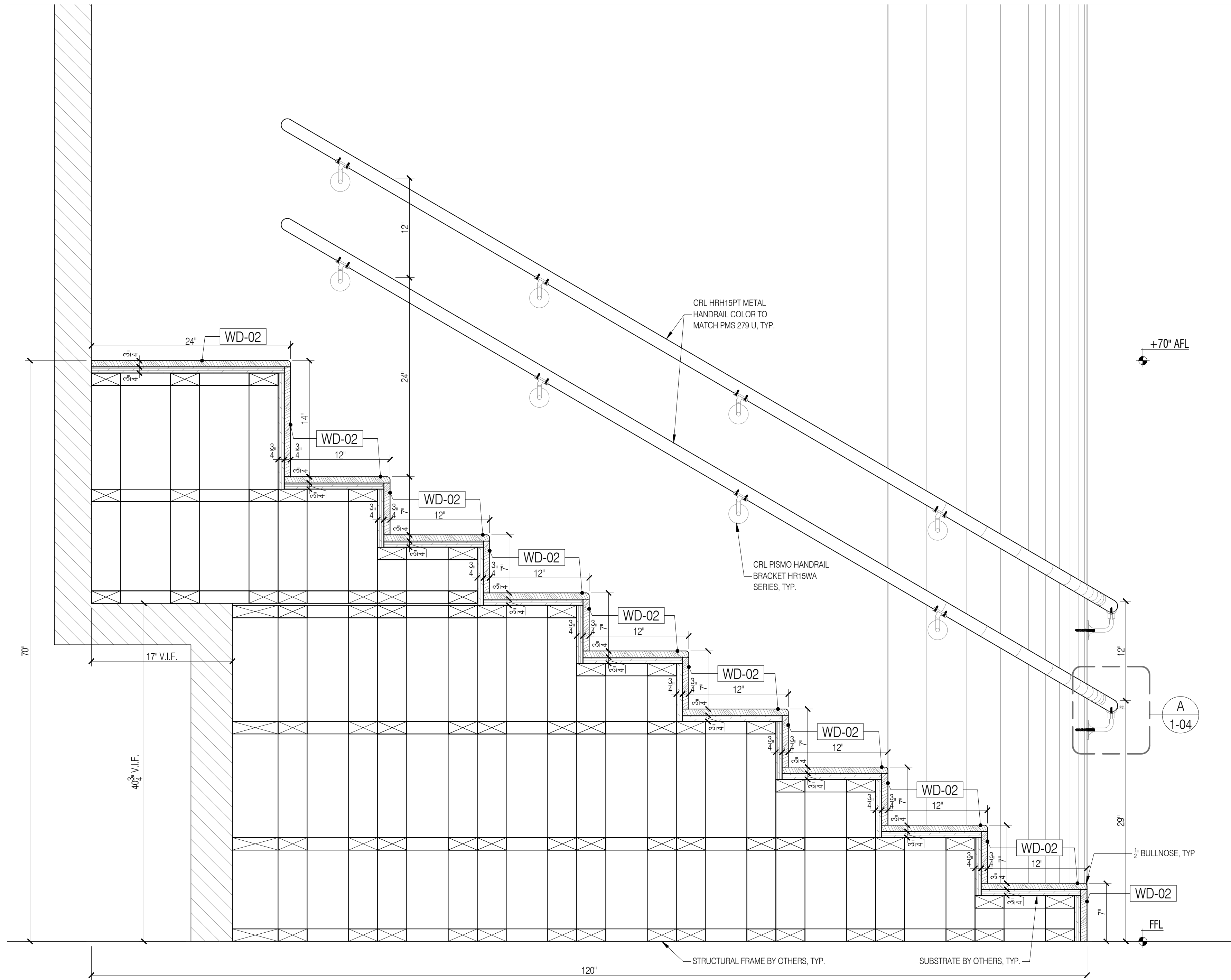
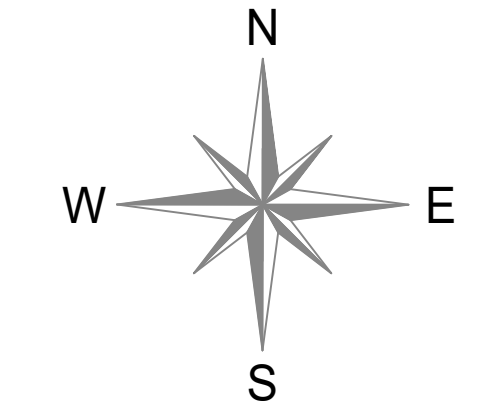
GENERAL NOTES

- SEE ARCHITECTURAL DWG FOR FINISH SCHEDULE
- ALL DIMENSIONS ARE VERIFY IN THE FIELD
- GC TO COORDINATE EXACT LOCATION OF OUTLET WITH MILLWORK
- GC TO PROVIDE ALL NECESSARY BLOCKING AS REQUIRED

QUANTITY				
ITEM #	FLOOR	DESCRIPTION	QTY	SUB TOTAL
1.	1st.	SEATING 102	1 EA	
TOTAL			1 EA	

REFERENCE DWG :

- A-150.00
- A-401.00, A-404.00, A-406.00
- A-740.00, A-741.00
- DESIGN OVERVIEW - AUGUST 4, 2020



5 SECTION - SEATING 102 STAIRS
Scale: 1-1/2"=1'-0"

NO:	REVISIONS:	NAME:	DATE:
1	SUBMISSION FOR APPROVAL	M.K.	10/30/2020
2	REVISED AS PER COMMENTS	M.K.	11/06/2020
3	REVISED AS PER UPDATE COMMENTS	M.K.	11/30/2020

SAMPLE PROJECT



DATE : 10/30/2020

DRAWN BY : M.K.

ARCHITECT : STREAMLINE USA CONSTRUCTION & MANAGEMENT

CONTRACTOR : ELEVEN OF ELEVEN ARCHITECTURE PC
127 W 26TH ST #800, NEW YORK, NY. 10001

DRAWING TITLE : SEATING 102 SECTION

ROOM OR SPACE : 1ST 102

PROJECT NUMBER: 176-20

DRAWING NUMBER: 1-03

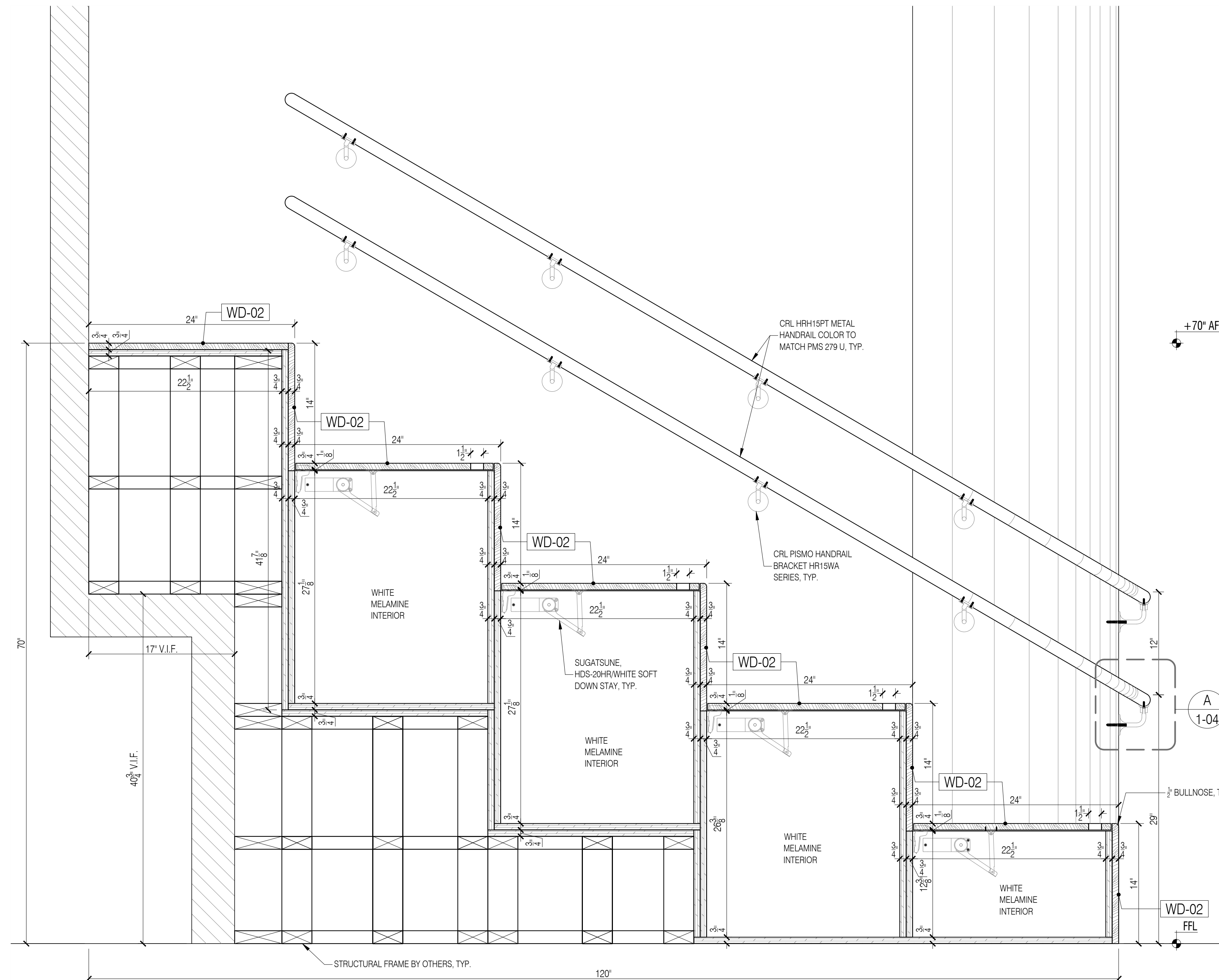

GENERAL NOTES

- SEE ARCHITECTURAL DWG FOR FINISH SCHEDULE
- ALL DIMENSIONS ARE VERIFY IN THE FIELD
- GC TO COORDINATE EXACT LOCATION OF OUTLET WITH MILLWORK
- GC TO PROVIDE ALL NECESSARY BLOCKING AS REQUIRED

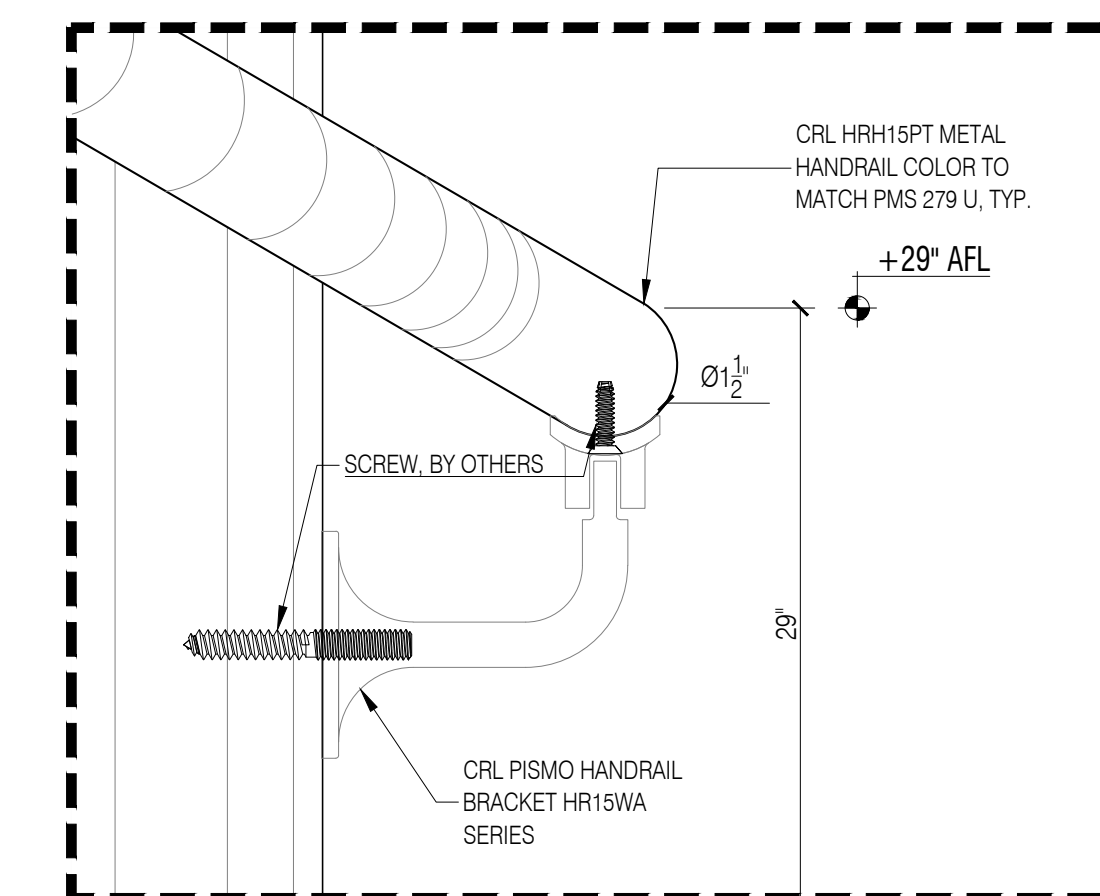
QUANTITY				
ITEM #	FLOOR	DESCRIPTION	QTY	SUB TOTAL
1.	1st.	SEATING 102	1 EA	
TOTAL			1 EA	

REFERENCE DWG :

- A-150.00
- A-401.00, A-404.00, A-406.00
- A-740.00, A-741.00
- DESIGN OVERVIEW - AUGUST 4, 2020



6 SECTION - SEATING 102
Scale: 1-1/2"=1'-0"



A DETAIL - HANDRAIL
Scale: 6"=1'-0"

NO.	REVISIONS:	NAME:	DATE:
1	SUBMISSION FOR APPROVAL	M.K.	10/30/2020
2	REVISED AS PER COMMENTS	M.K.	11/06/2020
3	REVISED AS PER UPDATE COMMENTS	M.K.	11/30/2020

SAMPLE PROJECT



DATE : 10/30/2020

DRAWN BY : M.K.

ARCHITECT :
STREAMLINE USA
CONSTRUCTION & MANAGEMENT

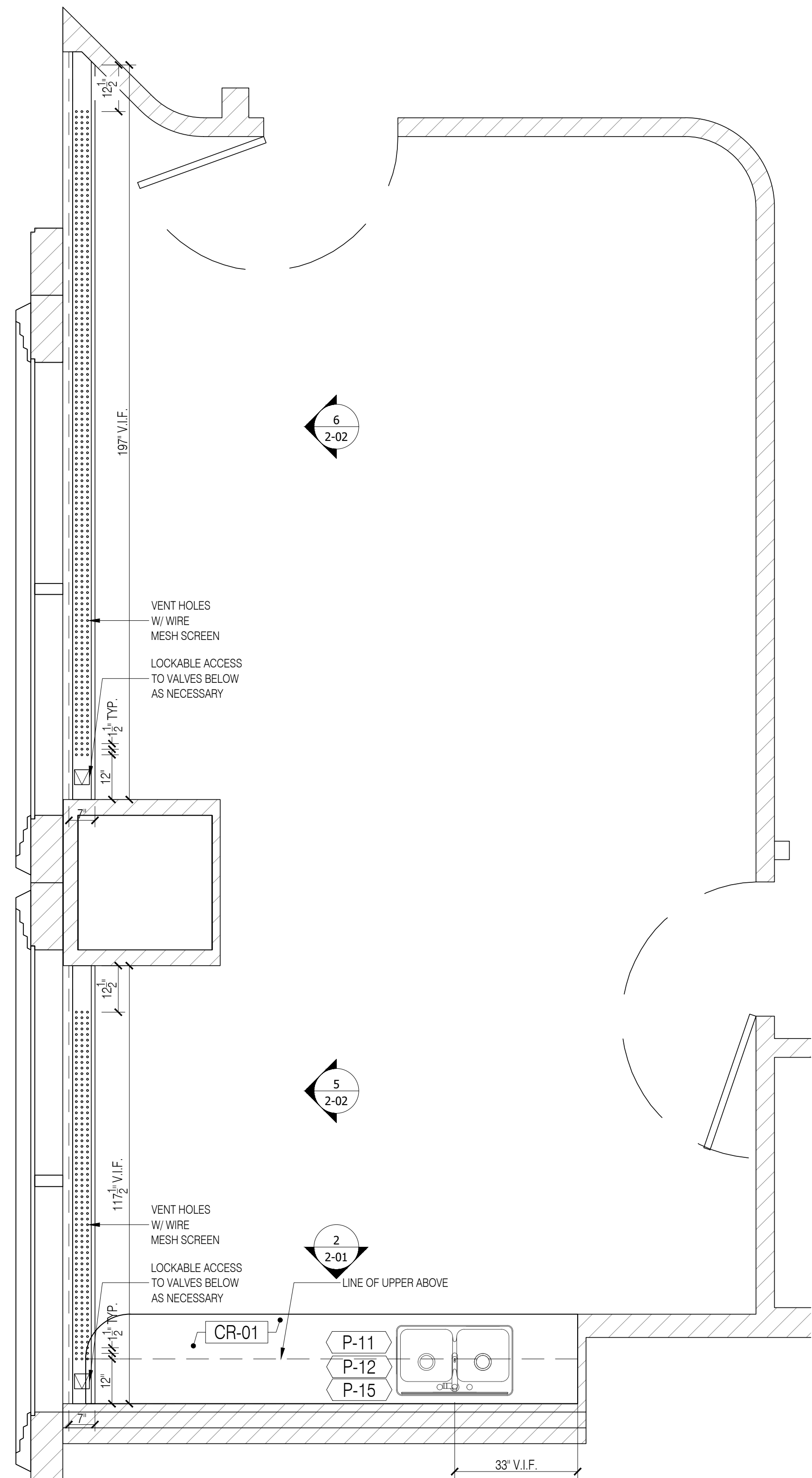
CONTRACTOR :
ELEVEN OF ELEVEN ARCHITECTURE PC
127 W 26TH ST #800, NEW YORK, NY, 10001

DRAWING TITLE :
SEATING 102 SECTION

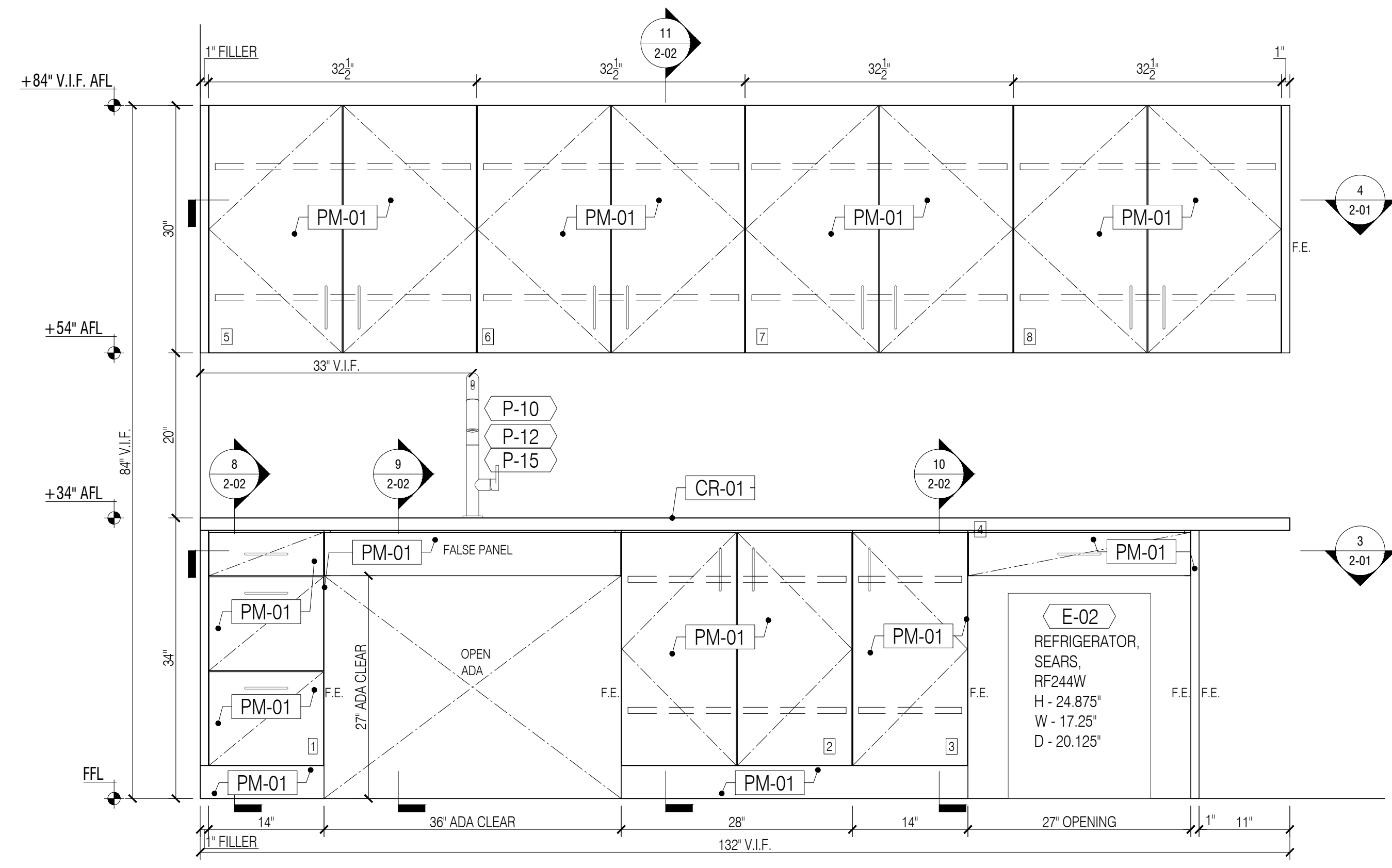
ROOM OR SPACE :
1ST 102

PROJECT NUMBER:
176-20

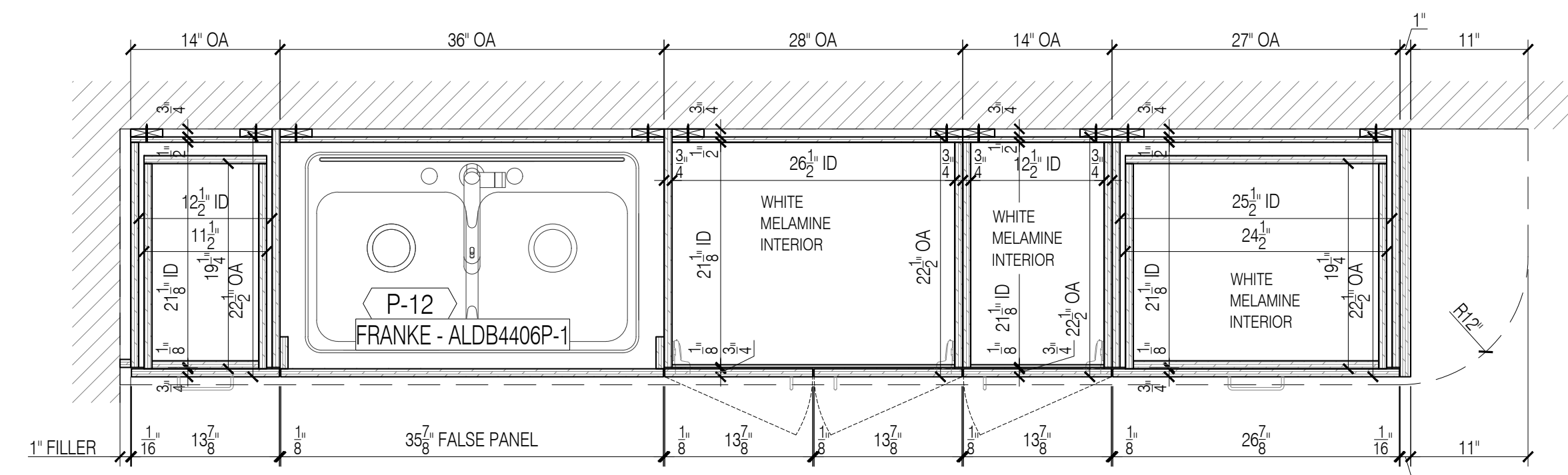
DRAWING NUMBER:
1-04



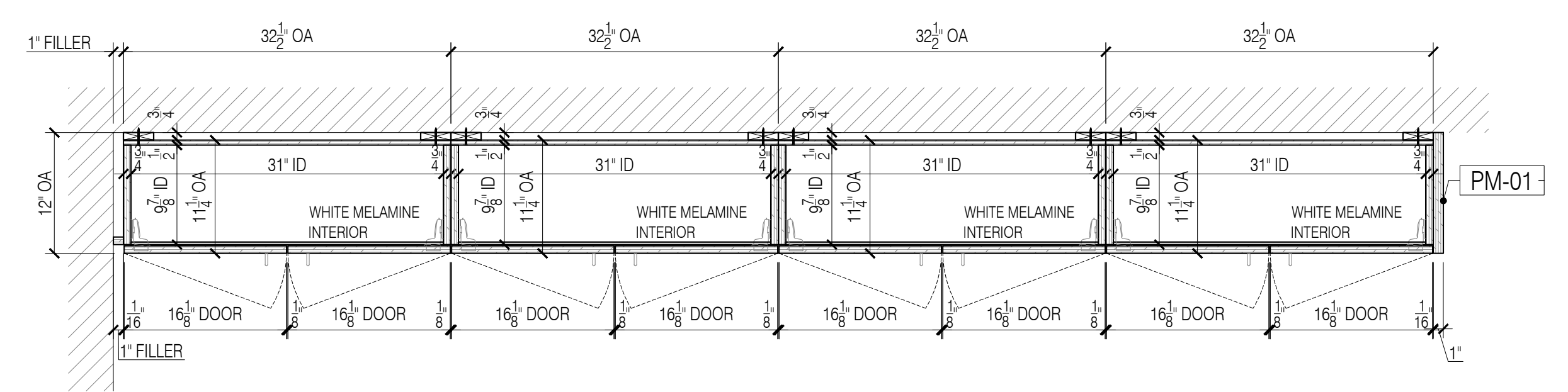
1 CLASSROOM 105 - PLAN
Scale: 1/2"=1'-0"



2 MK13 & MK14 CLASSROOM 105 - ELEVATION
Scale: 1"=1'-0"



3 MK13 CLASSROOM 105 - SECTION PLAN
Scale: 1"=1'-0"



4 MK14 CLASSROOM 105 - SECTION PLAN
Scale: 1"=1'-0"

GENERAL NOTES

- SEE ARCHITECTURAL DWG FOR FINISH SCHEDULE
- ARCHITECT PLEASE CONFIRM ALL MARKED/NOTED CONDITIONS
- ALL DIMENSIONS ARE VERIFY IN THE FIELD

- ALL EDGES ARE TAPPED TO MATCH FACE FINISH U.N.O.
- GC TO COORDINATE EXACT LOCATION OF OUTLET WITH MILLWORK
- GC TO PROVIDE ALL NECESSARY BLOCKING AS REQUIRED

QUANTITY

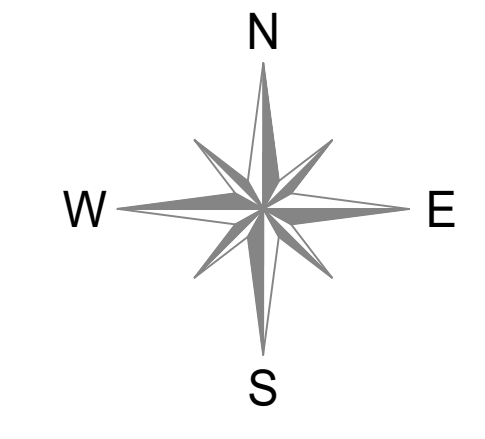
ITEM #	FLOOR	DESCRIPTION	QTY	SUB TOTAL
1.	1st	CLASSROOM 105	1 EA	
2	1st	RADIATOR COVERS	2 EA	
TOTAL			3 EA	

REFERENCE DWG :

- A-150.00, A-402.00, A-701.00
- REVISION 1, AUGUST 4th 2020

APPLIANCE SCHEDULE

E-02	- UNDERCOUNTER REFRIGERATOR, SEARS RF-244W WHITE
P-10	- FAUCET/ AMERICAN STANDARD 481.90 POLISHED CHROME
P-12	- SINK/ FRANKE/ ALDB4406P-1 STAINLESS STEEL
P-15	- CLIP FILLER/ INDIANATOR/ F-HC1100 CHROME



NO:	REVISIONS:	DATE:
1	SUBMISSION FOR APPROVAL	10/30/2020
2	REVISED AS PER COMMENTS	11/06/2020
3	REVISED AS PER UPDATE COMMENTS	11/30/2020

SAMPLE PROJECT



DATE : 10/30/2020

DRAWN BY : A.M.

ARCHITECT : ELEVEN OF ELEVEN ARCHITECTURE PC
127 W 26TH ST #800, NEW YORK, N.Y. 10001

CONTRACTOR : STREAMLINE USA
CONSTRUCTION & MANAGEMENT

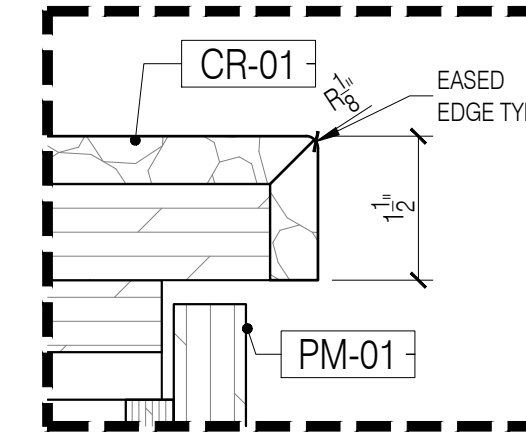
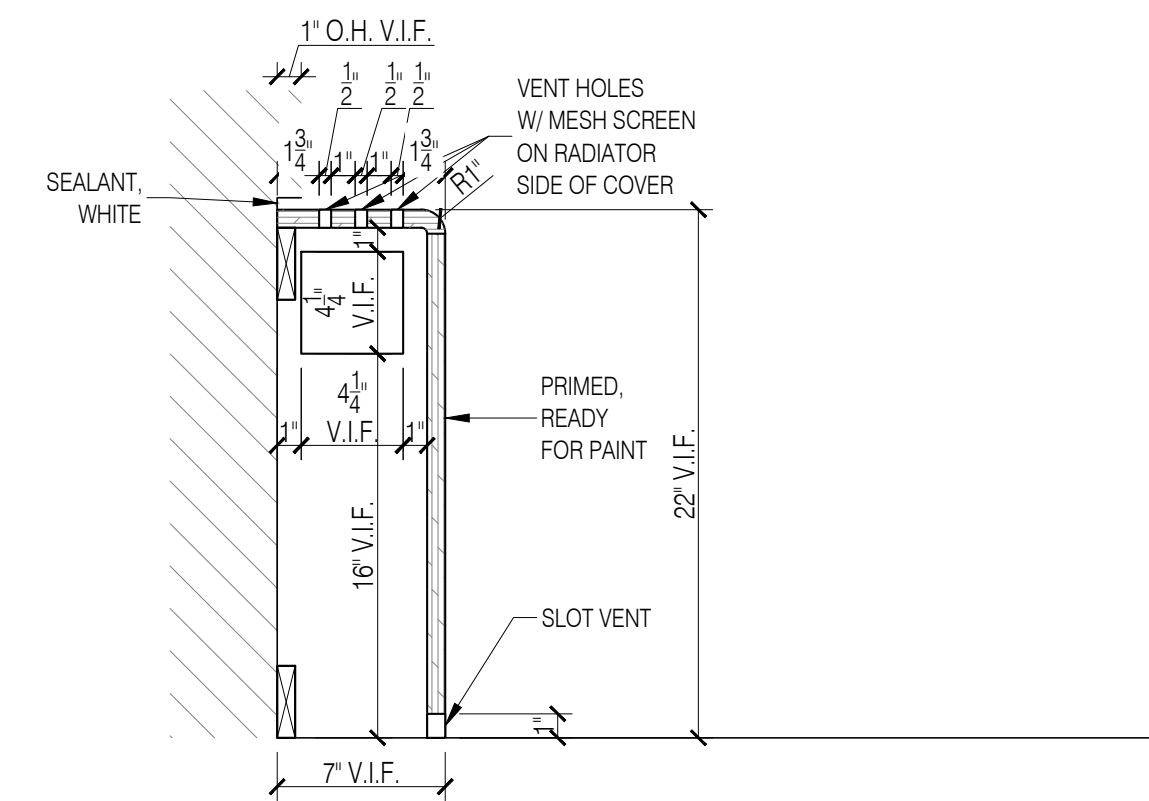
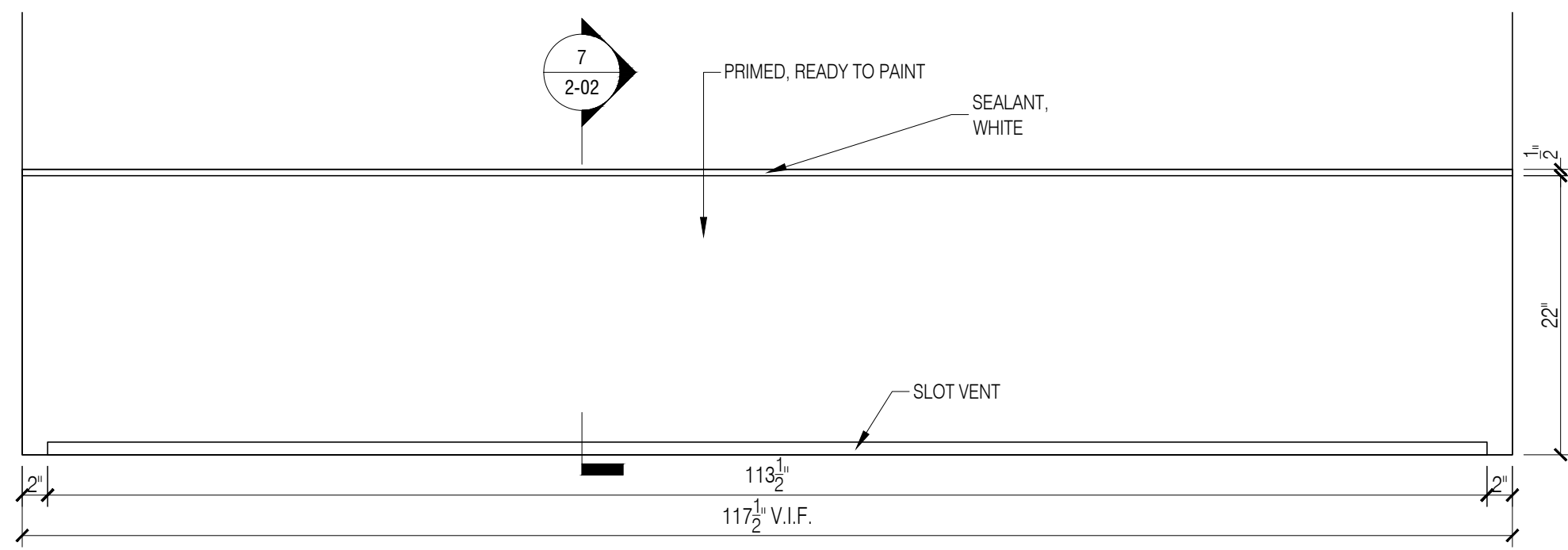
DRAWING TITLE : CLASSROOM 105
PLAN, ELEVATION, SECTIONS

ROOM OR FLOOR :
SPACE : 105 1ST

PROJECT NUMBER:
176-20

DRAWING NUMBER:

2-01



- GENERAL NOTES**
- SEE ARCHITECTURAL DWG FOR FINISH SCHEDULE
 - ARCHITECT PLEASE CONFIRM ALL MARKED/NOTED CONDITIONS
 - ALL DIMENSIONS ARE VERIFY IN THE FIELD
- ALL EDGES ARE TAPPED TO MATCH FACE FINISH U.N.O.
 - GC TO COORDINATE EXACT LOCATION OF OUTLET WITH MILLWORK
 - GC TO PROVIDE ALL NECESSARY BLOCKING AS REQUIRED

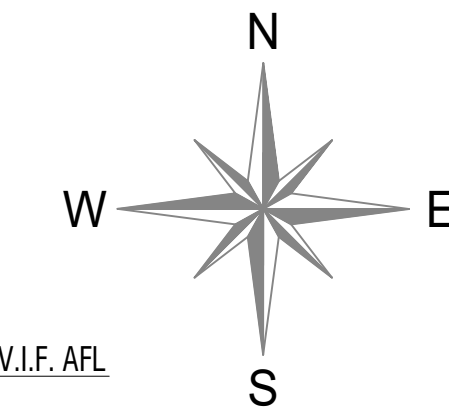
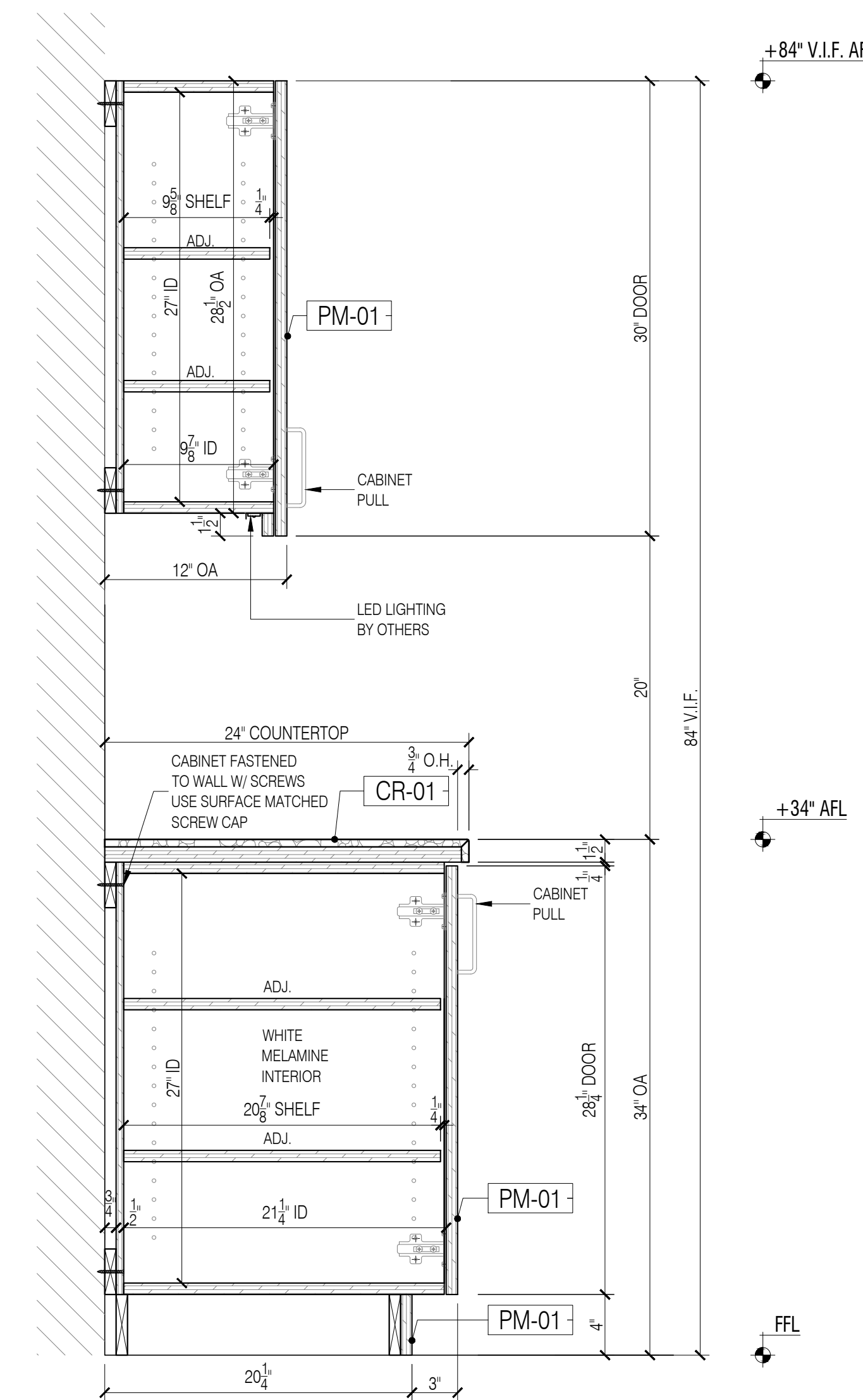
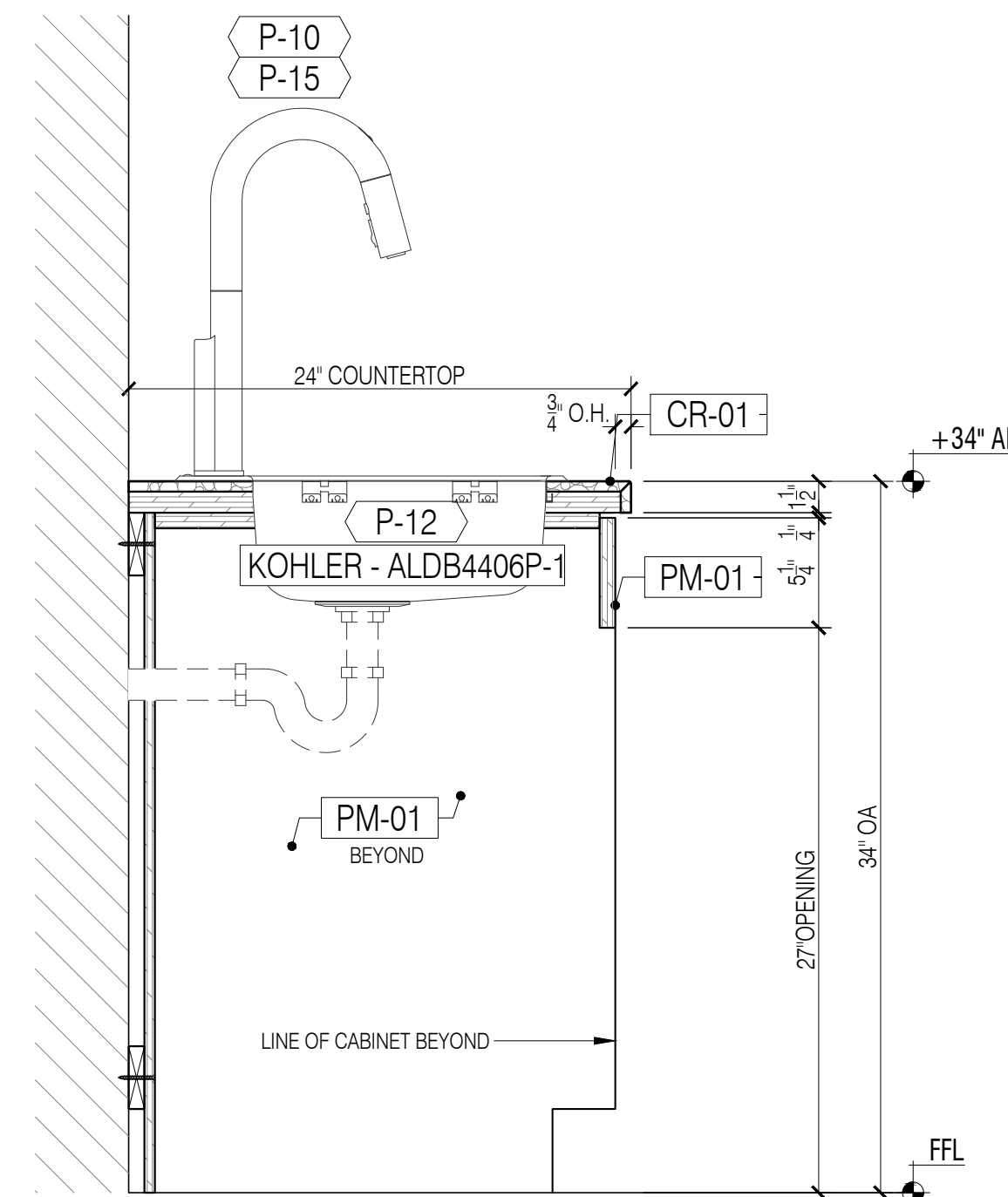
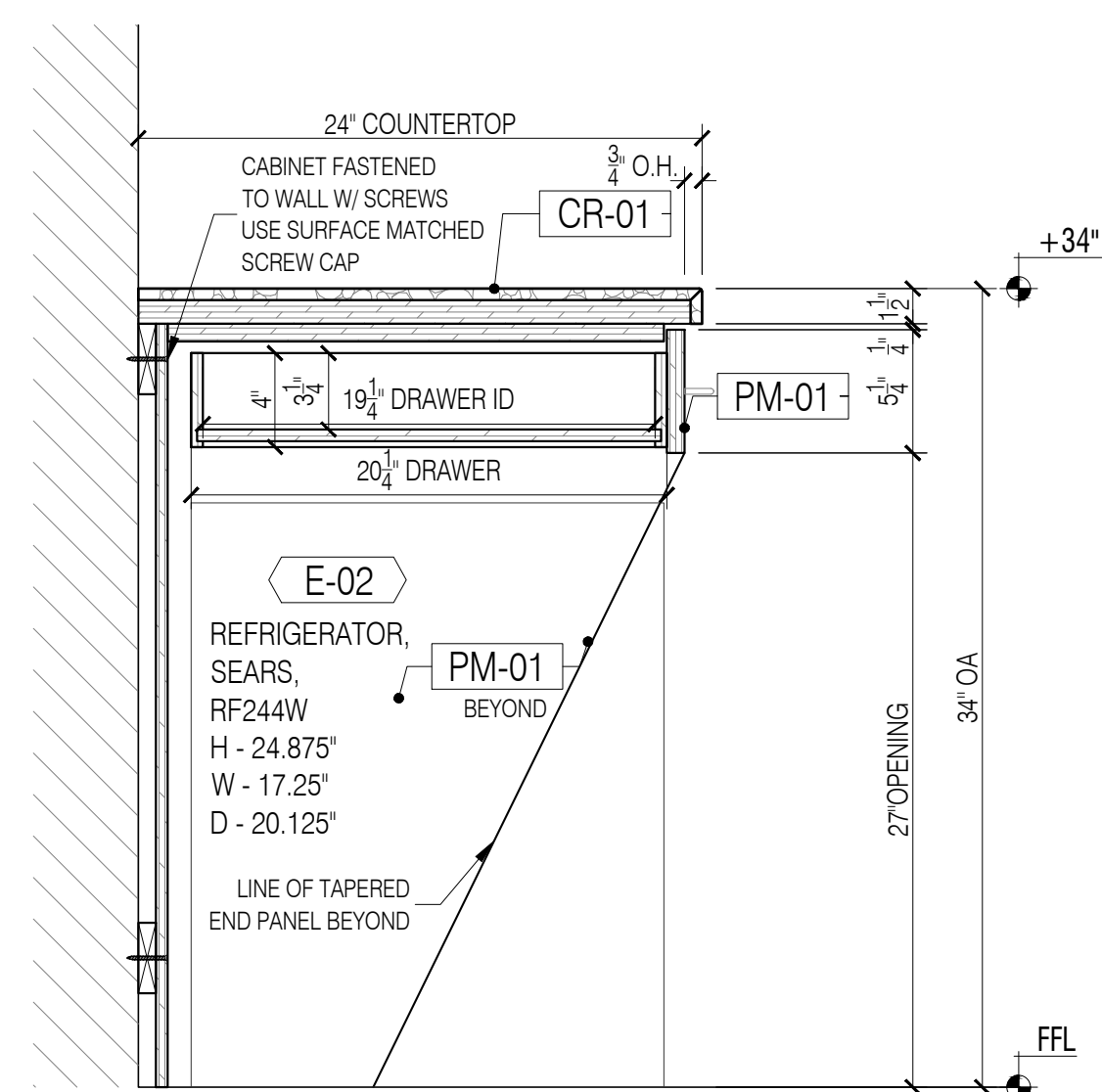
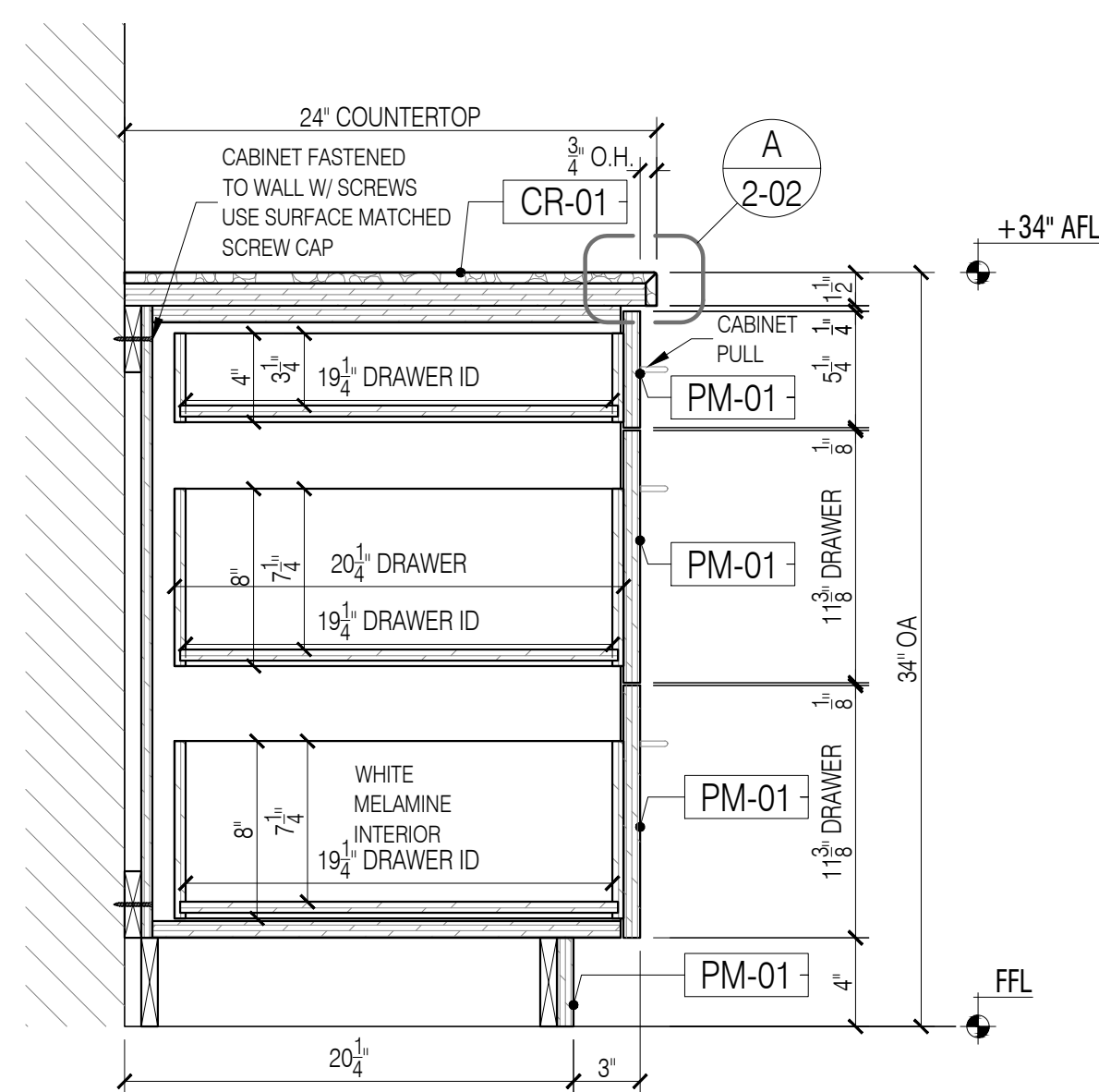
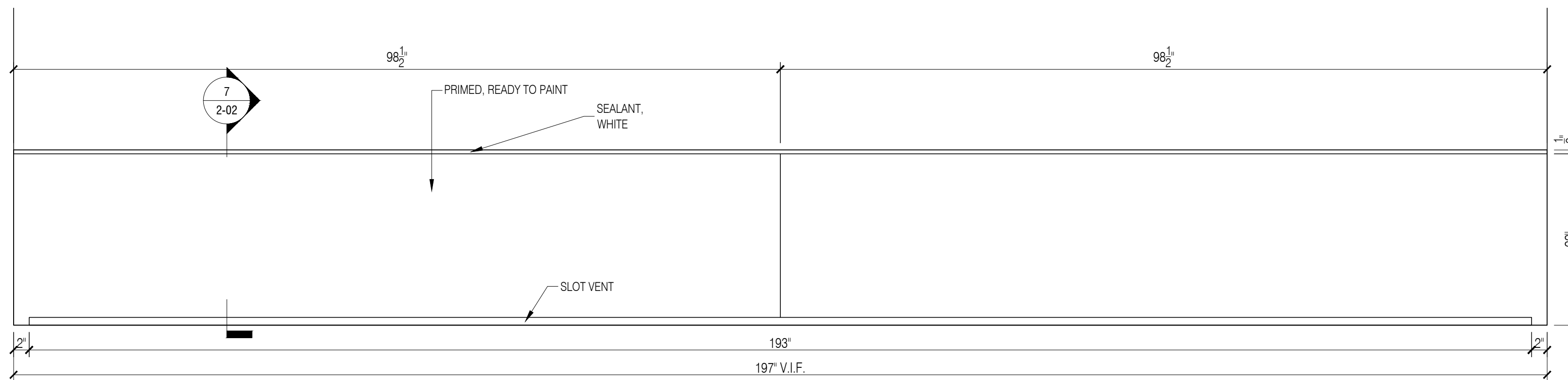
QUANTITY

ITEM #	FLOOR	DESCRIPTION	QTY	SUB TOTAL
1.	1st	CLASSROOM 105	1 EA	
2	1st	RADIATOR COVERS	2 EA	
TOTAL			3 EA	

- REFERENCE DWG :**
- A-150.00, A-402.00, A-701.00
 - REVISION 1, AUGUST 4th 2020

APPLIANCE SCHEDULE

E-02	- UNDERCOUNTER REFRIGERATOR/ SEARS RF-244W WHITE
P-10	- FAUCET/ AMERICAN STANDARD 481.90 POLISHED CHROME
P-12	- SINK/ FRAMKE ALDB4406P-1 STAINLESS STEEL
P-15	- CLIP FILLER/ INGENERATOR F-HC1100 CHROME



REVISIONS:

NO.	REVISIONS:	DATE:
1	SUBMISSION FOR APPROVAL	10/30/2020
2	REVISED AS PER COMMENTS	11/06/2020
3	REVISED AS PER UPDATE COMMENTS	11/30/2020

SAMPLE PROJECT



DATE : 10/30/2020

DRAWN BY : A.M.

ARCHITECT : ELEVEN OF ELEVEN ARCHITECTURE PC
127 W 26TH ST #800, NEW YORK, N.Y. 10001

CONTRACTOR : STREAMLINE USA
CONSTRUCTION & MANAGEMENT

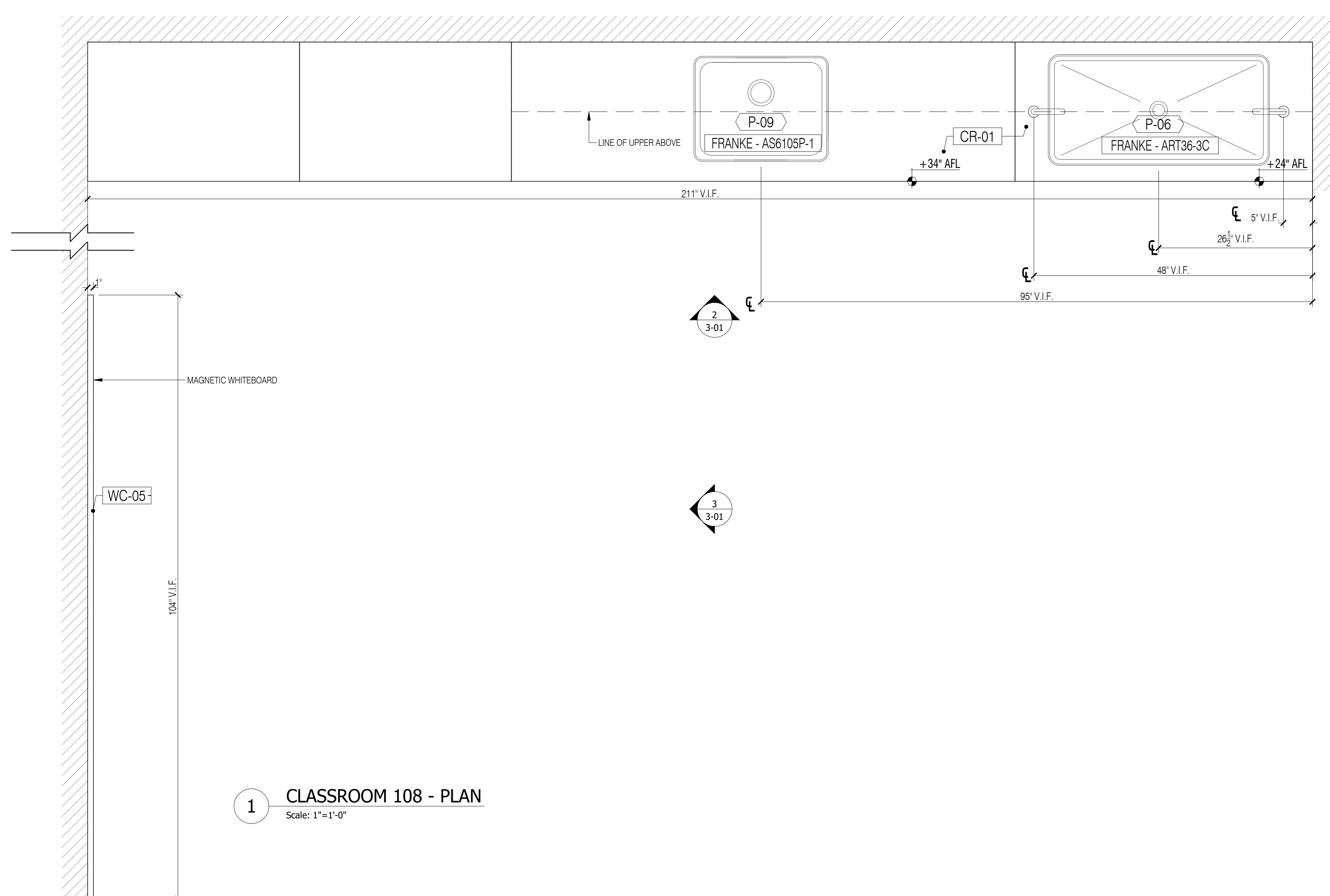
DRAWING TITLE : CLASSROOM 105 ELEVATIONS, SECTIONS

ROOM OR SPACE : 105 FLOOR : 1ST

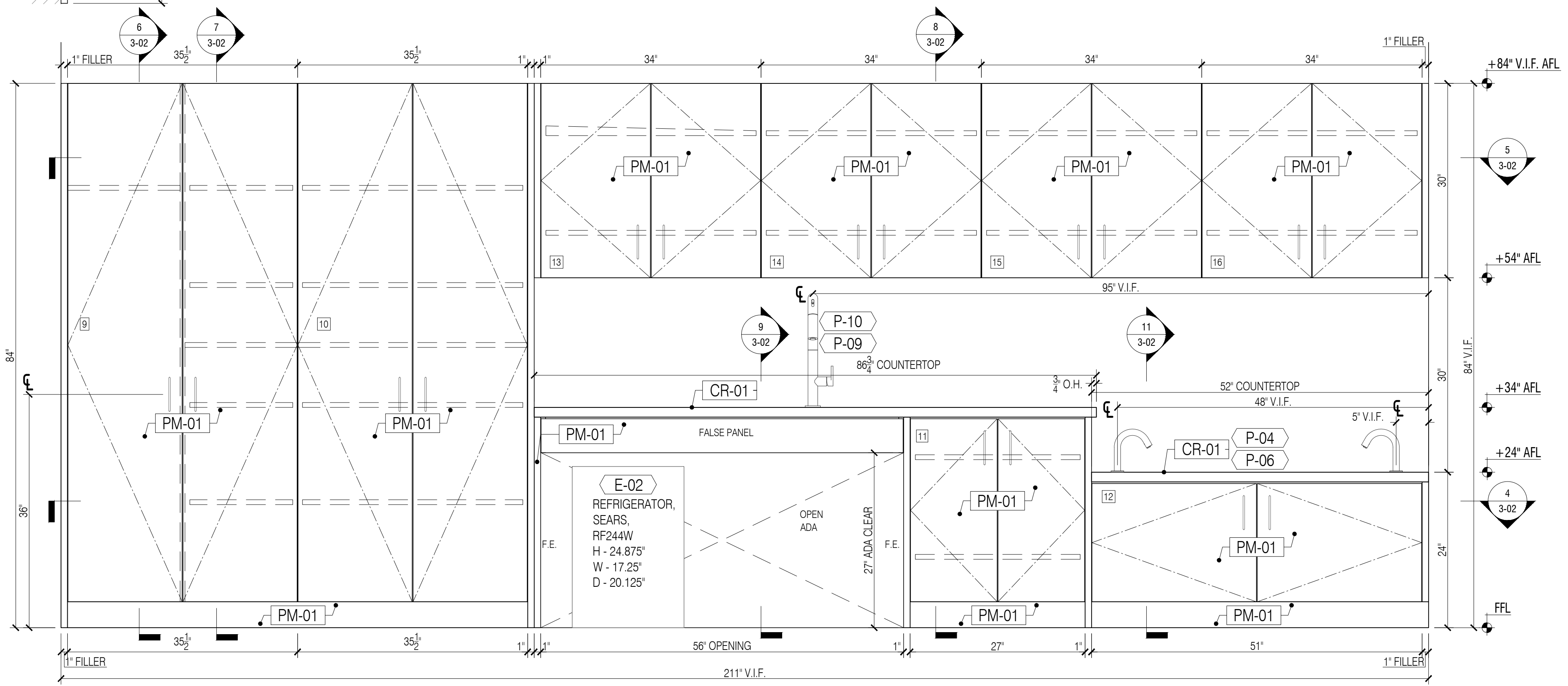
PROJECT NUMBER : 176-20

DRAWING NUMBER : 2-02

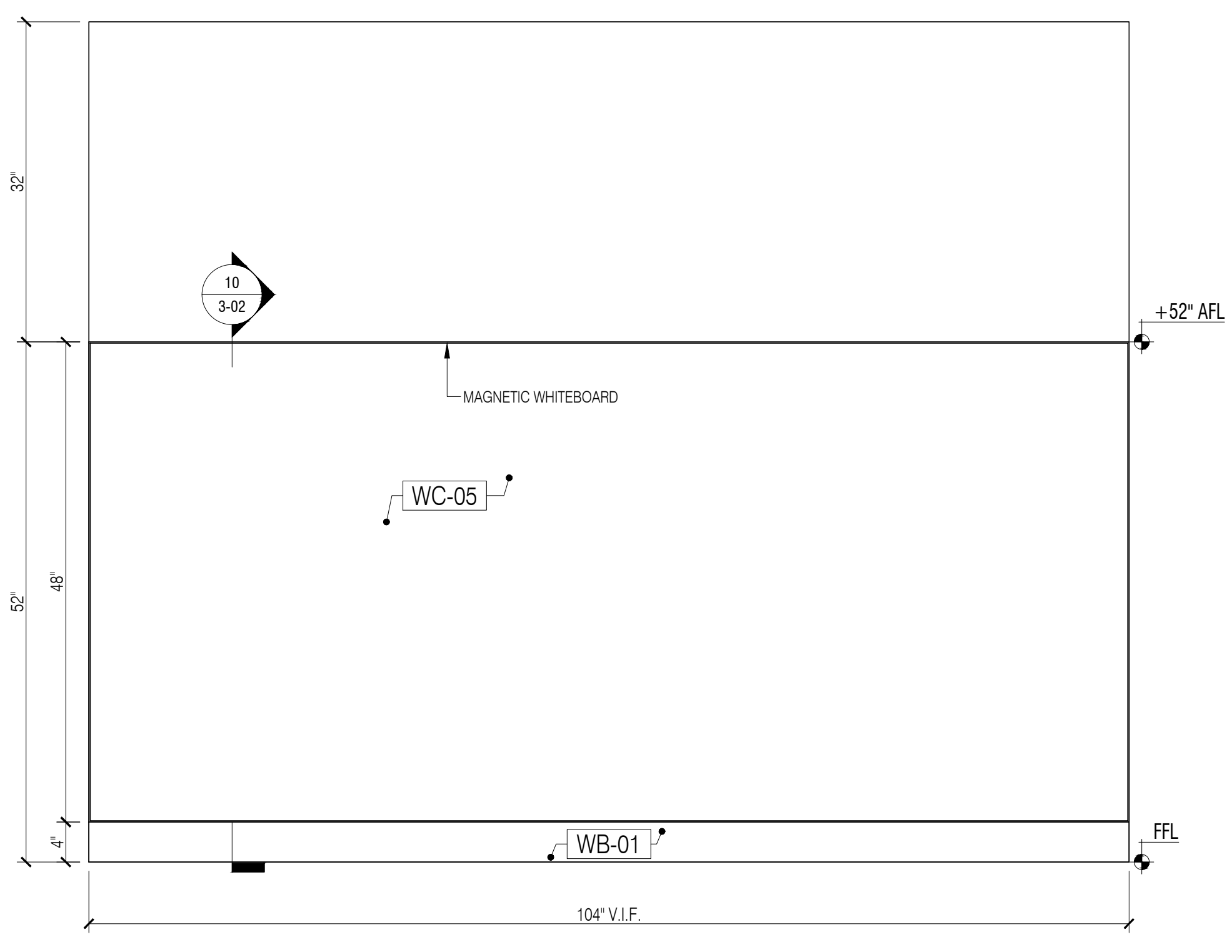
2 OF 2



1 CLASSROOM 108 - PLAN
Scale: 1"=1'-0"



2 MK19, MK17, MK18 CLASSROOM 108 - ELEVATION
Scale: 1"=1'-0"



3 CLASSROOM 108 - ELEVATION
Scale: 1"=1'-0"

GENERAL NOTES

- SEE ARCHITECTURAL DWG FOR FINISH SCHEDULE
- ARCHITECT PLEASE CONFIRM ALL MARKED/NOTED CONDITIONS
- ALL DIMENSIONS ARE VERIFY IN THE FIELD

- ALL EDGES ARE TAPPED TO MATCH FACE FINISH U.N.O.
- GC TO COORDINATE EXACT LOCATION OF OUTLET WITH MILLWORK
- GC TO PROVIDE ALL NECESSARY BLOCKING AS REQUIRED

QUANTITY


ITEM #	FLOOR	DESCRIPTION	QTY	SUB TOTAL
1.	1st	CLASSROOM 108	1 EA	
2	1st	MARKERBOARD	1 EA	
TOTAL			2 EA	

REFERENCE DWG :

- A-150.00, A-404.00, A-703.00
- REVISION 1, AUGUST 4th 2020

APPLIANCE SCHEDULE

E-02	-UNDERCOUNTER REFRIGERATOR, SEARS RF-244W WHITE
P-04	-CHILDRENS FAUCET(TOTO) TELL15-D18ET1 POLISHED CHROME
P-06	-CHILDRENS SINK, FRANKE/ART36-3C STAINLESS STEEL
P-09	-TEACHERS SINK, FRANKE/AS6105P-1 STAINLESS STEEL
P-10	-TEACHERS FAUCET, AMERICAN STANDARD 4913 30 POLISHED CHROME

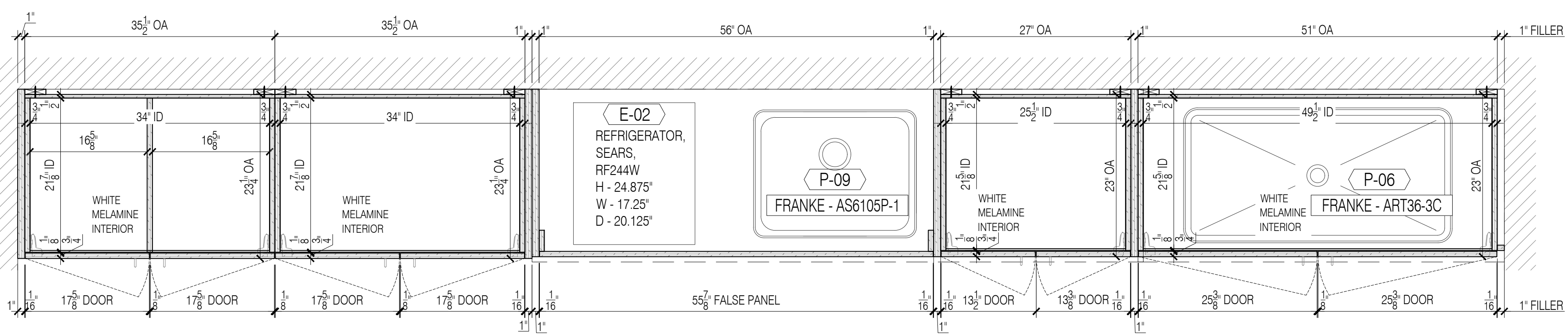


NO:	REVISIONS:	DATE:
1	SUBMISSION FOR APPROVAL	10/30/2020
2	REVISED AS PER COMMENTS	11/06/2020
3	REVISED AS PER UPDATE COMMENTS	11/30/2020

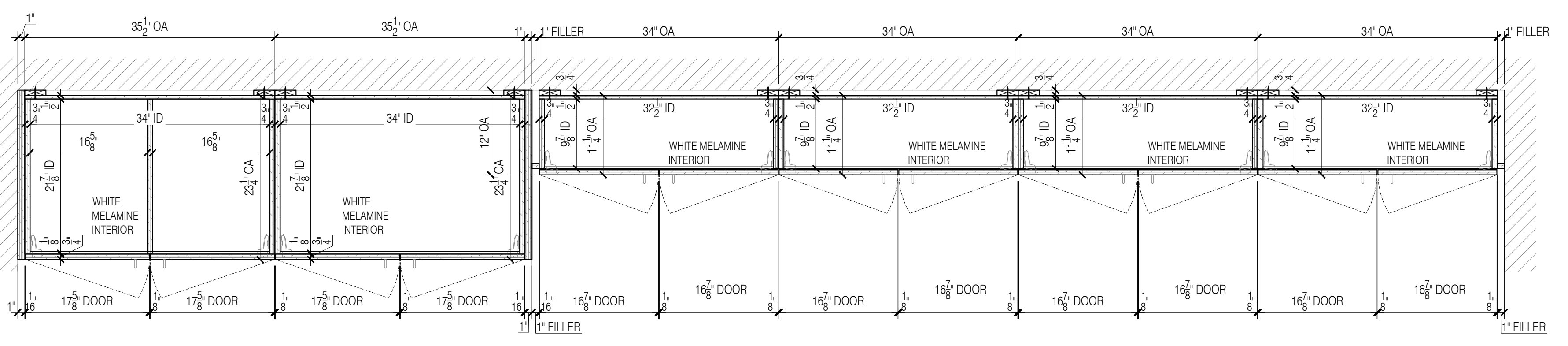
SAMPLE PROJECT



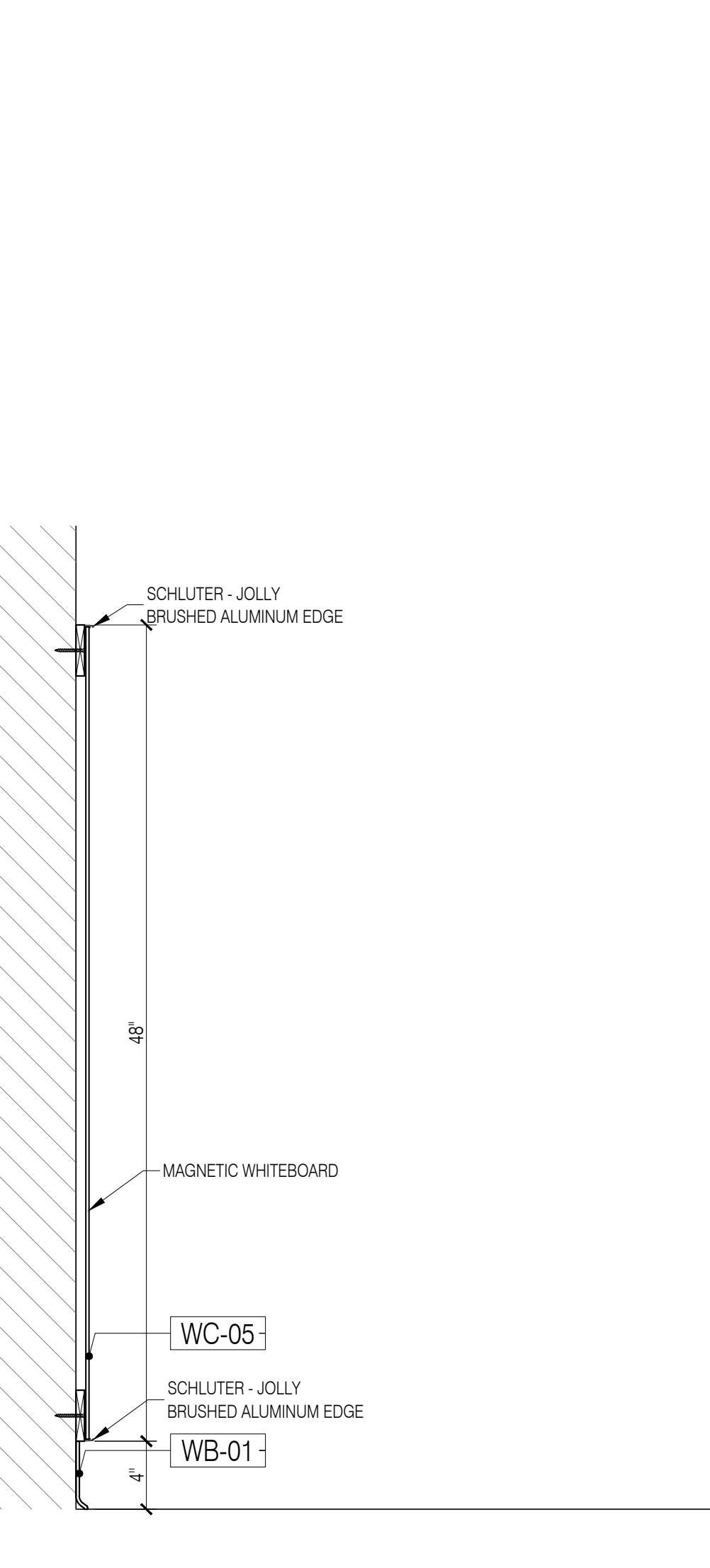
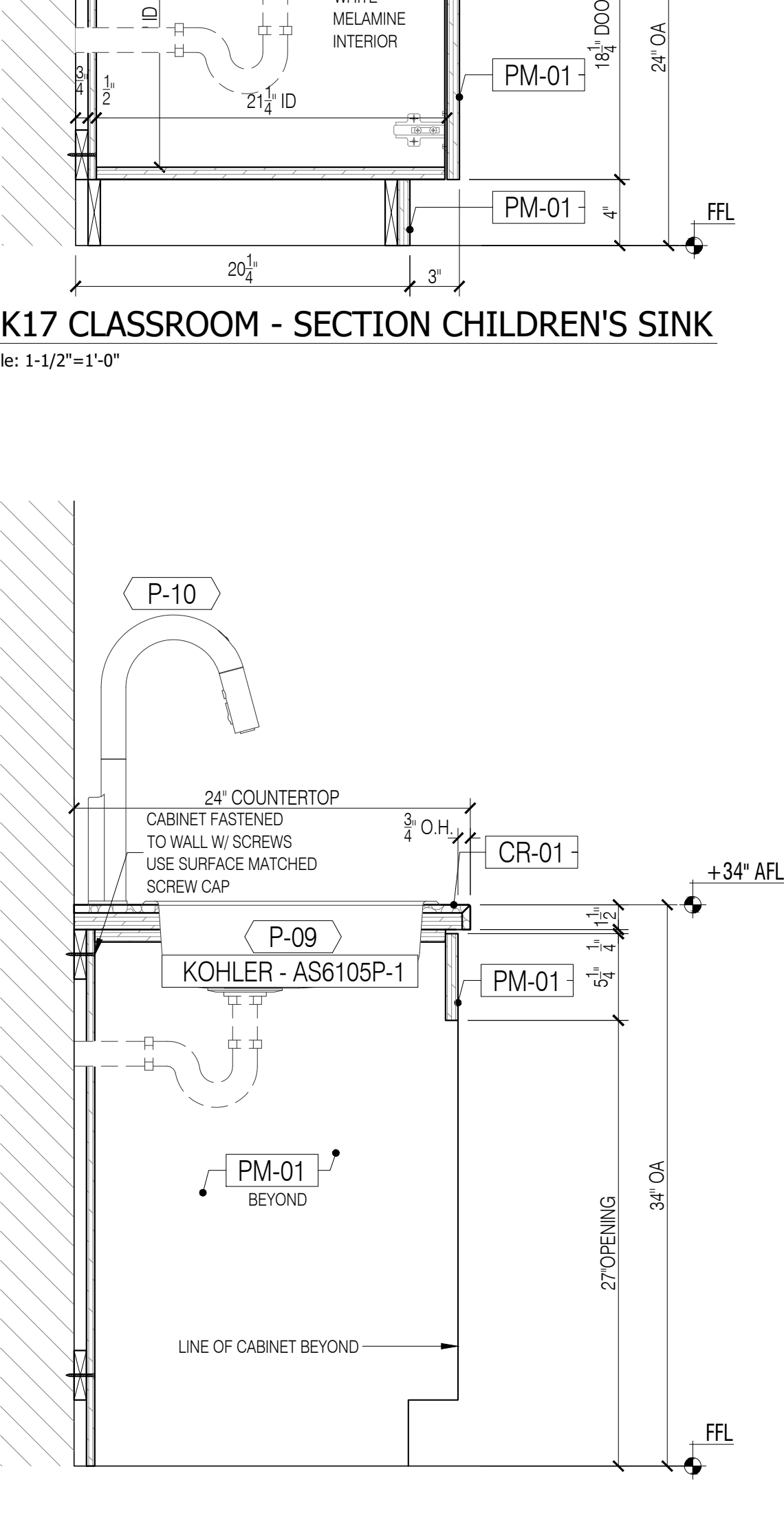
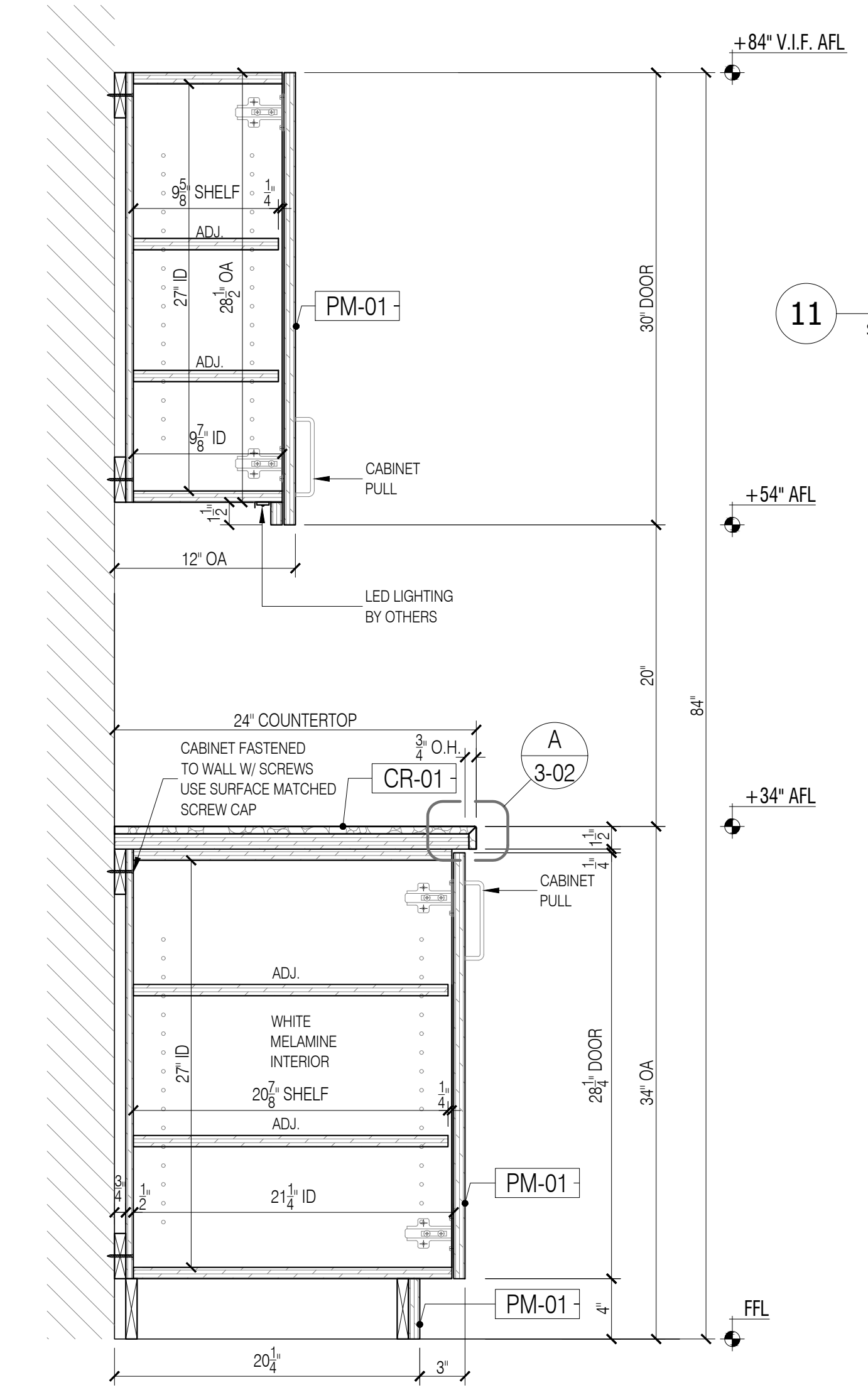
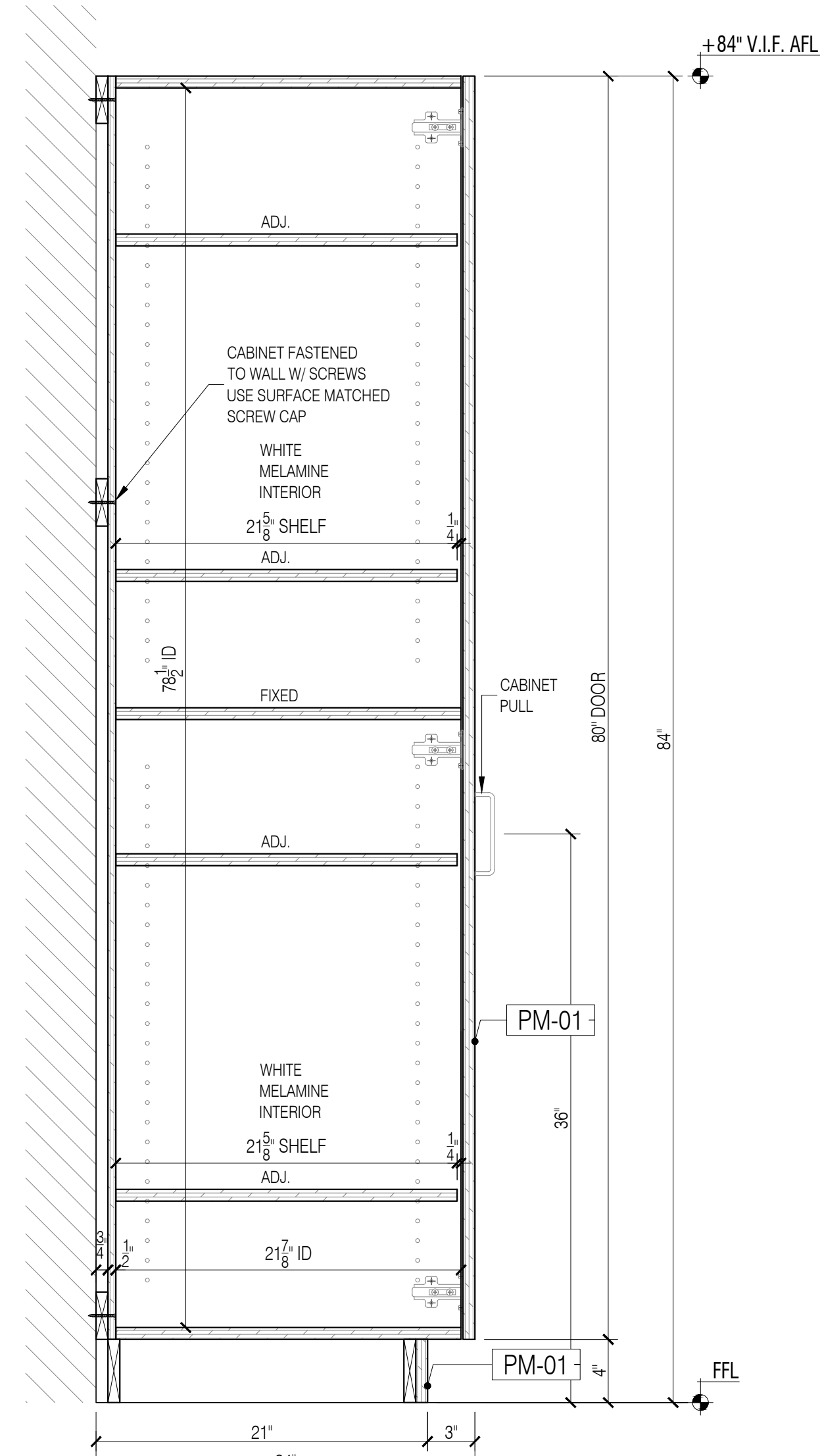
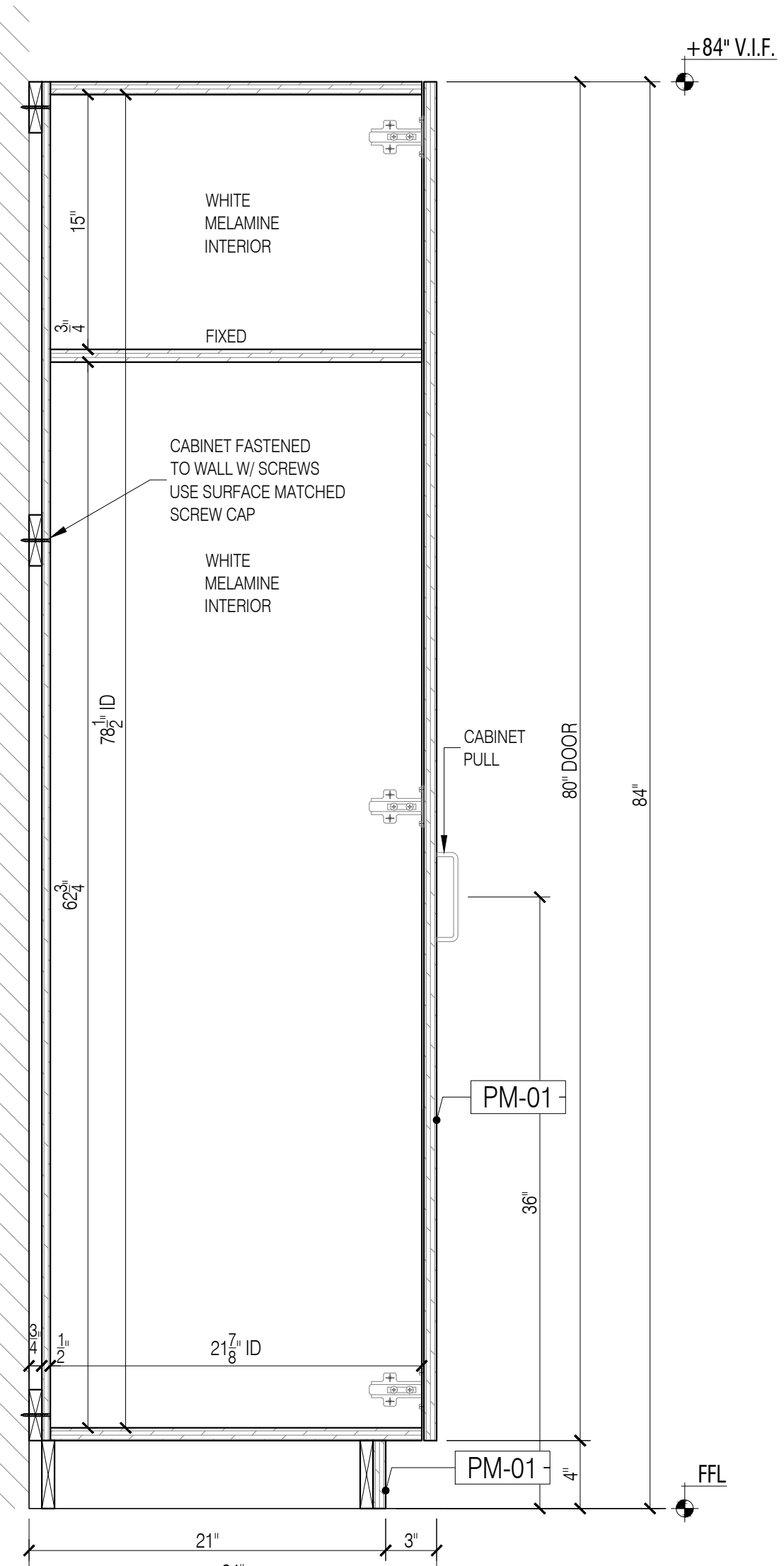
DATE :	10/30/2020
DRAWN BY :	A.M.
ARCHITECT :	ELEVEN OF ELEVEN ARCHITECTURE PC 127 W 26TH ST #800, NEW YORK, N.Y. 10001
CONTRACTOR :	STREAMLINE USA CONSTRUCTION & MANAGEMENT
DRAWING TITLE :	CLASSROOM 108 PLAN, ELEVATIONS
ROOM OR SPACE :	108
FLOOR :	1ST
PROJECT NUMBER:	176-20
DRAWING NUMBER:	3-01
	1 OF 2



4 MK19, MK17 CLASSROOM 108 - SECTION PLAN
Scale: 1"=1'-0"



5 MK19, MK18 CLASSROOM 108 - SECTION PLAN
Scale: 1"=1'-0"



GENERAL NOTES

- SEE ARCHITECTURAL DWG FOR FINISH SCHEDULE
- ARCHITECT PLEASE CONFIRM ALL MARKED/NOTED CONDITIONS
- ALL DIMENSIONS ARE VERIFY IN THE FIELD

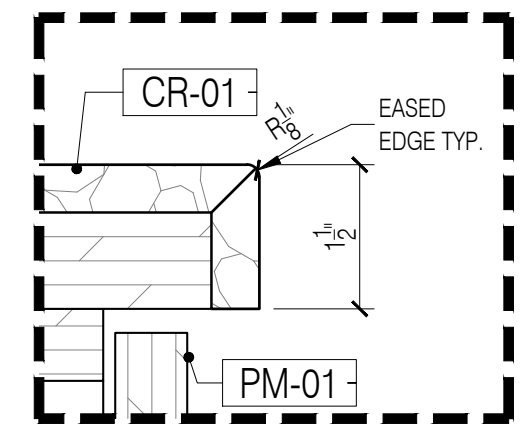
- ALL EDGES ARE TAPPED TO MATCH FACE FINISH U.N.O.
- GC TO COORDINATE EXACT LOCATION OF OUTLET WITH MILLWORK
- GC TO PROVIDE ALL NECESSARY BLOCKING AS REQUIRED

QUANTITY			
ITEM #	FLOOR	DESCRIPTION	SUB TOTAL
1.	1st	CLASSROOM 108	1 EA
2	1st	MARKERBOARD	1 EA
TOTAL			2 EA

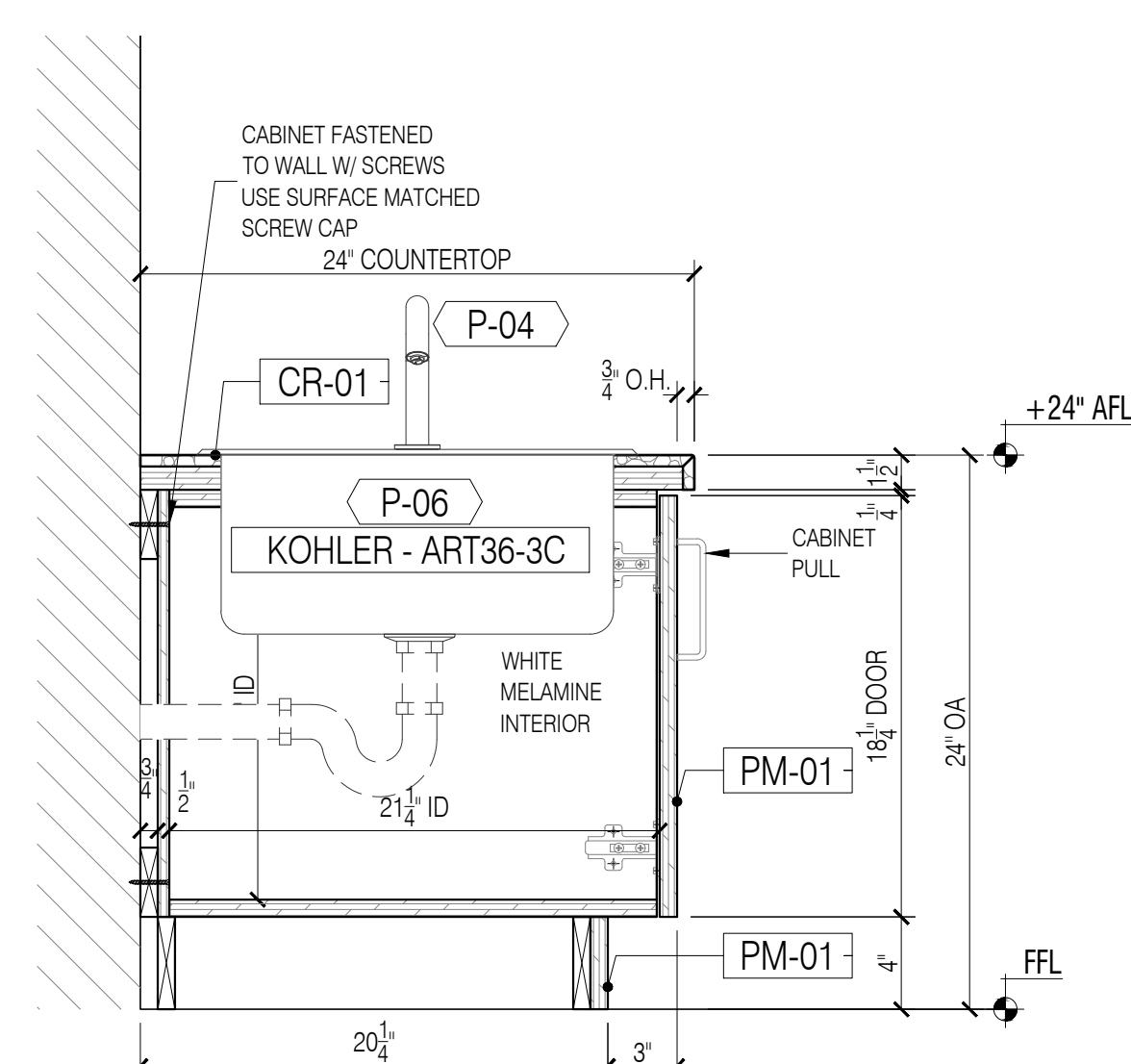
REFERENCE DWG :

- A-150.00, A-404.00, A-703.00
- REVISION 1, AUGUST 4th 2020

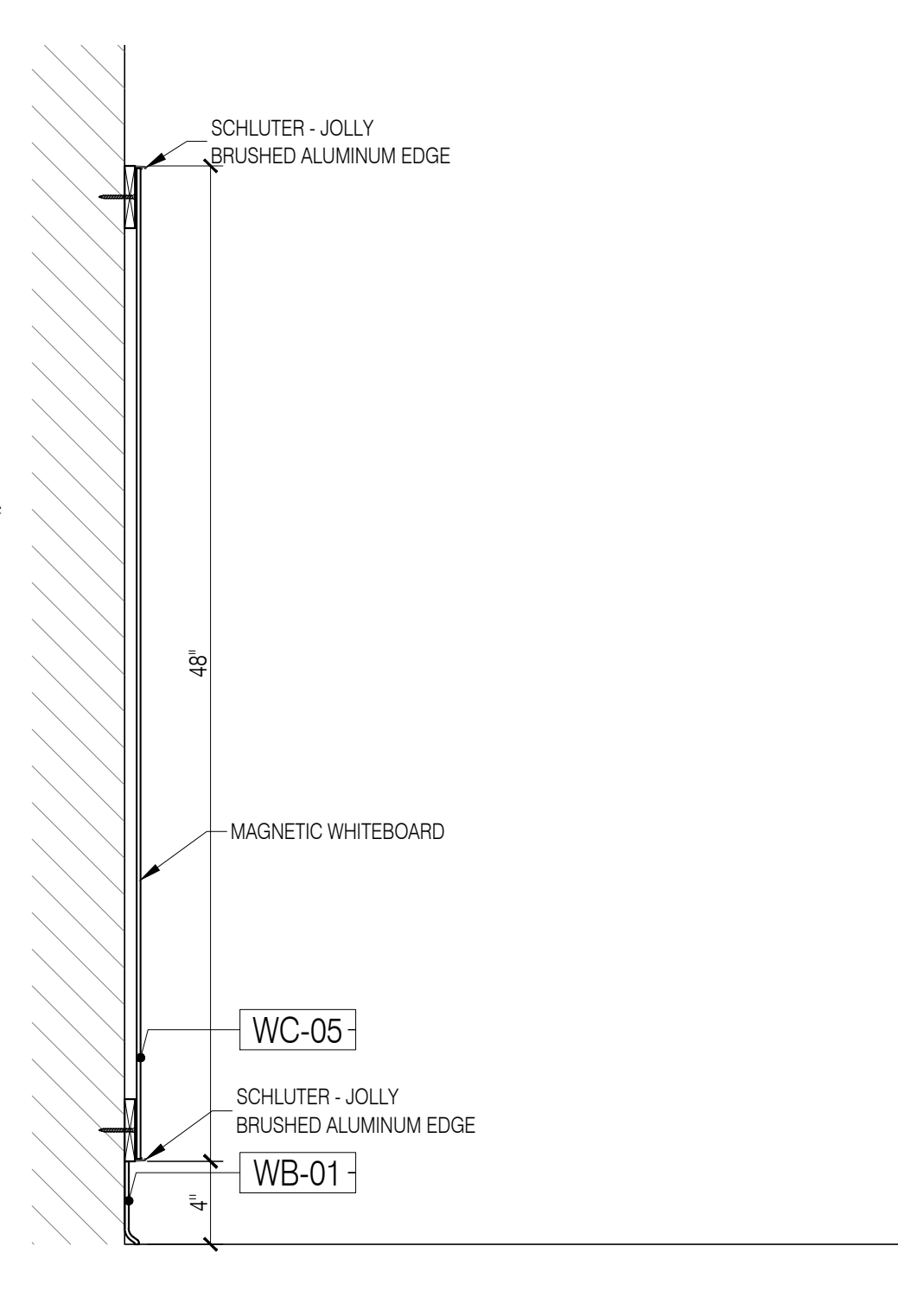
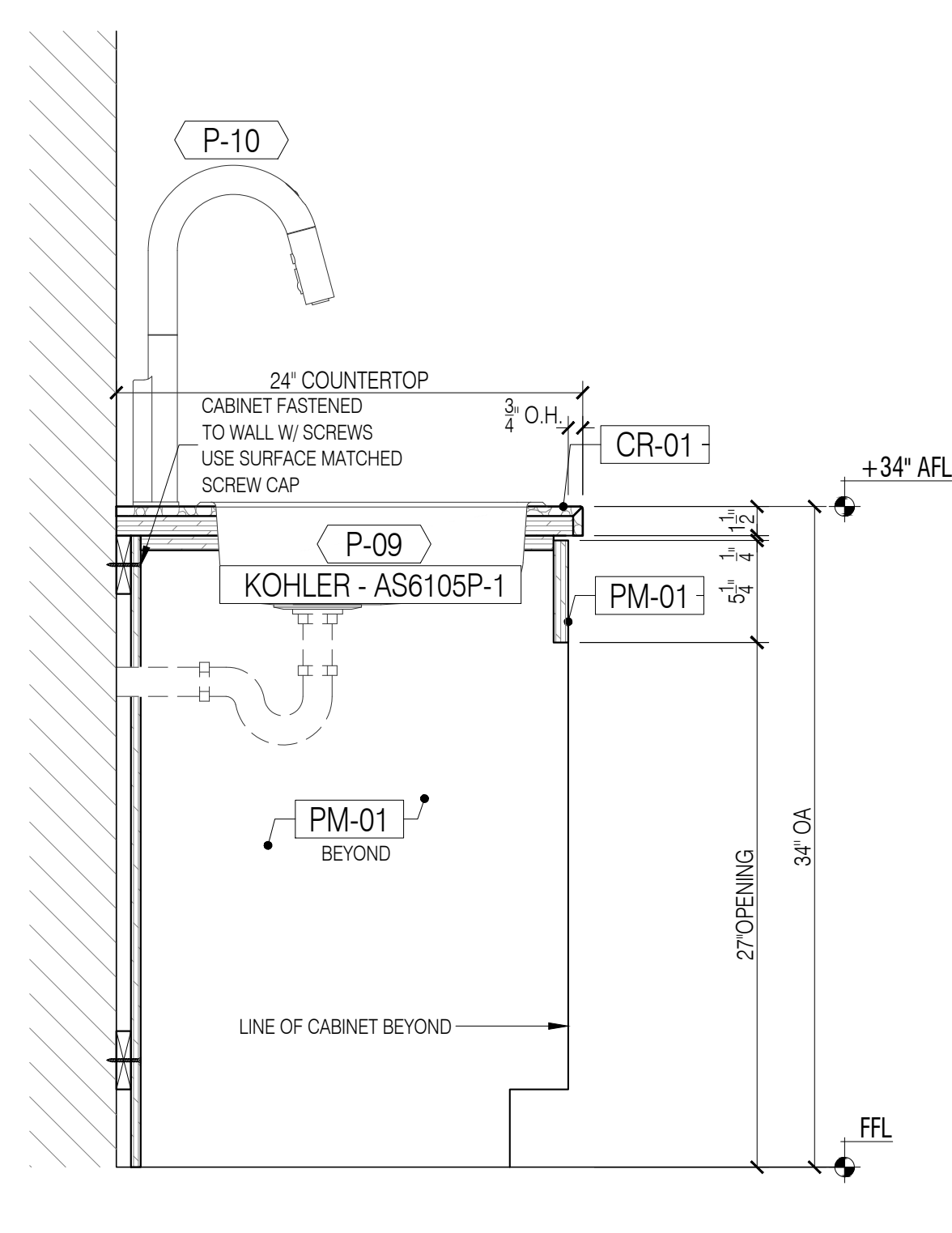
APPLIANCE SCHEDULE	
E-02	-UNDERCOUNTER REFRIGERATOR/ SEARS RF-244W WHITE
P-04	-CHILDREN'S FAUCET/ TOTO TELL 115-D187V POLISHED CHROME
P-06	-CHILDREN'S SINK/ FRANKE/ ART36-3C STAINLESS STEEL
P-09	-TEACHERS SINK/ FRANKE/ AS6105P-1 STAINLESS STEEL
P-10	-TEACHERS FAUCET/ AMERICAN STANDARD 4931 30 POLISHED CHROME



A TYPICAL EDGE DETAIL
Scale: 6"=1'-0"



11 MK17 CLASSROOM - SECTION CHILDREN'S SINK
Scale: 1-1/2"=1'-0"



10 CLASSROOM - SECTION@MARKERBOARD
Scale: 1-1/2"=1'-0"

6 MK19 CLASSROOM - SECTION TALL CABINET
Scale: 1-1/2"=1'-0"

7 MK19 CLASSROOM - SECTION TALL CABINET
Scale: 1-1/2"=1'-0"

8 MK18, MK17 CLASSROOM - SECTION BASE & UPPER CABIN
Scale: 1-1/2"=1'-0"

9 MK17 CLASSROOM - SECTION @ SINK
Scale: 1-1/2"=1'-0"

10 CLASSROOM - SECTION@MARKERBOARD
Scale: 1-1/2"=1'-0"

DATE:	10/30/2020
NAME:	A.M.
REVISIONS:	11/06/2020
	11/30/2020

NO: 1
SUBMISSION FOR APPROVAL

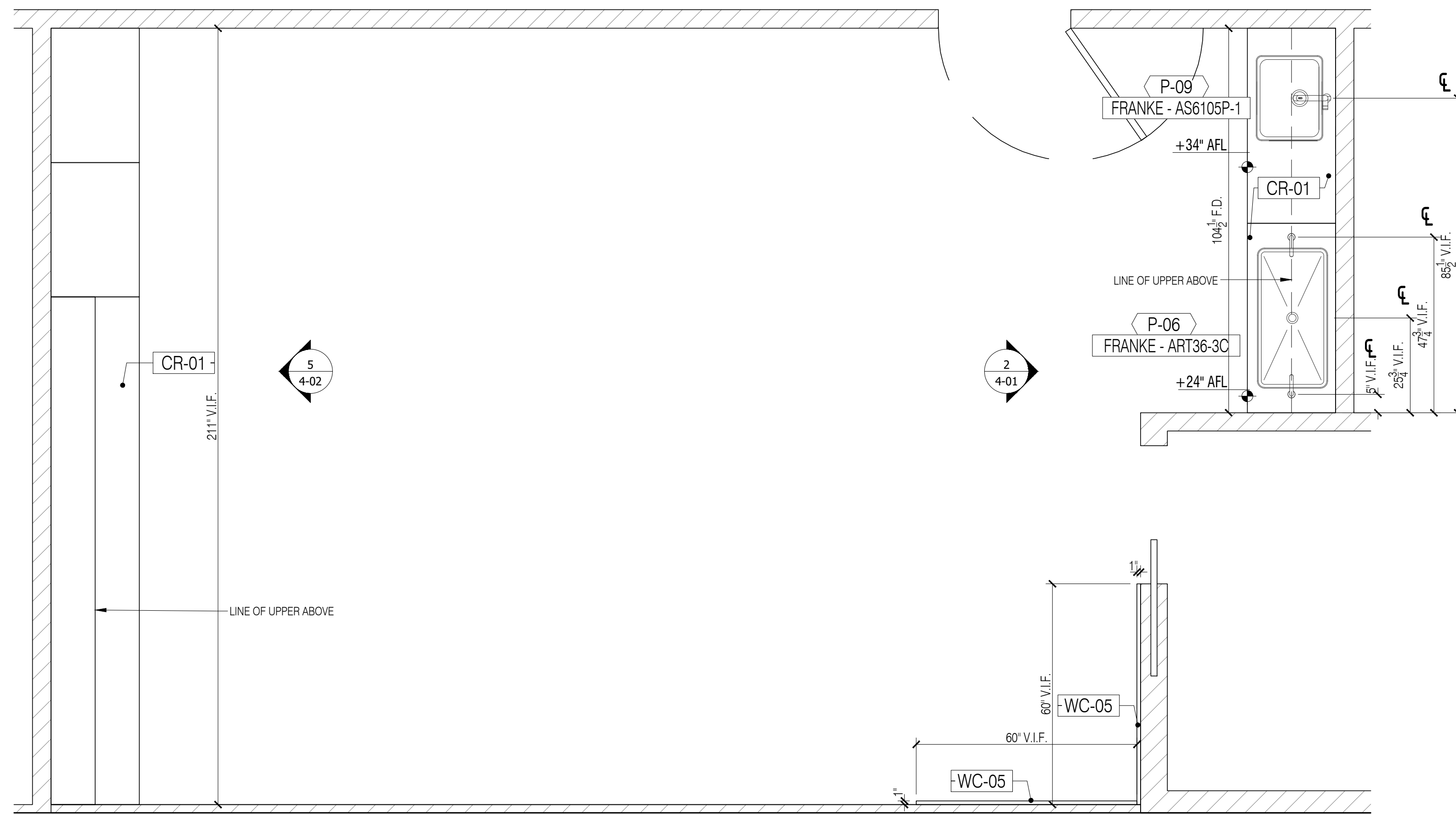
2
REVISED AS PER COMMENTS

3
REVISED AS PER UPDATE COMMENTS



DATE :	10/30/2020
DRAWN BY :	A.M.
ARCHITECT :	ELEVEN OF ELEVEN ARCHITECTURE PC 127 W 26TH ST #800, NEW YORK, N.Y. 10001
CONTRACTOR :	STREAMLINE USA CONSTRUCTION & MANAGEMENT
DRAWING TITLE :	CLASSROOM 108 PLAN, ELEVATIONS
ROOM OR SPACE :	108
FLOOR :	1ST
PROJECT NUMBER:	176-20
DRAWING NUMBER:	3-02

2 OF 2



1 CLASSROOM 110 - PLAN
Scale: 1/2"=1'-0"

- GENERAL NOTES**
- SEE ARCHITECTURAL DWG FOR FINISH SCHEDULE
 - ARCHITECT PLEASE CONFIRM ALL MARKED/NOTED CONDITIONS
 - ALL DIMENSIONS ARE VERIFY IN THE FIELD
- ALL EDGES ARE TAPPED TO MATCH FACE FINISH U.N.O.
 - GC TO COORDINATE EXACT LOCATION OF OUTLET WITH MILLWORK
 - GC TO PROVIDE ALL NECESSARY BLOCKING AS REQUIRED

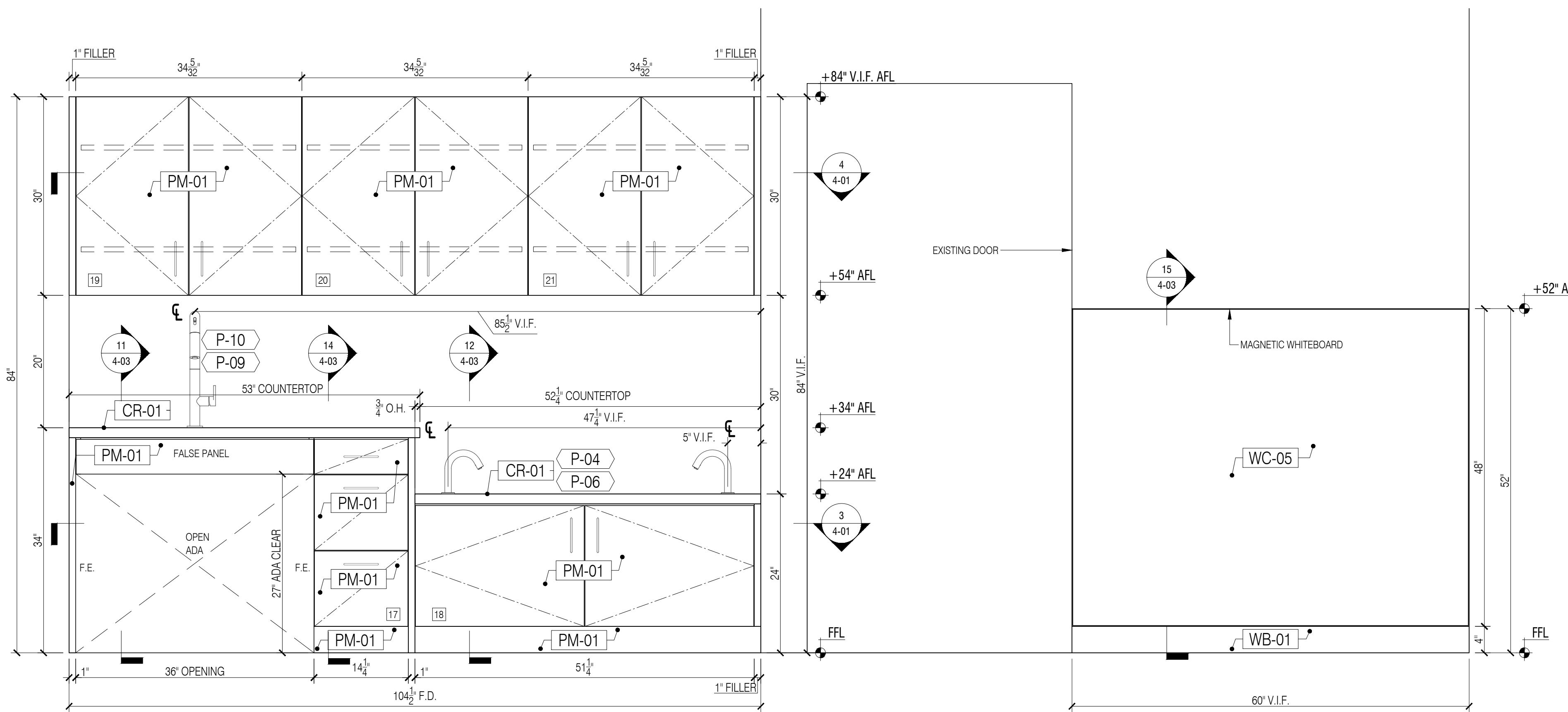
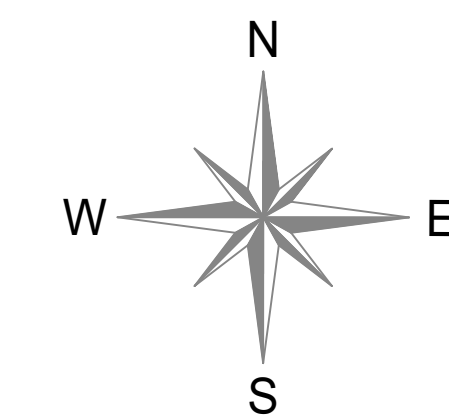
QUANTITY

ITEM #	FLOOR	DESCRIPTION	QTY	SUB TOTAL
1.	1st	CLASSROOM 110	1 EA	
2	1st	MARKERBOARD	1 EA	
TOTAL			2 EA	

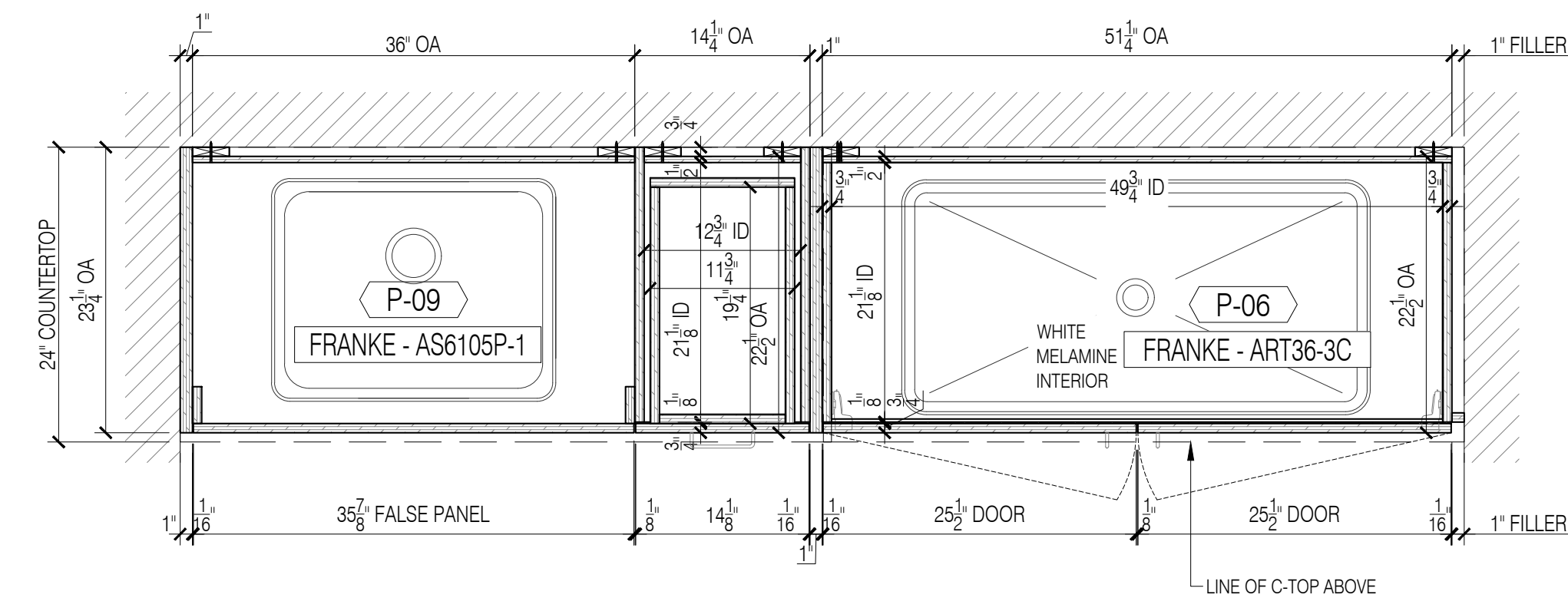
- REFERENCE DWG :**
- A-150.00, A-406.00, A-702.00
 - REVISION 1, AUGUST 4th 2020

APPLIANCE SCHEDULE

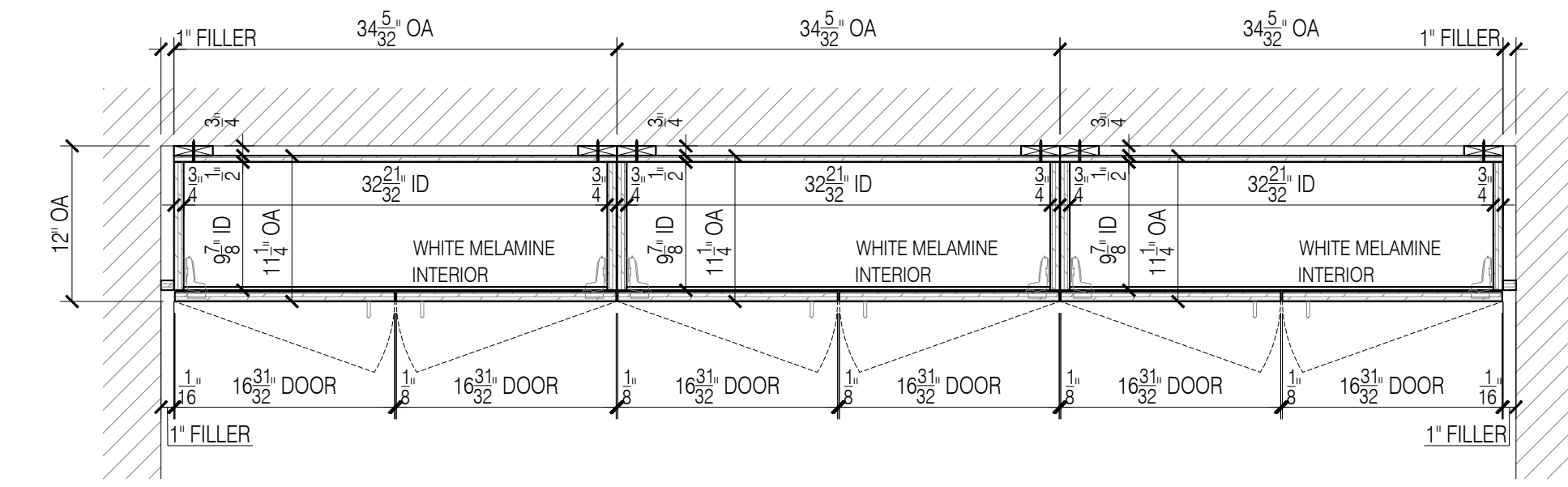
E-02	-UNDERCOUNTER REFRIGERATOR/ BEARS/ RF-224W/ WHITE
P-04	-CHILDRENS FAUCET/ TOTO/ TELL115-D18ET/ POLISHED CHROME
P-06	-CHILDRENS SINK/ FRANKE/ ART36-3C/ STAINLESS STEEL
P-09	-TEACHERS SINK/ FRANKE/ AS6105P-1/ STAINLESS STEEL
P-10	-TEACHERS FAUCET/ AMERICAN STANDARD/ 4911-90/ POLISHED CHROME



2 MK22, MK23 CLASSROOM 110 - ELEVATION
Scale: 1"=1'-0"



3 MK22 CLASSROOM 110 - SECTION PLAN
Scale: 1"=1'-0"




4 MK23 CLASSROOM 110 - SECTION PLAN
Scale: 1"=1'-0"

DATE:	10/30/2020
NAME:	A.M.
	11/06/2020
	A.M.
	11/30/2020
	A.M.

NO:	REVISIONS:	FOR APPROVAL	COMMENTS
1	SUBMISSION		
2	REVISED AS PER		
3	REVISED AS PER		

SAMPLE PROJECT

Firepoint
Accelerating Excellence



DATE: 10/30/2020

DRAWN BY: A.M.

ARCHITECT: ELEVEN OF ELEVEN ARCHITECTURE PC
127 W 26TH ST #800, NEW YORK, N.Y. 10001

CONTRACTOR: STREAMLINE USA
CONSTRUCTION & MANAGEMENT

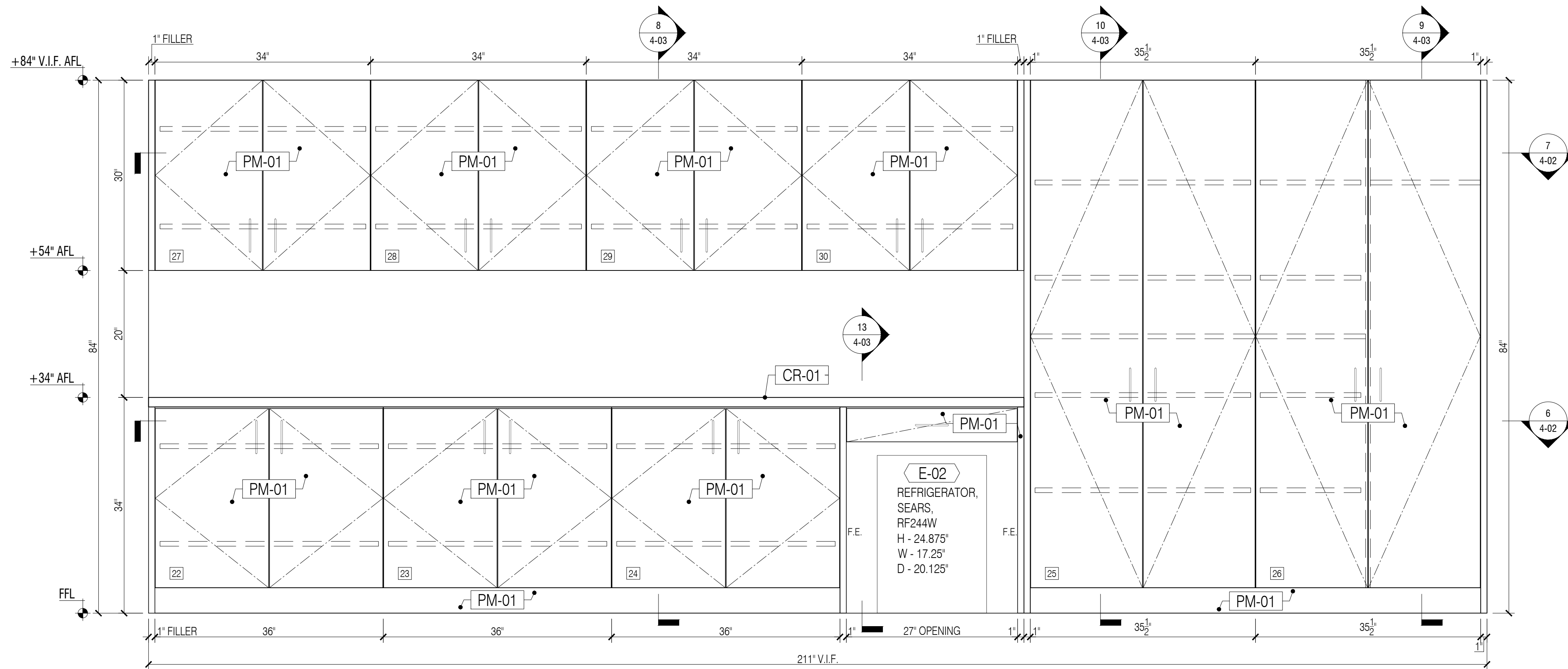
DRAWING TITLE: CLASSROOM 110
PLAN, ELEVATIONS

ROOM OR FLOOR: 110 1ST
SPACE:

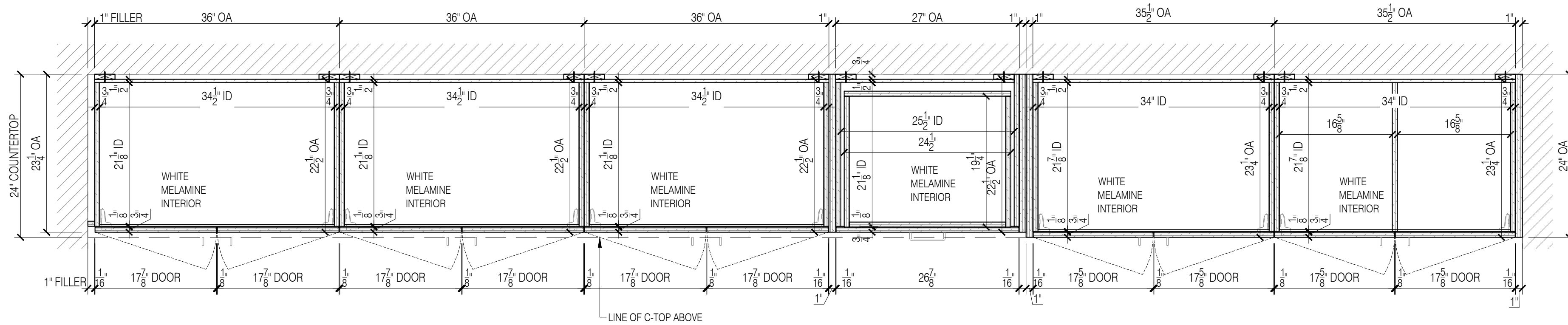
PROJECT NUMBER: 176-20

DRAWING NUMBER:

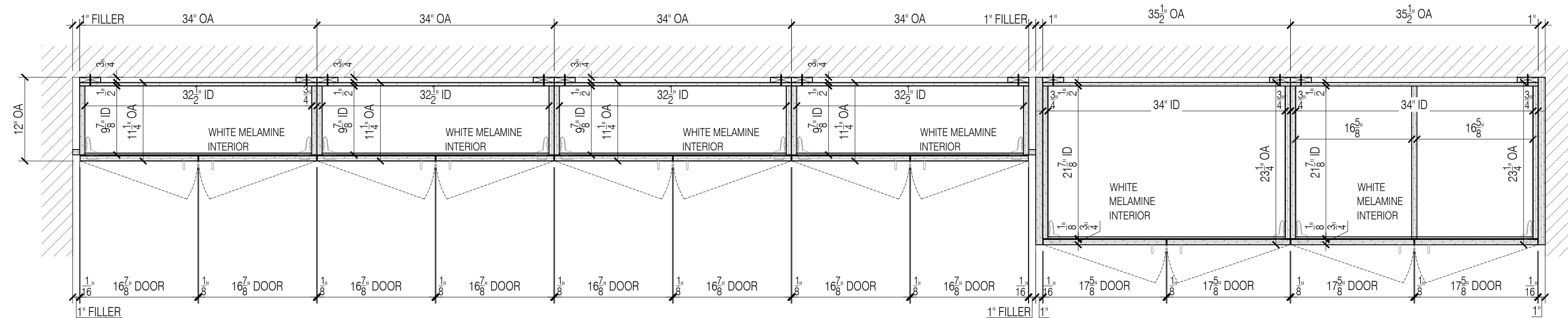
4-01



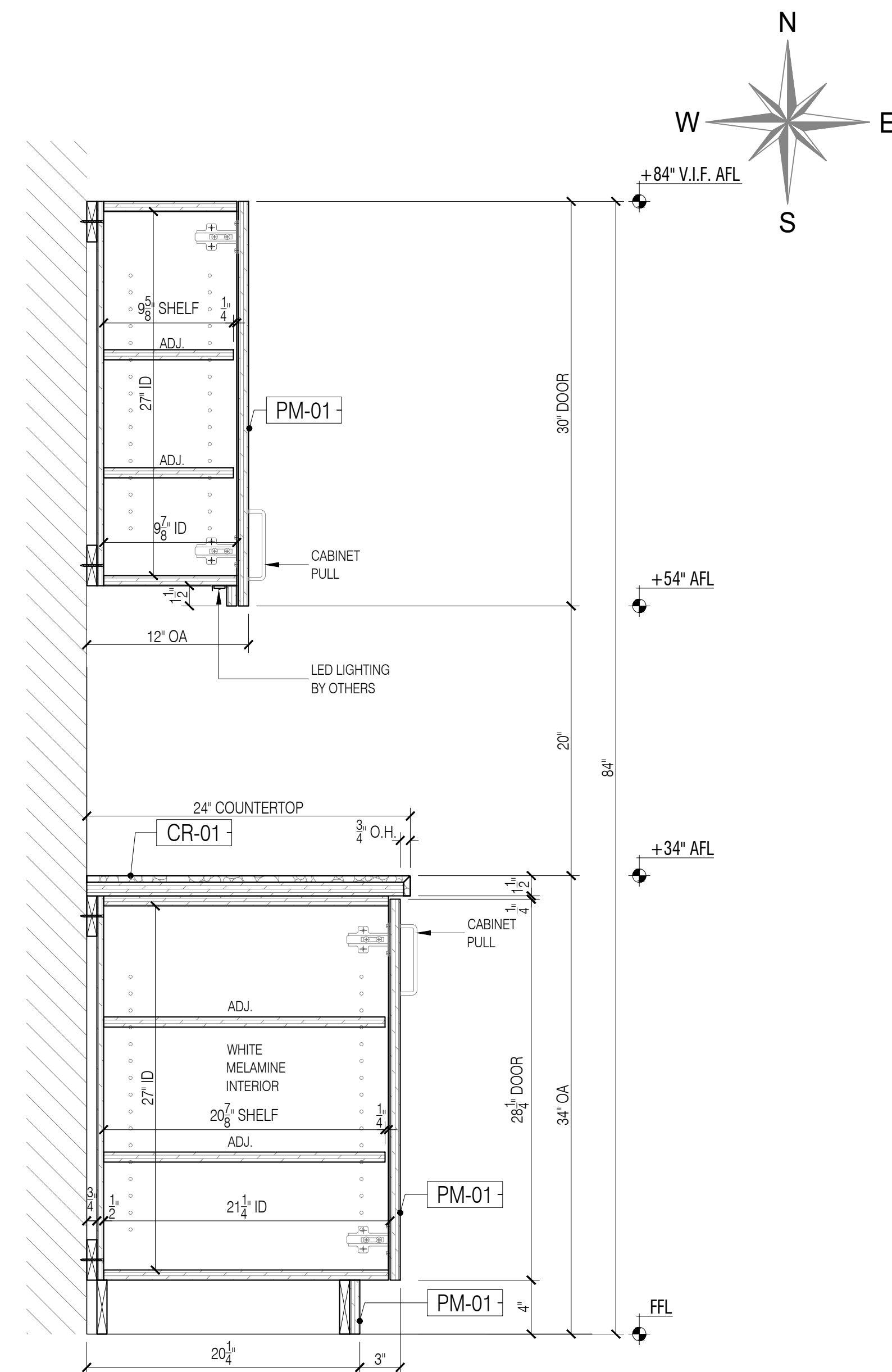
5 MK20, MK21, MK19 CLASSROOM 110 - ELEVATION
Scale: 1"=1'-0"



6 MK20, MK19 CLASSROOM 110 - SECTION PLAN
Scale: 1"=1'-0"



7 MK21, MK19 CLASSROOM 110 - SECTION PLAN
Scale: 1"=1'-0"



8 MK20, MK21, MK23 CLASSROOM - SECTION BASE & UPPER CABINETS
Scale: 1-1/2"=1'-0"

- GENERAL NOTES**
- SEE ARCHITECTURAL DWG FOR FINISH SCHEDULE
 - ARCHITECT PLEASE CONFIRM ALL MARKED/NOTED CONDITIONS
 - ALL DIMENSIONS ARE VERIFY IN THE FIELD
- ALL EDGES ARE TAPPED TO MATCH FACE FINISH U.N.O.
 - GC TO COORDINATE EXACT LOCATION OF OUTLET WITH MILLWORK
 - GC TO PROVIDE ALL NECESSARY BLOCKING AS REQUIRED

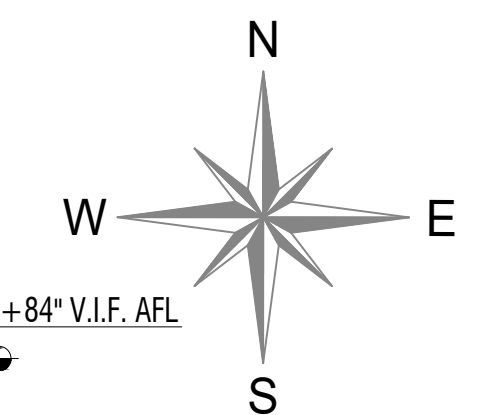
QUANTITY

ITEM #	FLOOR	DESCRIPTION	QTY	SUB TOTAL
1.	1st	CLASSROOM 110	1 EA	
2	1st	MARKERBOARD	1 EA	
TOTAL			2 EA	

- REFERENCE DWG :**
- A-150.00, A-406.00, A-702.00
 - REVISION 1, AUGUST 4th 2020

APPLIANCE SCHEDULE

E-02	-UNDERCOUNTER REFRIGERATOR(SEARS) RF-244W WHITE
P-04	-CHILDRENS FAUCET(TOTO) TELL115-D18ET1 POLISHED CHROME
P-06	-CHILDRENS SINK(FRANKI) ARTAR-SO STAINLESS STEEL
P-09	-TEACHERS SINK(FRANKI) AS610P-V STAINLESS STEEL
P-10	-TEACHERS FAUCET(AMERICAN STANDARD) 491 30 POLISHED CHROME

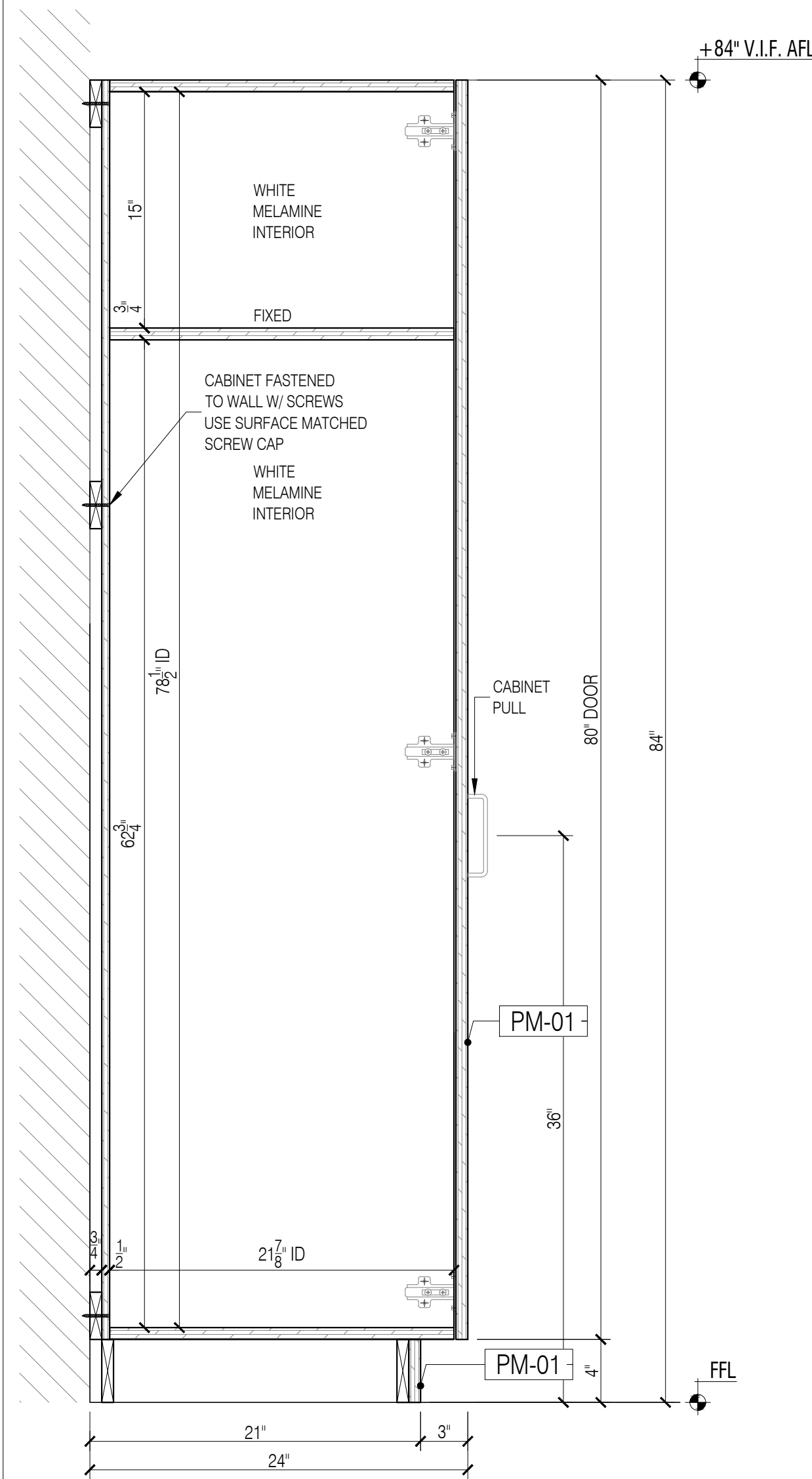


DATE: 10/30/2020
 NAME: A.M.
 REVISIONS: 1 SUBMISSION FOR APPROVAL, 2 REVISED AS PER COMMENTS, 3 REVISED AS PER UPDATE COMMENTS
 NO: 1, 2, 3

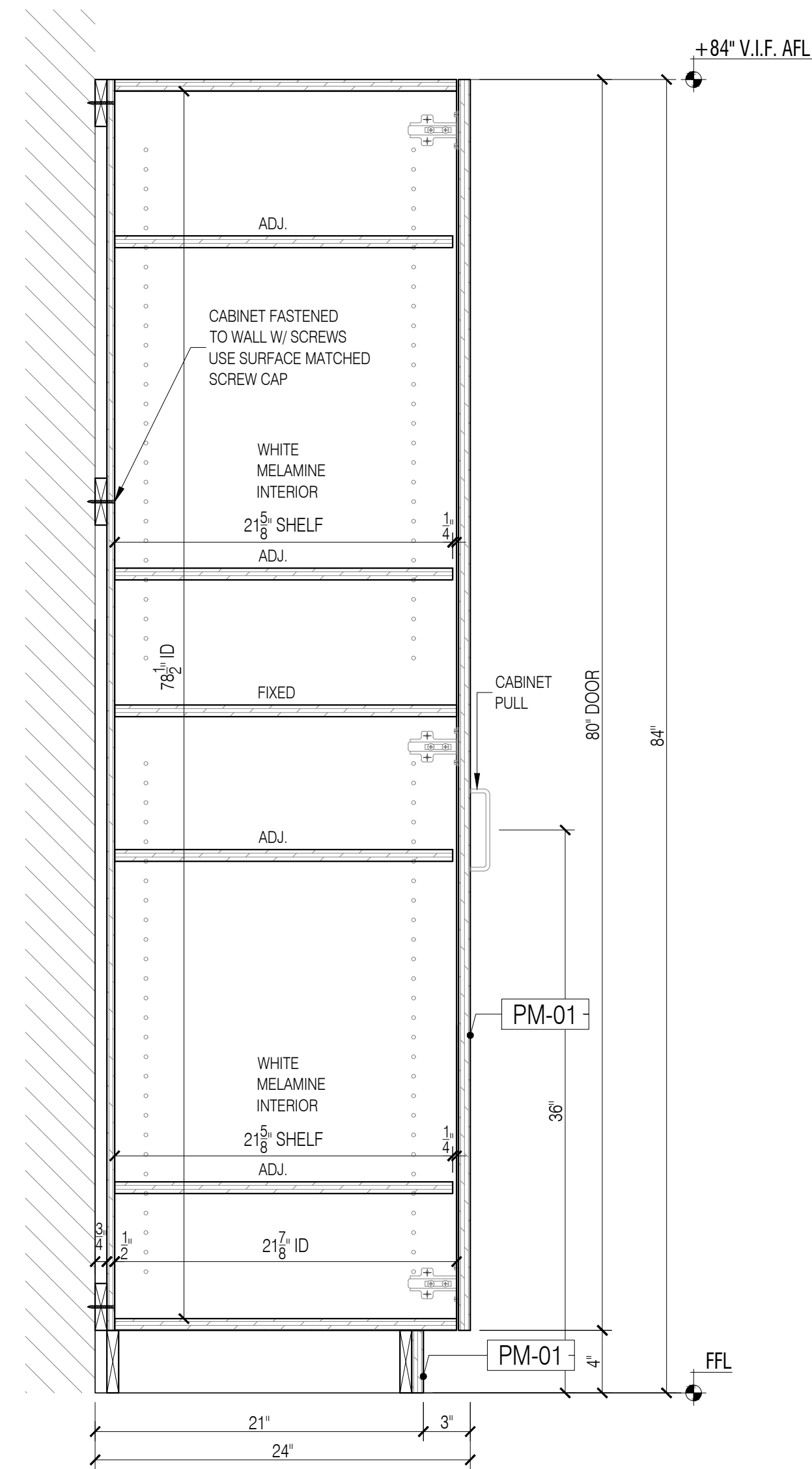
SAMPLE PROJECT

Firepoint
Accelerating Excellence

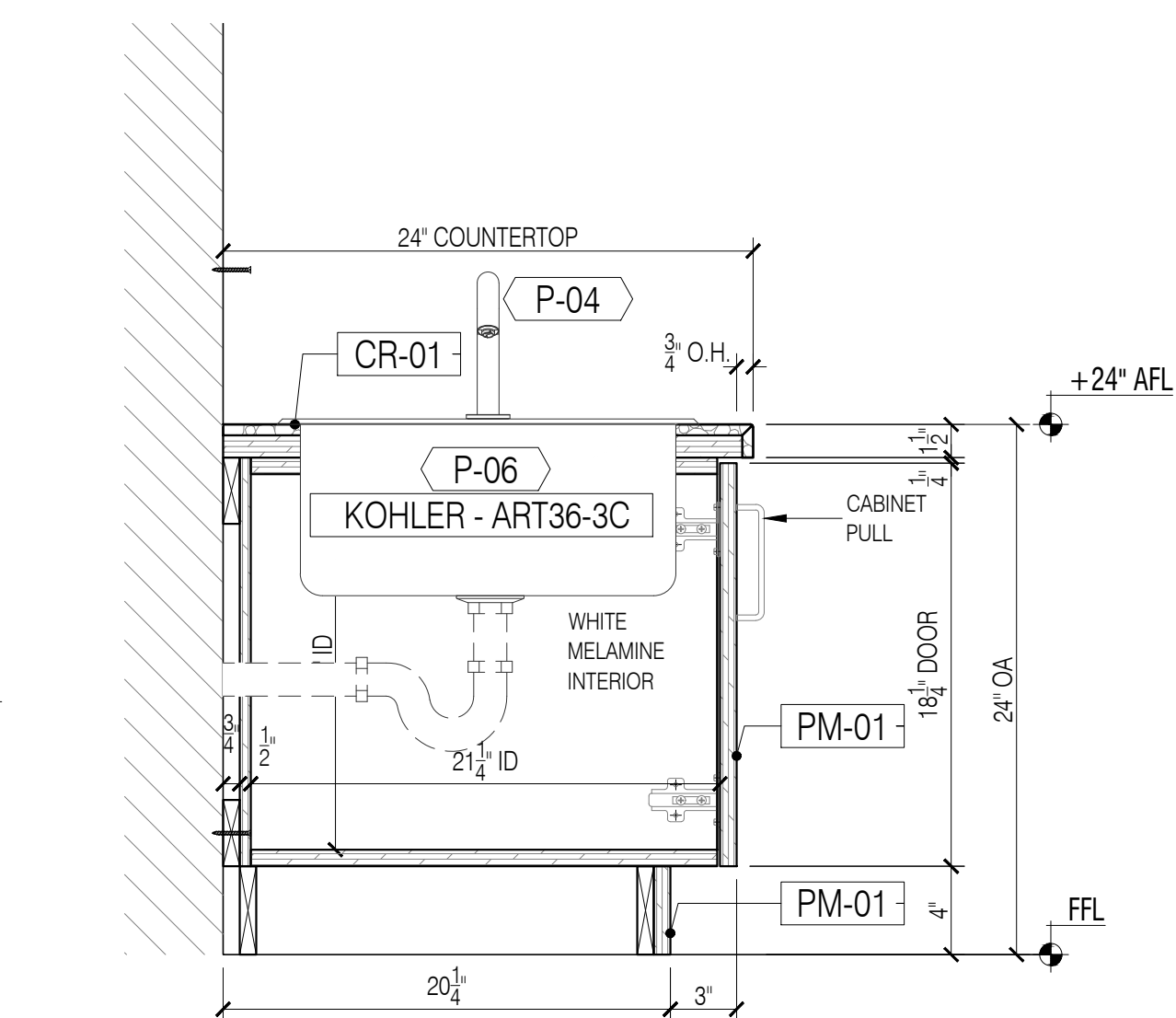
DATE: 10/30/2020
 DRAWN BY: A.M.
 ARCHITECT: ELEVEN OF ELEVEN ARCHITECTURE PC
 127 W 26TH ST #800, NEW YORK, N.Y. 10001
 CONTRACTOR: STREAMLINE USA
 CONSTRUCTION & MANAGEMENT
 DRAWING TITLE: CLASSROOM 110
 PLAN, ELEVATIONS
 ROOM OR SPACE: 110
 FLOOR: 1ST
 PROJECT NUMBER: 176-20
 DRAWING NUMBER: 4-02
 OF 3



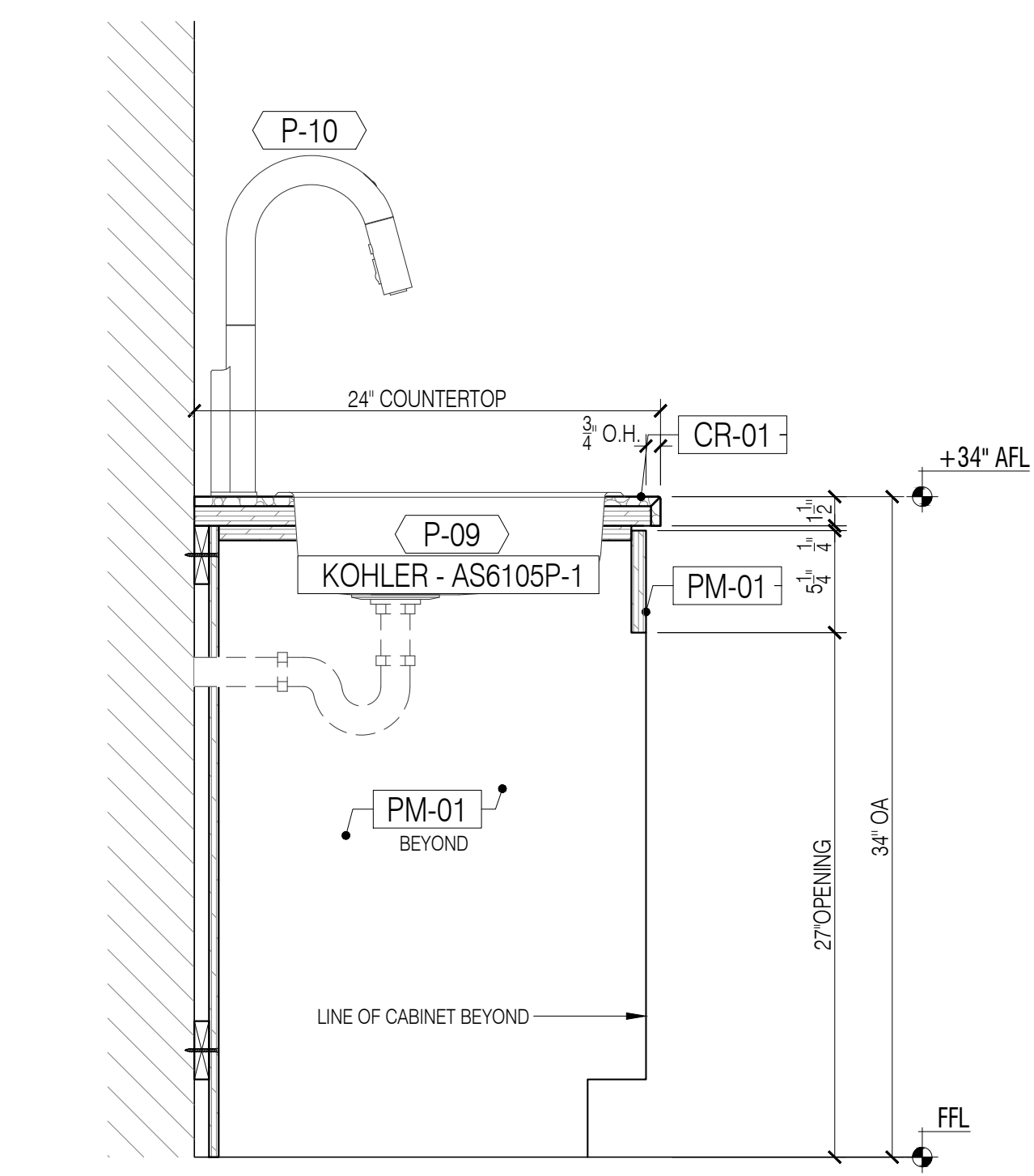
9 MK19 CLASSROOM - SECTION TALL CABINET
Scale: 1-1/2"=1'-0"



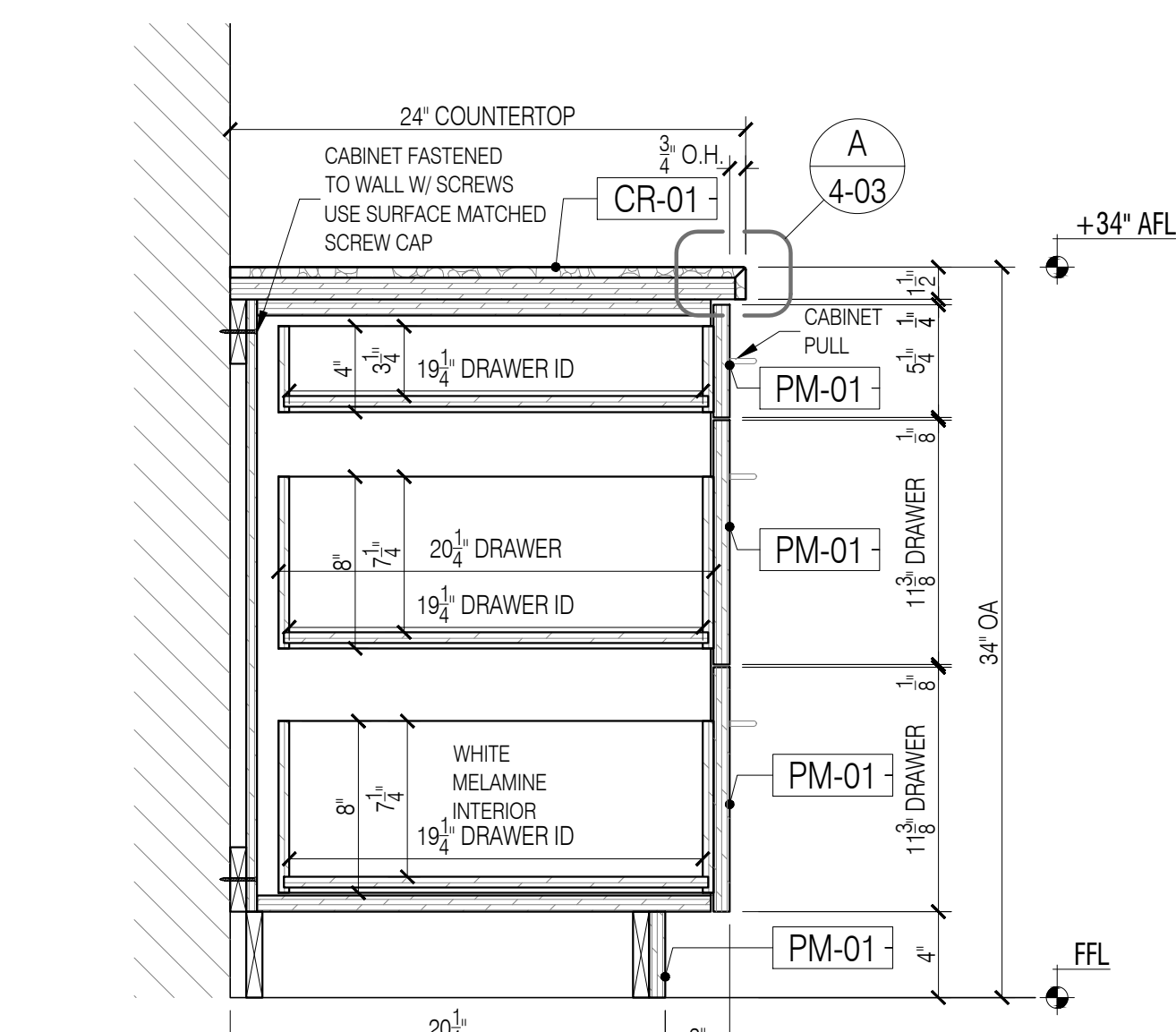
10 MK19 CLASSROOM - SECTION TALL CABINET
Scale: 1-1/2"=1'-0"



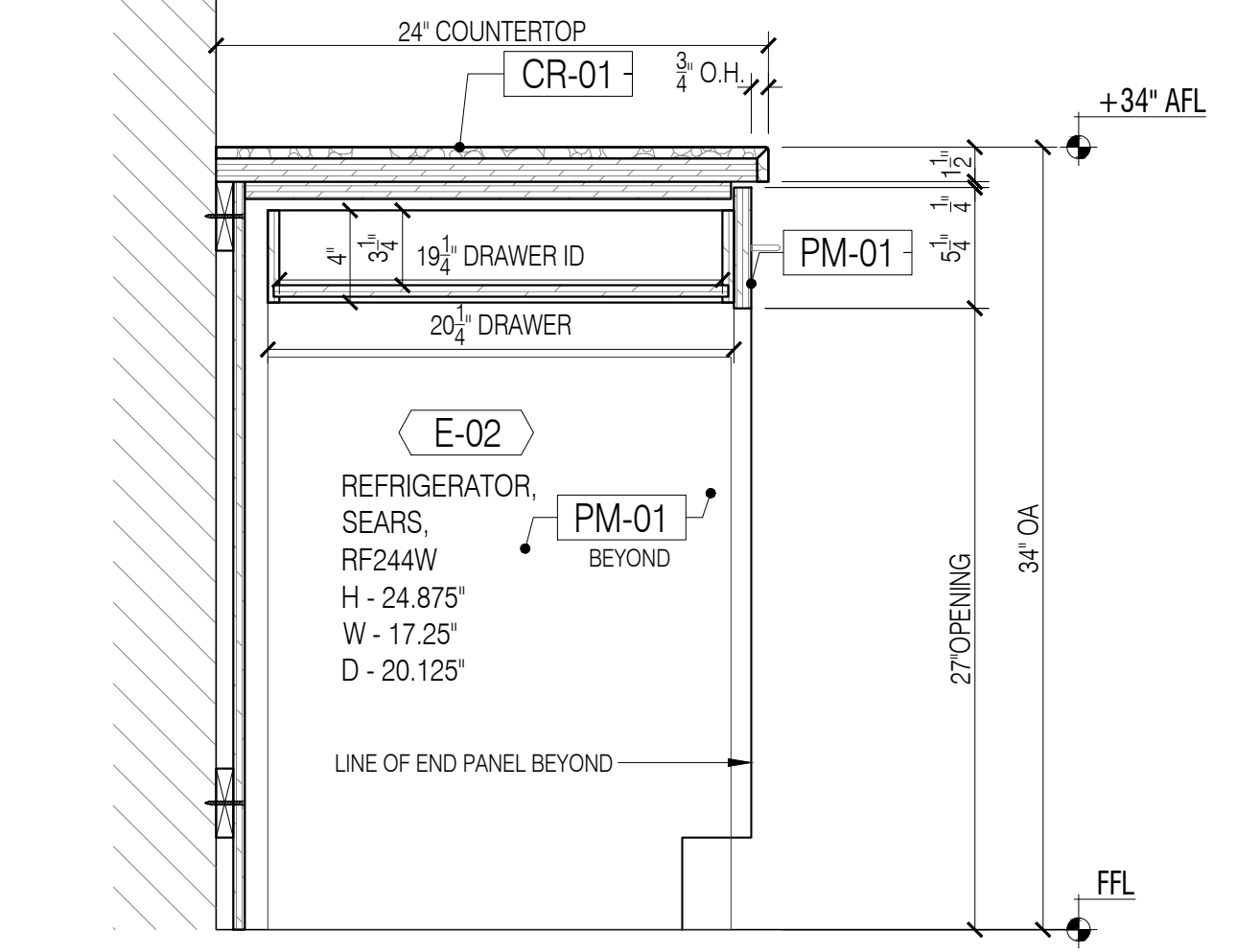
12 MK22 CLASSROOM - SECTION CHILDREN'S SINK
Scale: 1-1/2"=1'-0"



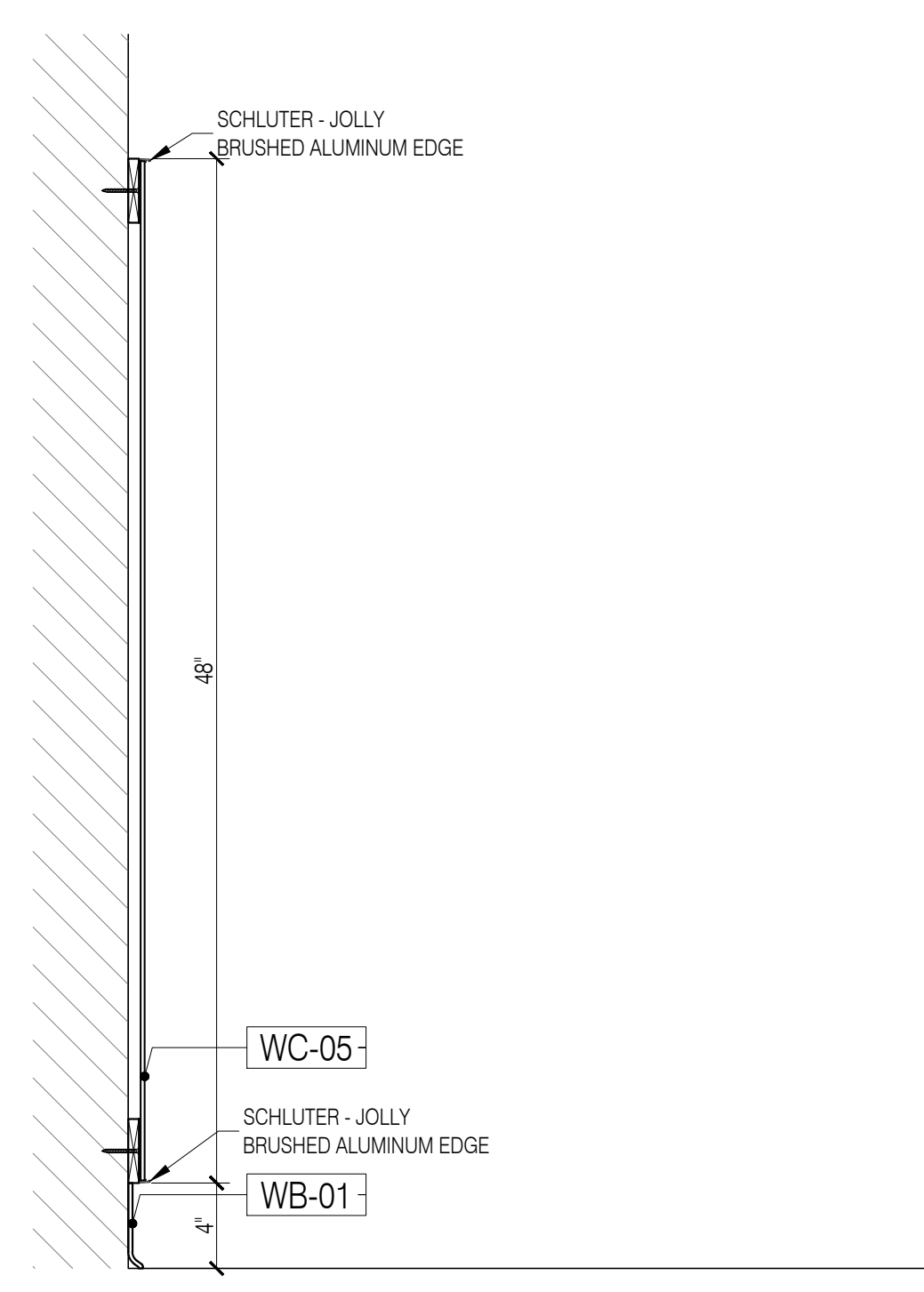
11 MK22 CLASSROOM - SECTION @ SINK
Scale: 1-1/2"=1'-0"



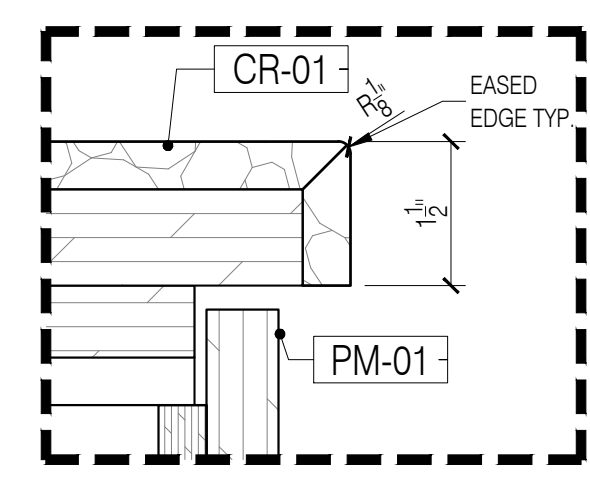
14 MK22 CLASSROOM - SECTION @ DRAWER CABINET
Scale: 1-1/2"=1'-0"



13 MK20 CLASSROOM - SECTION @ FRIDGE
Scale: 1-1/2"=1'-0"



15 CLASSROOM - SECTION @ MARKERBOARD
Scale: 1-1/2"=1'-0"



A TYPICAL EDGE DETAIL
Scale: 6"=1'-0"

GENERAL NOTES

- SEE ARCHITECTURAL DWG FOR FINISH SCHEDULE
- ARCHITECT PLEASE CONFIRM ALL MARKED/NOTED CONDITIONS
- ALL DIMENSIONS ARE VERIFY IN THE FIELD

- ALL EDGES ARE TAPPED TO MATCH FACE FINISH U.N.O.
- GC TO COORDINATE EXACT LOCATION OF OUTLET WITH MILLWORK
- GC TO PROVIDE ALL NECESSARY BLOCKING AS REQUIRED

QUANTITY

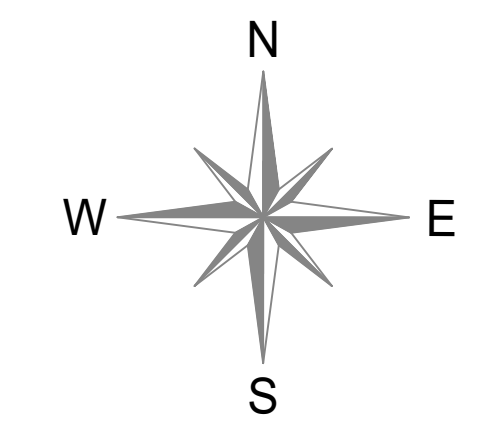
ITEM #	FLOOR	DESCRIPTION	QTY	SUB TOTAL
1.	1st	CLASSROOM 110	1 EA	
2	1st	MARKERBOARD	1 EA	
TOTAL			2 EA	

REFERENCE DWG :

- A-150.00, A-406.00, A-702.00
- REVISION 1, AUGUST 4th 2020

APPLIANCE SCHEDULE

ITEM #	DESCRIPTION
E-02	-UNDERCOUNTER REFRIGERATOR/ SEARS RF-244W WHITE
P-04	-CHILDRENS FAUCET/ TOTO TELL 115-0181V POLISHED CHROME
P-06	-CHILDRENS SINK/ FRANK/ ART36-3C STAINLESS STEEL
P-09	-TEACHERS SINK/ FRANK/ AS6105P-1 STAINLESS STEEL
P-10	-TEACHERS FAUCET/ AMERICAN STANDARD 491 30 POLISHED CHROME



NO:	REVISIONS:	DATE:
1	SUBMISSION FOR APPROVAL	10/30/2020
2	REVISED AS PER COMMENTS	11/06/2020
3	REVISED AS PER UPDATE COMMENTS	11/30/2020

SAMPLE PROJECT



DATE : 10/30/2020
DRAWN BY : A.M.
ARCHITECT : ELEVEN OF ELEVEN ARCHITECTURE PC
127 W 26TH ST #800, NEW YORK, N.Y. 10001
CONTRACTOR : STREAMLINE USA
CONSTRUCTION & MANAGEMENT

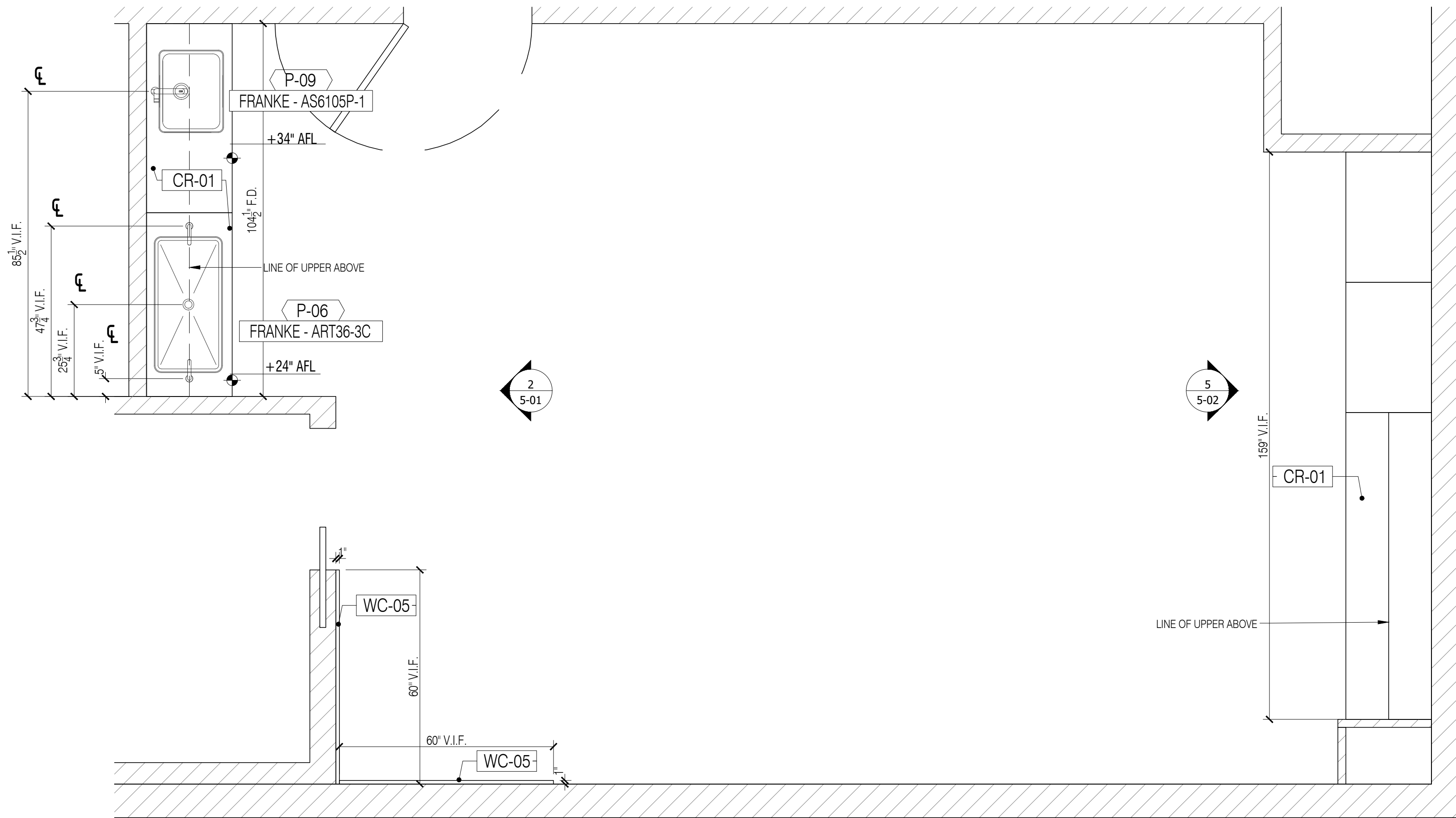
DRAWING TITLE : CLASSROOM 110 PLAN, ELEVATIONS

ROOM OR SPACE : 110 FLOOR : 1ST

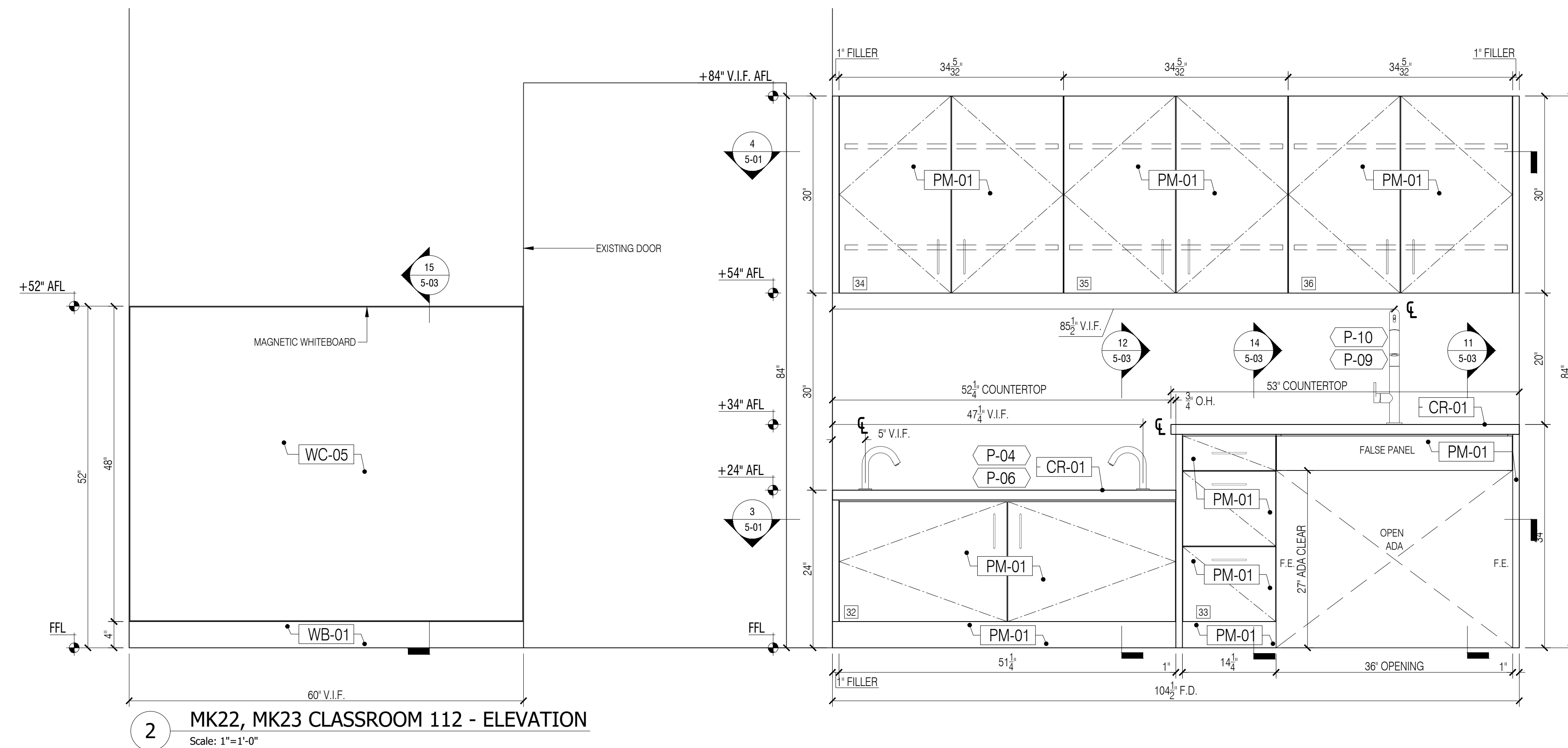
PROJECT NUMBER : 176-20

DRAWING NUMBER :

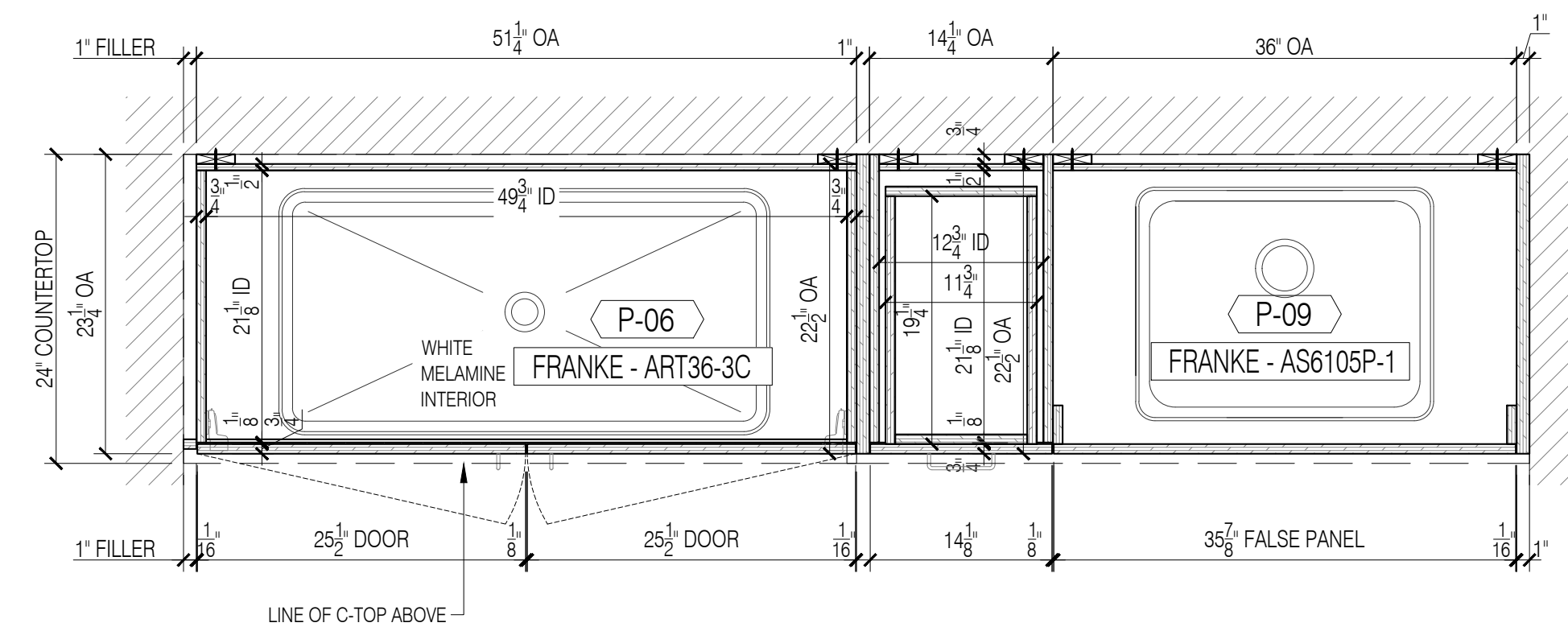
4-03



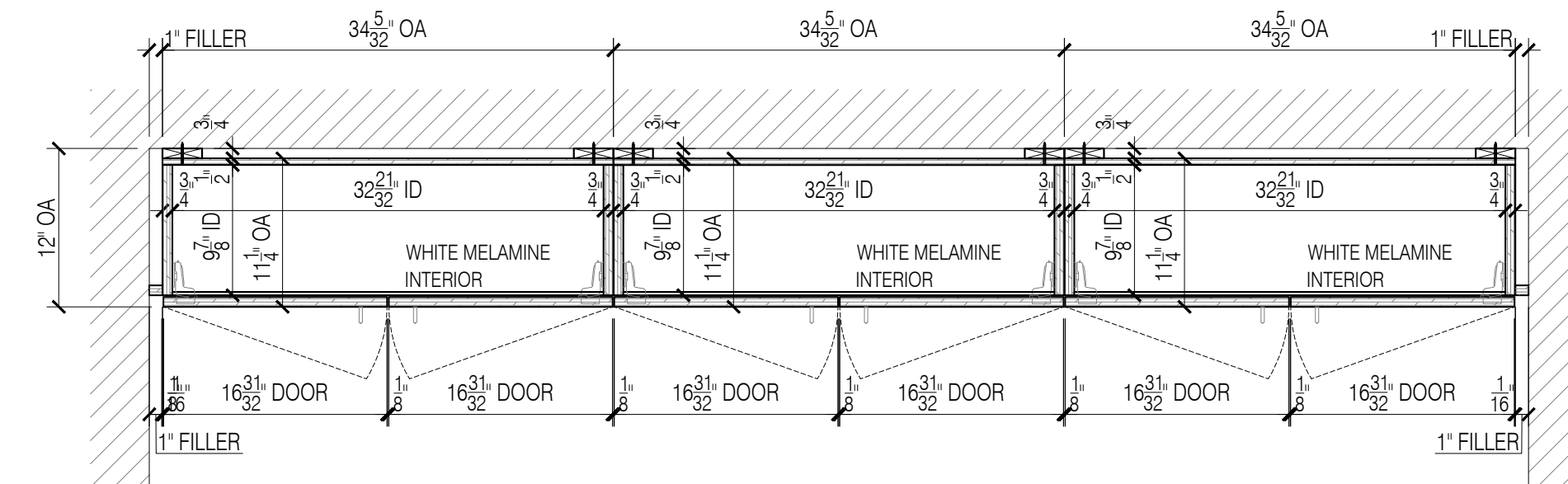
1 CLASSROOM 112 - PLAN
Scale: 1/2"=1'-0"



2 MK22, MK23 CLASSROOM 112 - ELEVATION
Scale: 1"=1'-0"



3 MK22 CLASSROOM 112 - SECTION PLAN
Scale: 1"=1'-0"



4 MK23 CLASSROOM 112 - SECTION PLAN
Scale: 1"=1'-0"

GENERAL NOTES

- SEE ARCHITECTURAL DWG FOR FINISH SCHEDULE
- ARCHITECT PLEASE CONFIRM ALL MARKED/NOTED CONDITIONS
- ALL DIMENSIONS ARE VERIFY IN THE FIELD

- ALL EDGES ARE TAPPED TO MATCH FACE FINISH U.N.O.
- GC TO COORDINATE EXACT LOCATION OF OUTLET WITH MILLWORK
- GC TO PROVIDE ALL NECESSARY BLOCKING AS REQUIRED

QUANTITY

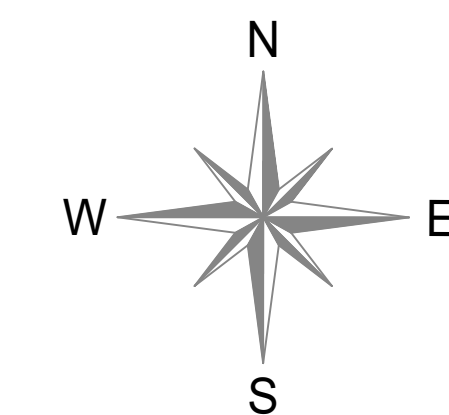
ITEM #	FLOOR	DESCRIPTION	QTY	SUB TOTAL
1.	1st	CLASSROOM 112	1 EA	
2	1st	MARKERBOARD	1 EA	
TOTAL			2 EA	

REFERENCE DWG :

- A-150.00, A-406.00, A-702.00
- REVISION 1, AUGUST 4th 2020

APPLIANCE SCHEDULE

E-02	-UNDERCOUNTER REFRIGERATOR/ BEARS/ RF-24W/ WHITE
P-04	-CHILDRENS FAUCET/ TOTO/ TELL15-D18T/ POLISHED CHROME
P-06	-CHILDRENS SINK/ FRANKE/ ART36-3C/ STAINLESS STEEL
P-09	-TEACHERS SINK/ FRANKE/ AS6105P-1/ STAINLESS STEEL
P-10	-TEACHERS FAUCET/ AMERICAN STANDARD/ 491 30/ POLISHED CHROME

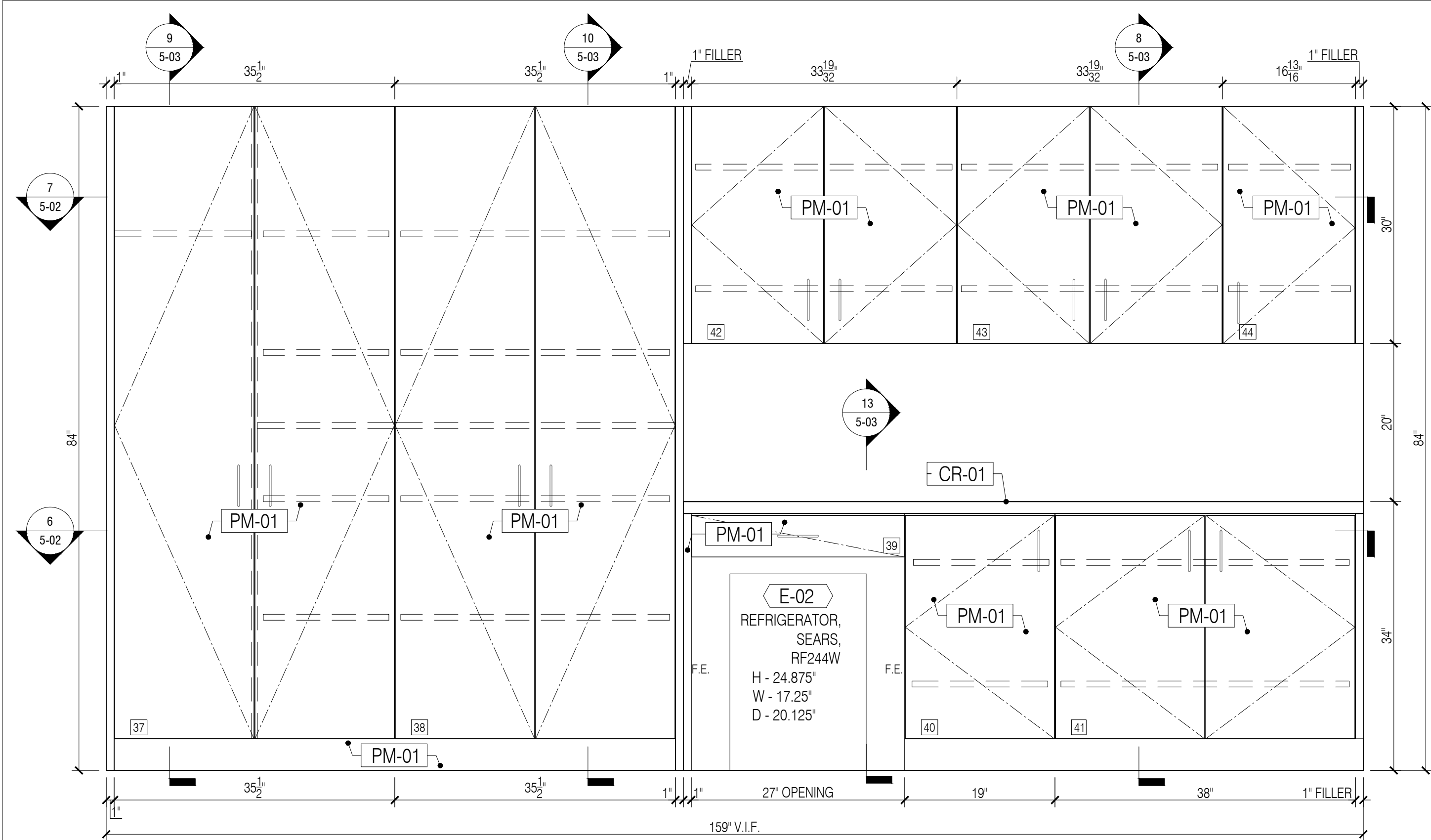


NO:	REVISIONS:	DATE:
1	SUBMISSION FOR APPROVAL	10/30/2020
2	REVISED AS PER COMMENTS	11/06/2020
3	REVISED AS PER UPDATE COMMENTS	11/30/2020

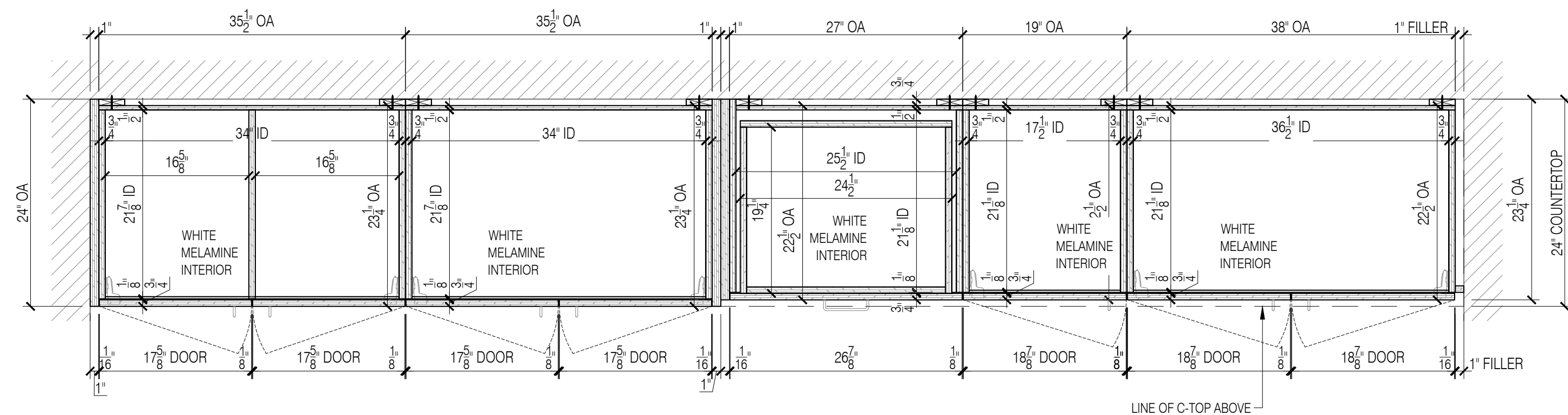
SAMPLE PROJECT



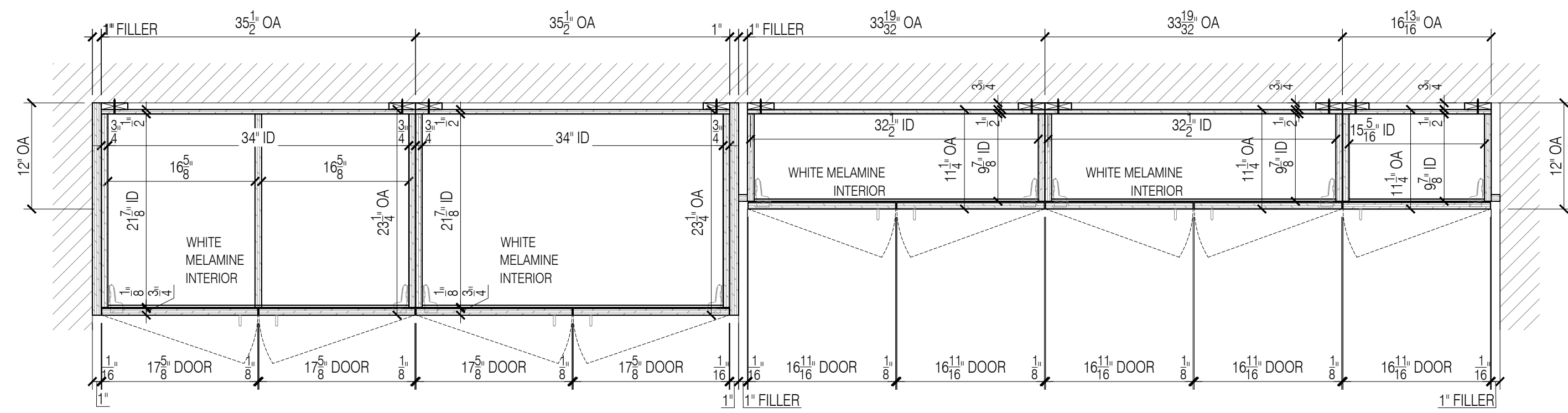
DATE :	10/30/2020
DRAWN BY :	A.M.
ARCHITECT :	ELEVEN OF ELEVEN ARCHITECTURE PC 127 W 26TH ST #800, NEW YORK, N.Y. 10001
CONTRACTOR :	STREAMLINE USA CONSTRUCTION & MANAGEMENT
DRAWING TITLE :	CLASSROOM 112 PLAN, ELEVATIONS
ROOM OR SPACE :	112
FLOOR :	1ST
PROJECT NUMBER:	176-20
DRAWING NUMBER:	5-01
	OF 3



5 MK19, MK24, MK25 CLASSROOM 112 - ELEVATION
Scale: 1"=1'-0"



6 MK19, MK24 CLASSROOM 112 - SECTION PLAN
Scale: 1"=1'-0"



7 MK19, MK25 CLASSROOM 112 - SECTION PLAN
Scale: 1"=1'-0"

GENERAL NOTES

- SEE ARCHITECTURAL DWG FOR FINISH SCHEDULE
- ARCHITECT PLEASE CONFIRM ALL MARKED/NOTED CONDITIONS
- ALL DIMENSIONS ARE VERIFY IN THE FIELD

- ALL EDGES ARE TAPPED TO MATCH FACE FINISH U.N.O.
- GC TO COORDINATE EXACT LOCATION OF OUTLET WITH MILLWORK
- GC TO PROVIDE ALL NECESSARY BLOCKING AS REQUIRED

QUANTITY

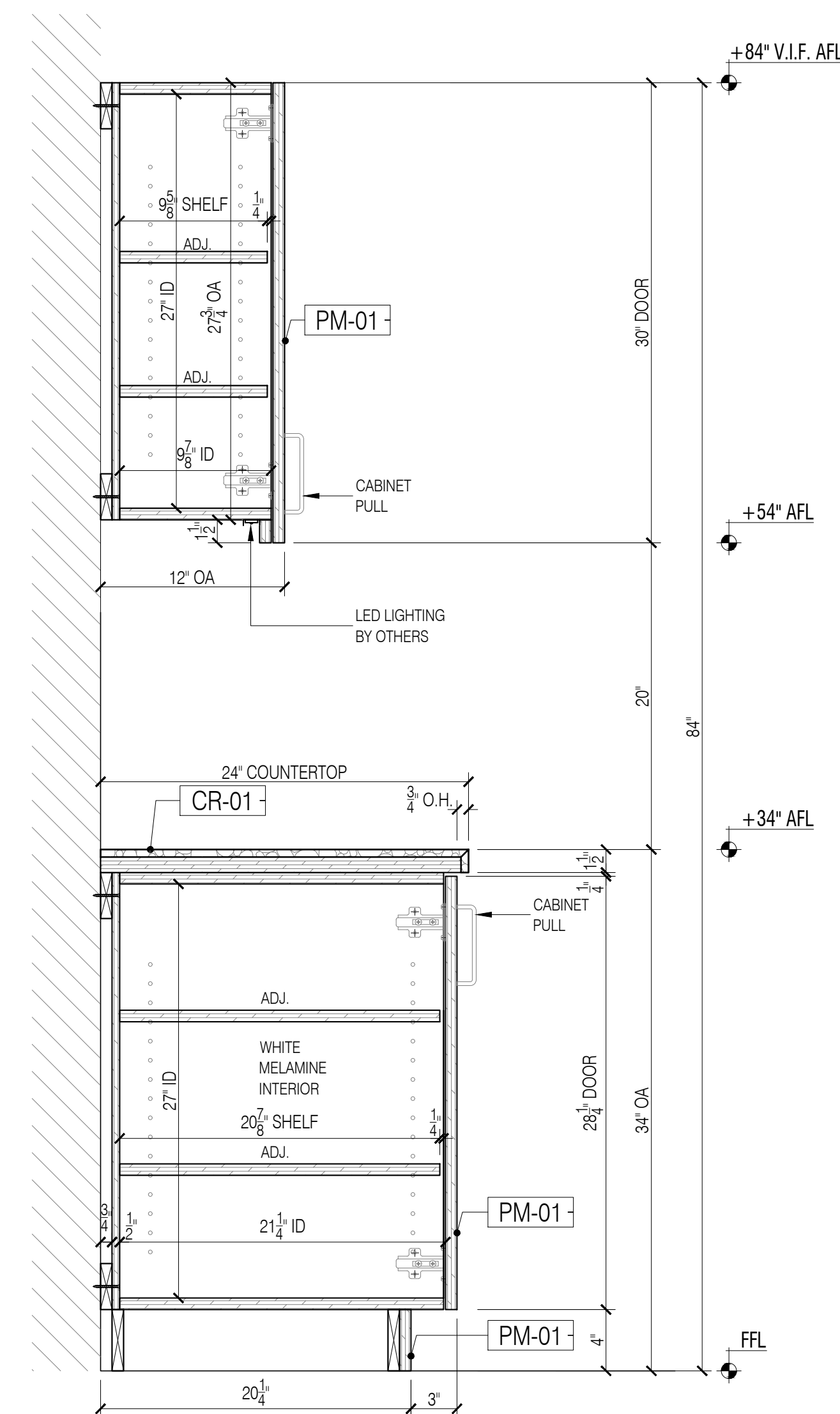
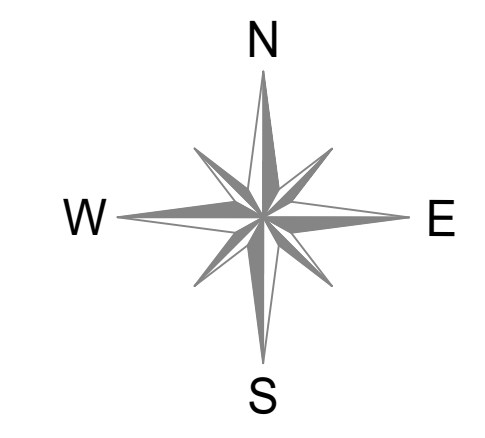
ITEM #	FLOOR	DESCRIPTION	QTY	SUB TOTAL
1.	1st	CLASSROOM 112	1 EA	
2	1st	MARKERBOARD	1 EA	
TOTAL			2 EA	

REFERENCE DWG :

- A-150.00, A-406.00, A-702.00
- REVISION 1, AUGUST 4th 2020

APPLIANCE SCHEDULE

E-02	- UNDERCOUNTER REFRIGERATOR (SEARS) RF-244W WHITE
P-04	- CHILDRENS FAUCET (TOTO) TELL115-D18ET1 POLISHED CHROME
P-06	- CHILDRENS SINK (FRANKE) ARTAR-SO STAINLESS STEEL
P-09	- TEACHERS SINK (FRANKE) AS6109PV STAINLESS STEEL
P-10	- TEACHERS FAUCET (AMERICAN STANDARD) 491 30 POLISHED CHROME



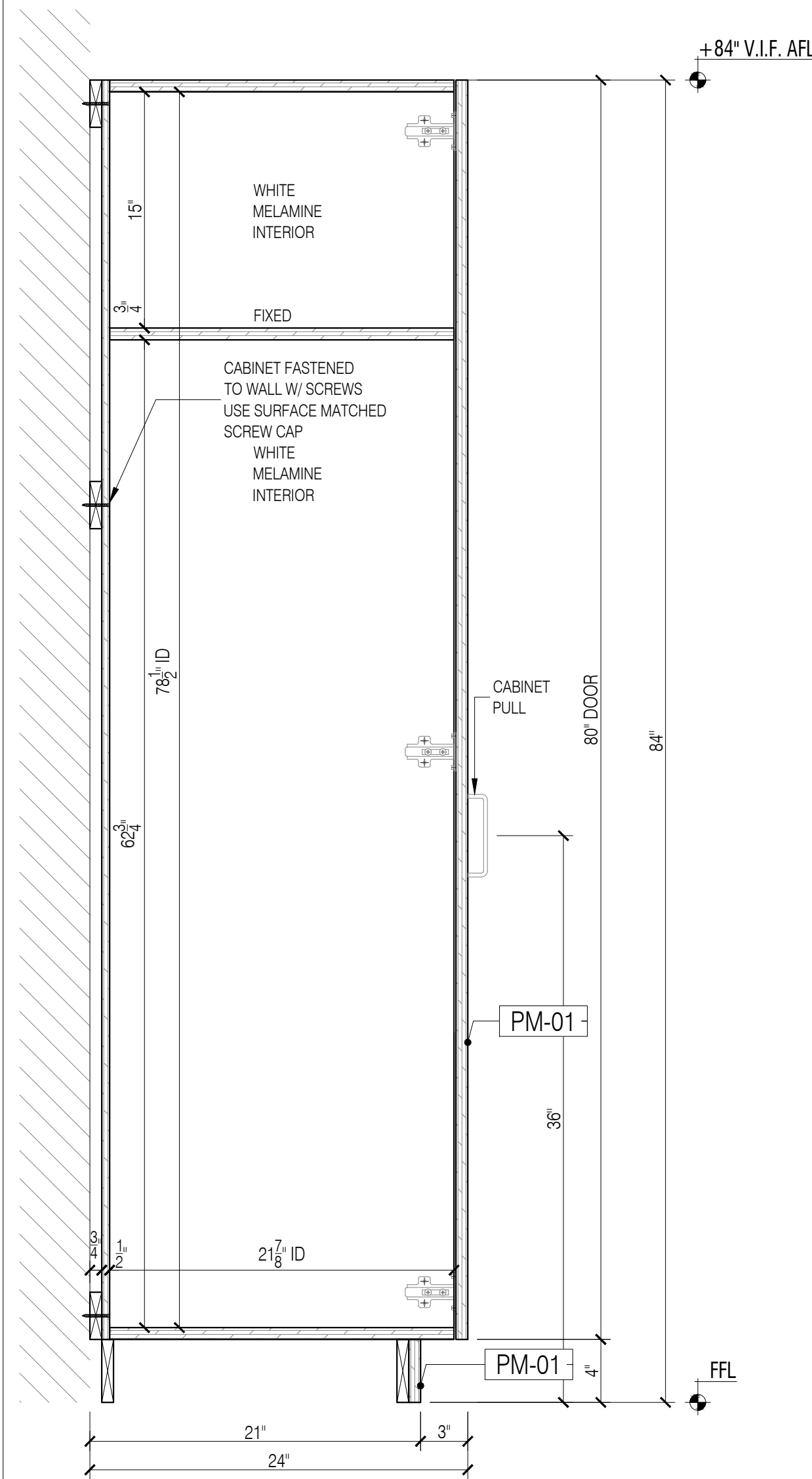
8 MK24, MK22, MK25 CLASSROOM - SECTION BASE & UPPER CABINETS
Scale: 1-1/2"=1'-0"

DATE:	10/30/2020
NAME:	A.M.
NO:	1
REVISIONS:	2
	3

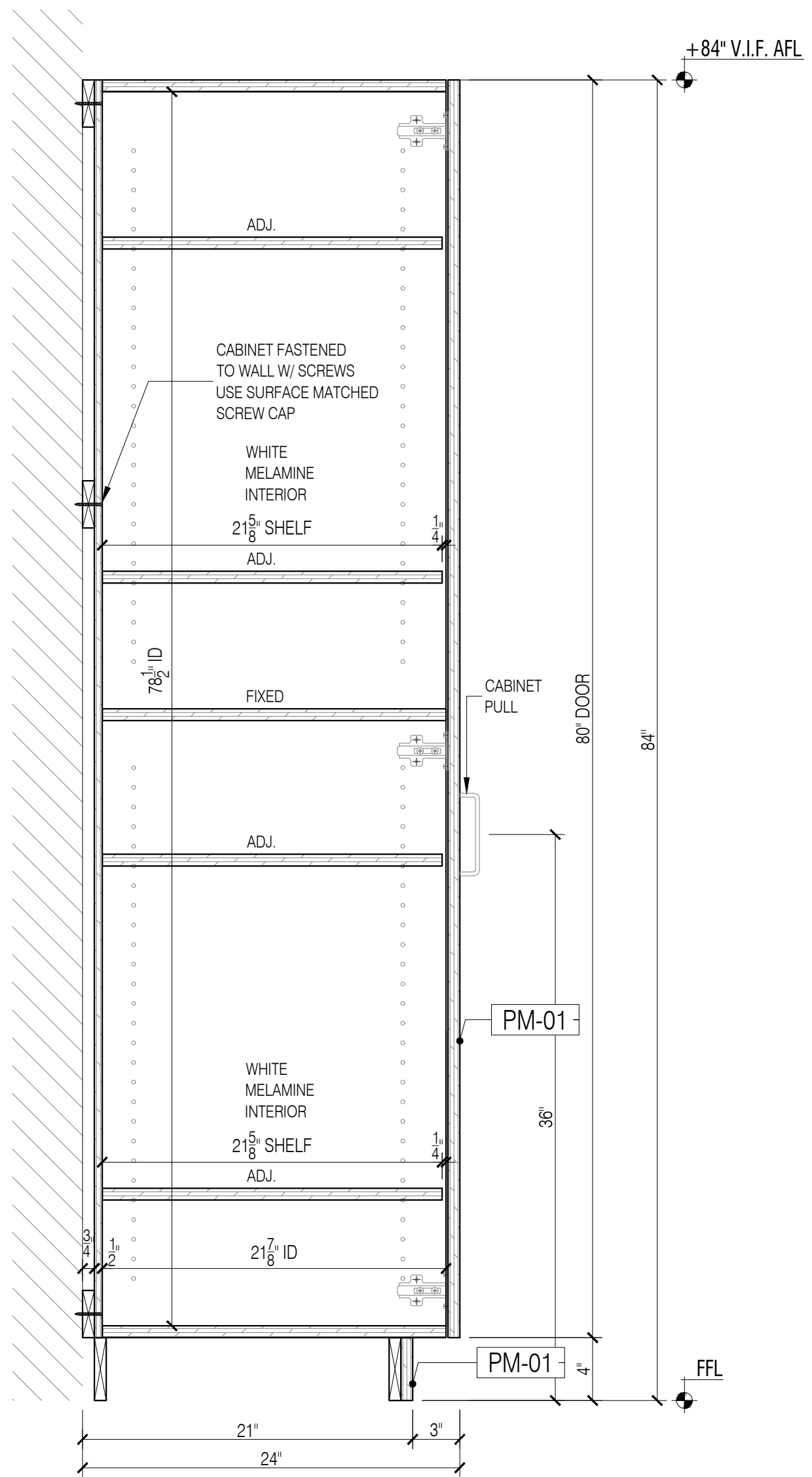
SAMPLE PROJECT

Firepoint
Accelerating Excellence

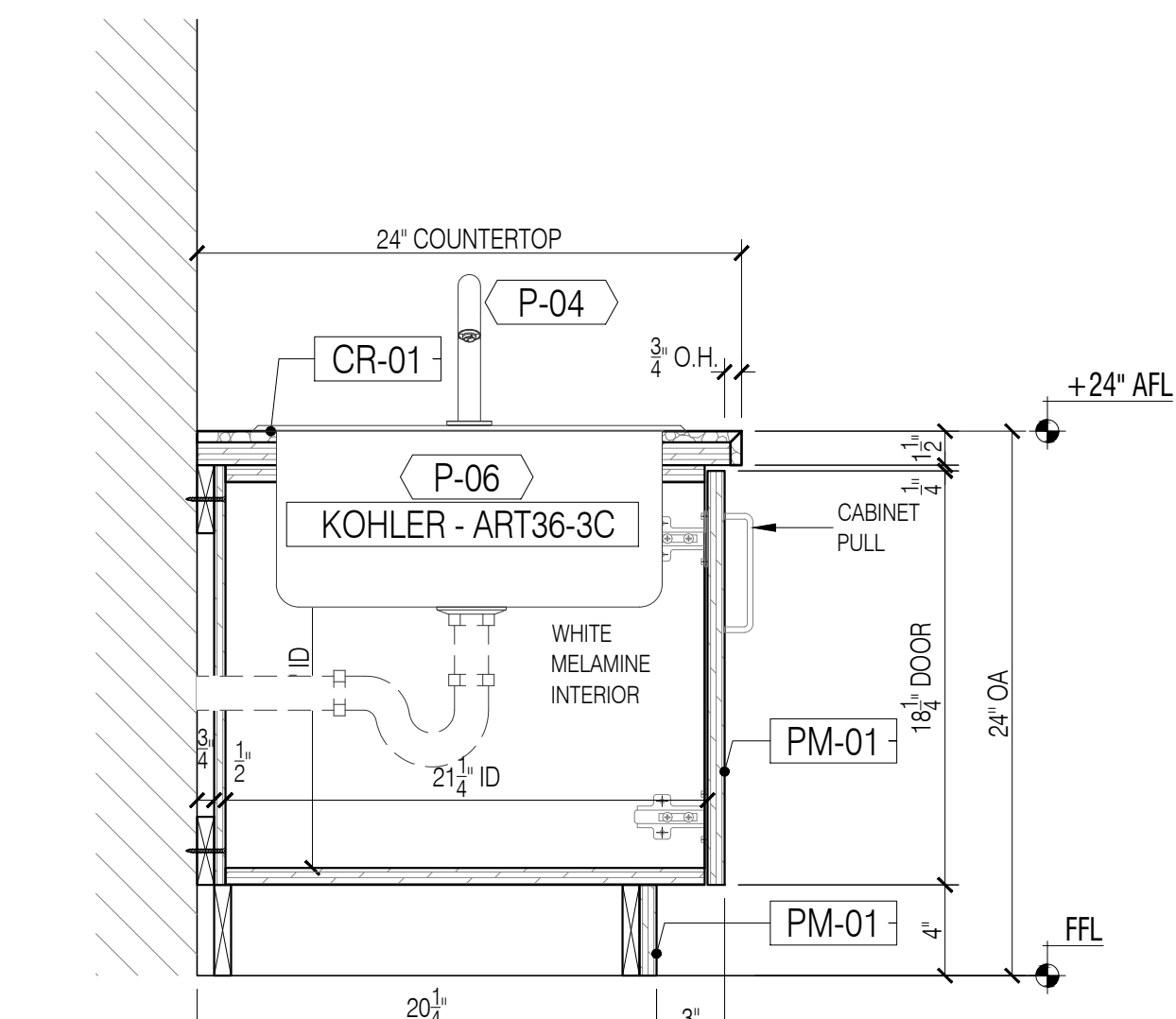
DATE : 10/30/2020
DRAWN BY : A.M.
ARCHITECT : ELEVEN OF ELEVEN ARCHITECTURE PC
127 W 26TH ST #800, NEW YORK, N.Y. 10001
CONTRACTOR : STREAMLINE USA
CONSTRUCTION & MANAGEMENT
DRAWING TITLE : CLASSROOM 112
PLAN, ELEVATIONS
ROOM OR SPACE : 112
FLOOR : 1ST
PROJECT NUMBER : 176-20
DRAWING NUMBER : 5-02
OF 3



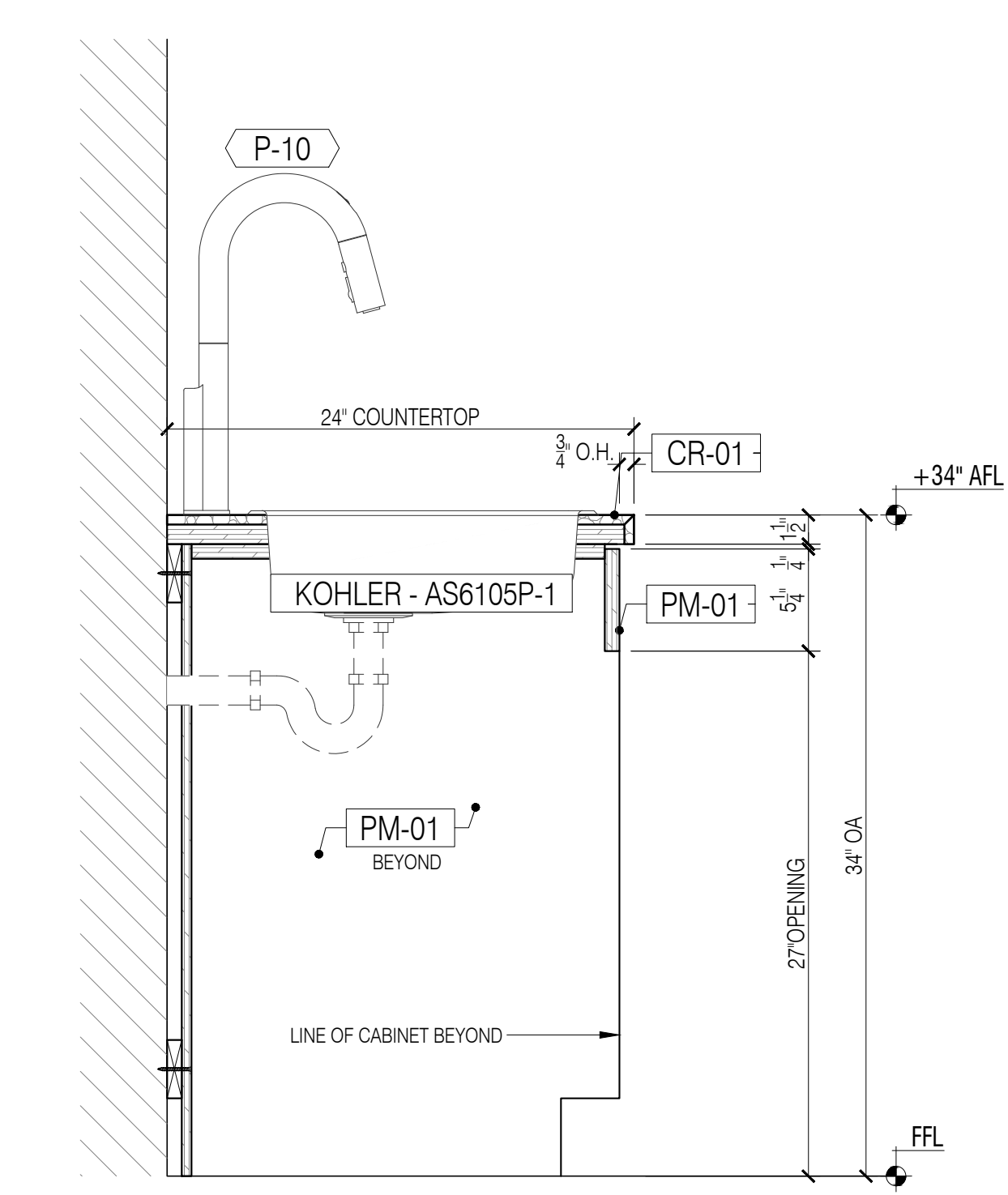
9 MK19 CLASSROOM - SECTION TALL CABINET
Scale: 1-1/2"=1'-0"



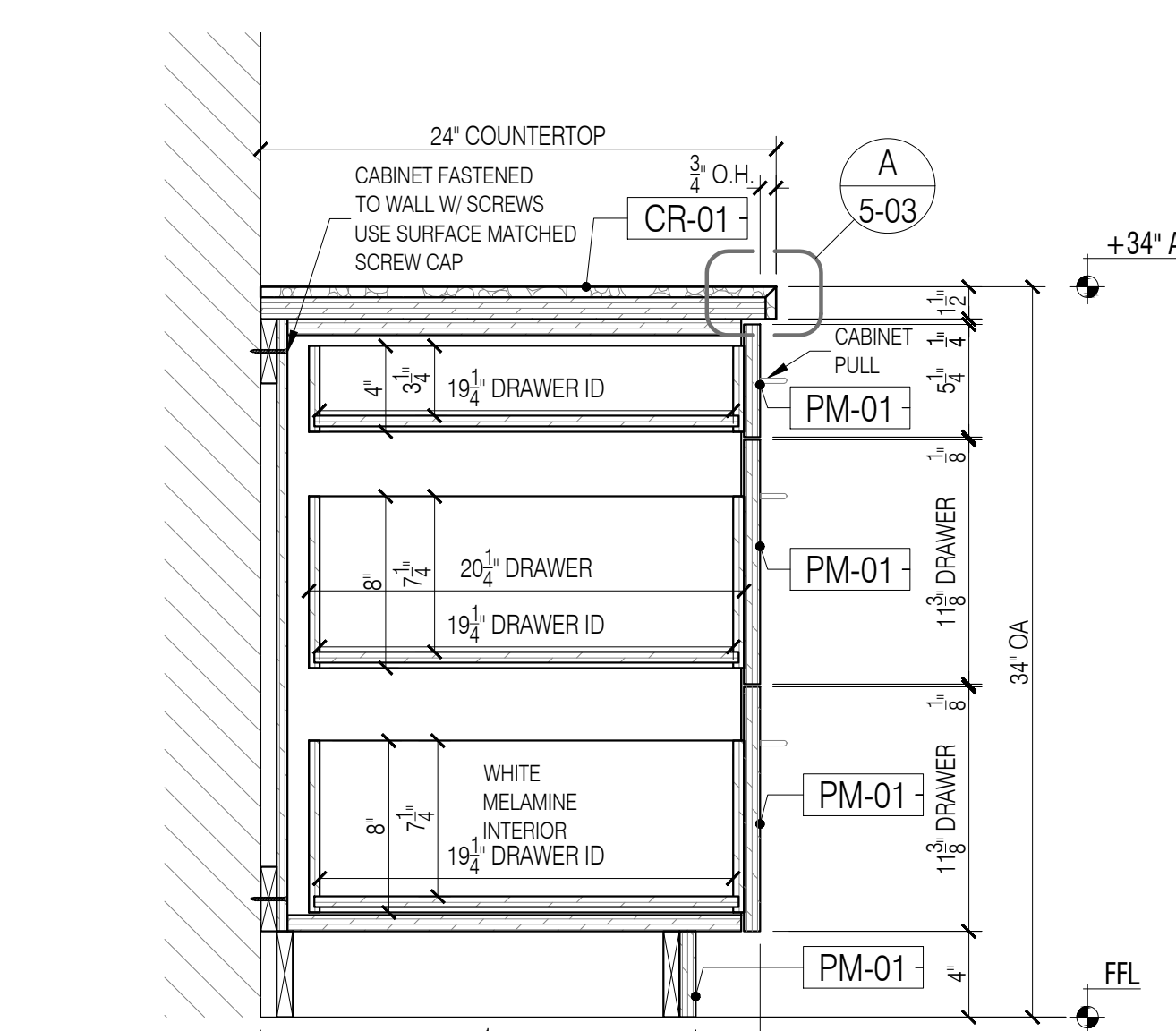
10 MK19 CLASSROOM - SECTION TALL CABINET
Scale: 1-1/2"=1'-0"



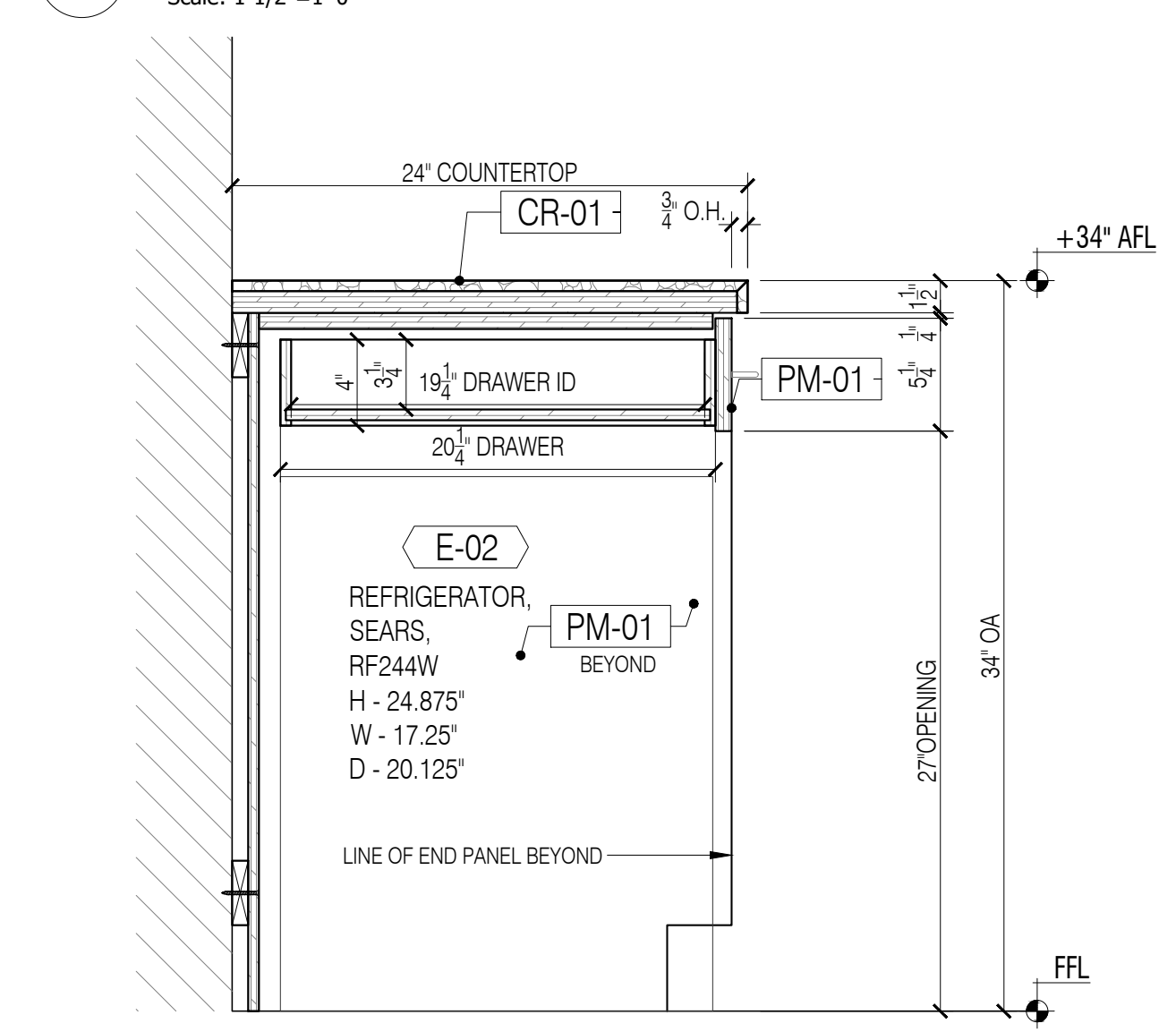
12 MK22 CLASSROOM - SECTION CHILDREN'S SINK
Scale: 1-1/2"=1'-0"



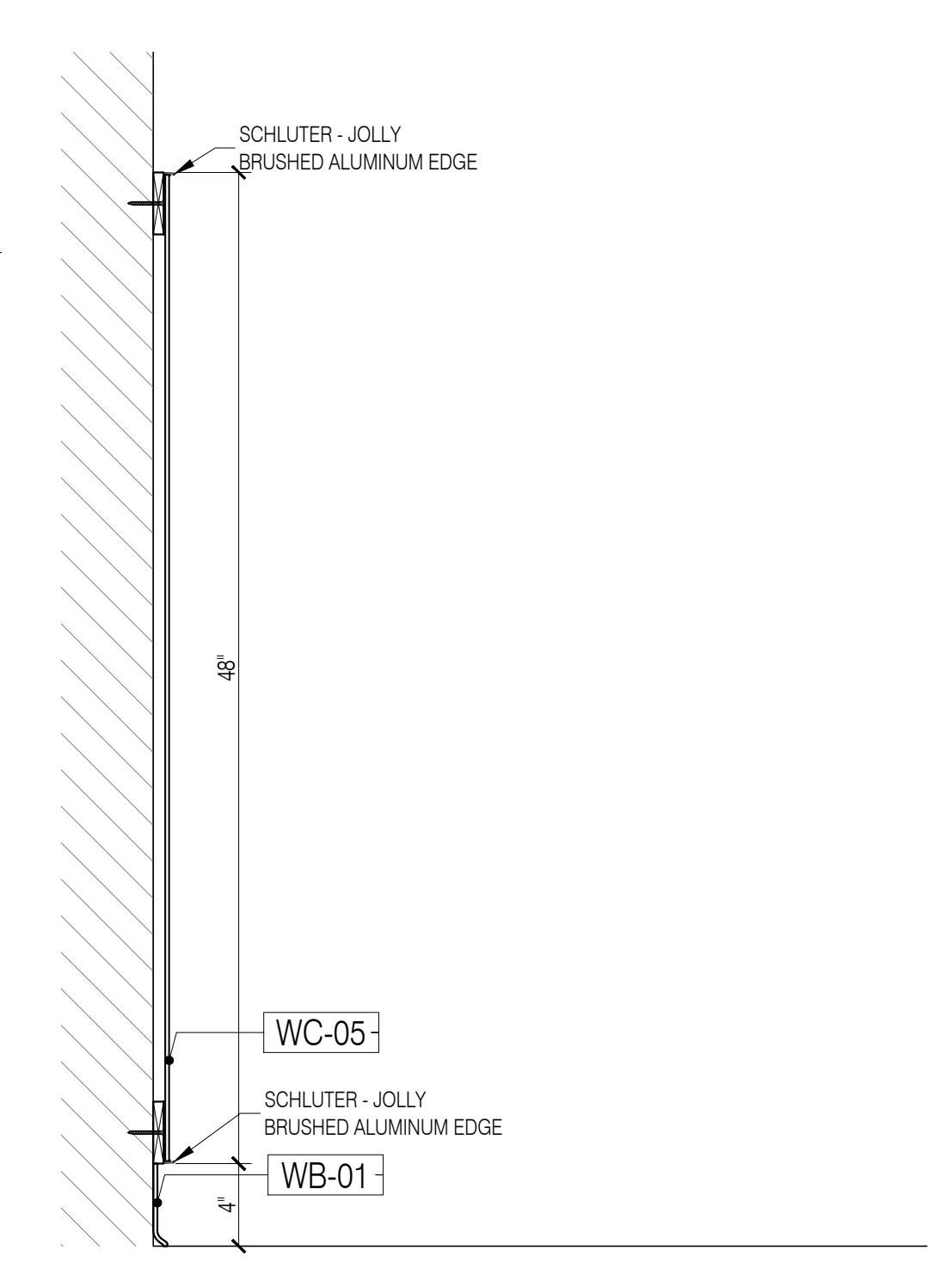
11 MK22 CLASSROOM - SECTION @ SINK
Scale: 1-1/2"=1'-0"



14 MK24 CLASSROOM - SECTION @ DRAWER CABINET
Scale: 1-1/2"=1'-0"



13 MK24 CLASSROOM - SECTION @ FRIDGE
Scale: 1-1/2"=1'-0"



15 CLASSROOM - SECTION @ MARKERBOARD
Scale: 1-1/2"=1'-0"

GENERAL NOTES

- SEE ARCHITECTURAL DWG FOR FINISH SCHEDULE
- ARCHITECT PLEASE CONFIRM ALL MARKED/NOTED CONDITIONS
- ALL DIMENSIONS ARE VERIFY IN THE FIELD

- ALL EDGES ARE TAPPED TO MATCH FACE FINISH U.N.O.
- GC TO COORDINATE EXACT LOCATION OF OUTLET WITH MILLWORK
- GC TO PROVIDE ALL NECESSARY BLOCKING AS REQUIRED

QUANTITY

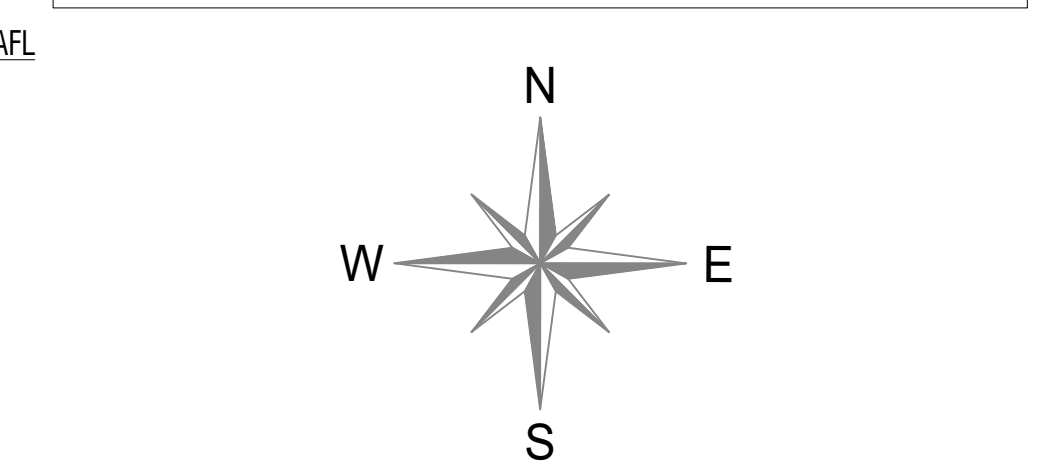
ITEM #	FLOOR	DESCRIPTION	QTY	SUB TOTAL
1.	1st	CLASSROOM 112	1 EA	
2	1st	MARKERBOARD	1 EA	
TOTAL			2 EA	

REFERENCE DWG :

- A-150.00, A-406.00, A-702.00
- REVISION 1, AUGUST 4th 2020

APPLIANCE SCHEDULE

NO.	REVISIONS:	DESCRIPTION
1	SUBMISSION FOR APPROVAL	
2	REVISED AS PER COMMENTS	
3	REVISED AS PER UPDATE COMMENTS	



DATE: 10/30/2020

NAME: A.M.

NO.: 1

REVISIONS: SUBMISSION FOR APPROVAL

SAMPLE PROJECT



DATE: 10/30/2020

DRAWN BY: A.M.

ARCHITECT: ELEVEN OF ELEVEN ARCHITECTURE PC
127 W 26TH ST #800, NEW YORK, N.Y. 10001

CONTRACTOR: STREAMLINE USA
CONSTRUCTION & MANAGEMENT

DRAWING TITLE: CLASSROOM 112
PLAN, ELEVATIONS

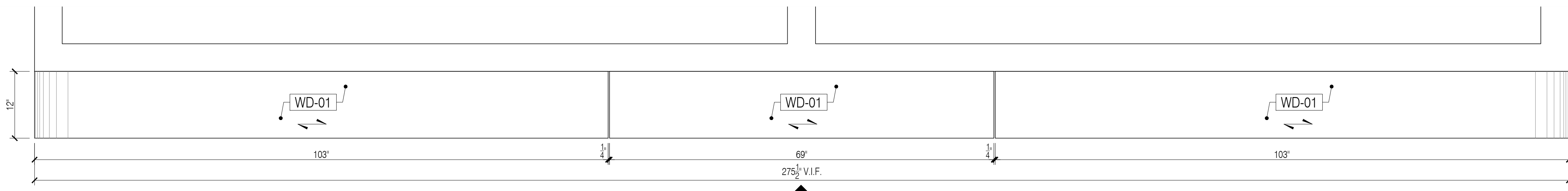
ROOM OR SPACE: 112

FLOOR: 1ST

PROJECT NUMBER: 176-20

DRAWING NUMBER:

5-03



1 MK-12 CORRIDOR 113 - PLAN
Scale: 1"=1'-0"

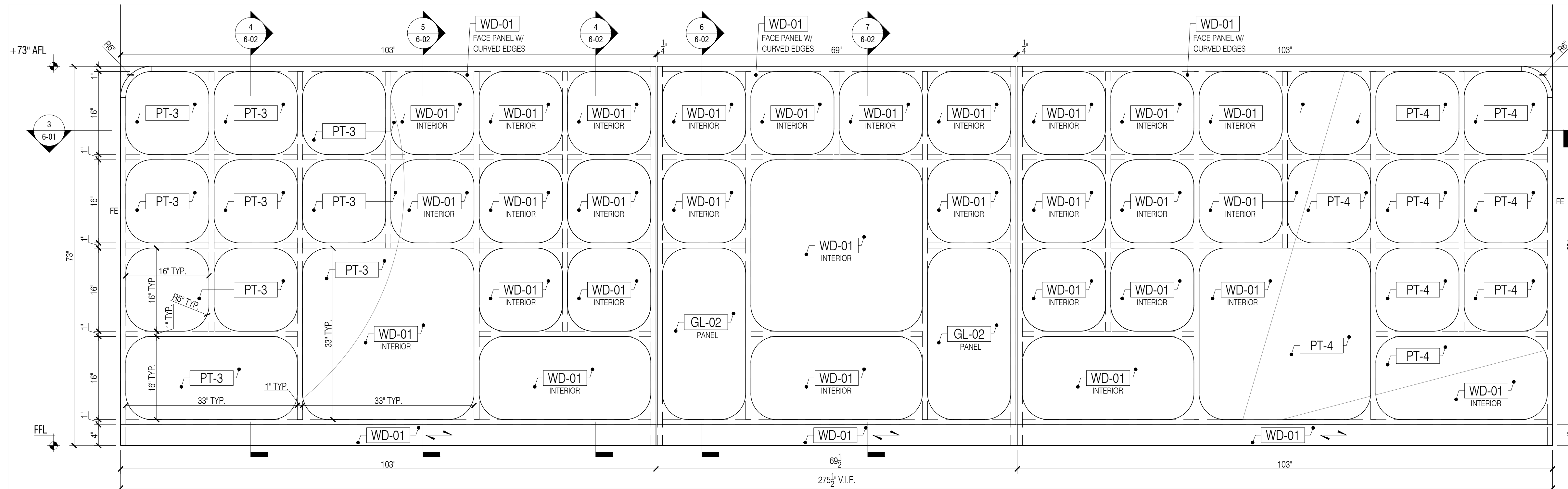
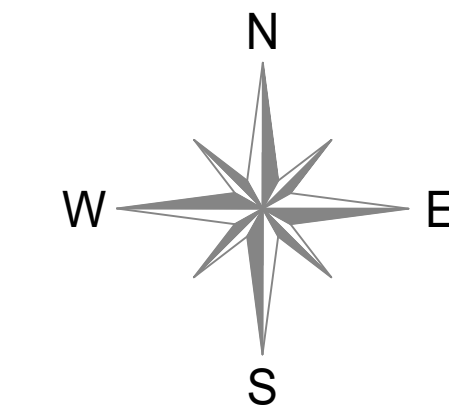
GENERAL NOTES

- SEE ARCHITECTURAL DWG FOR FINISH SCHEDULE
- ALL DIMENSIONS ARE VERIFY IN THE FIELD
- GC TO COORDINATE EXACT LOCATION OF OUTLET WITH MILLWORK
- GC TO PROVIDE ALL NECESSARY BLOCKING AS REQUIRED

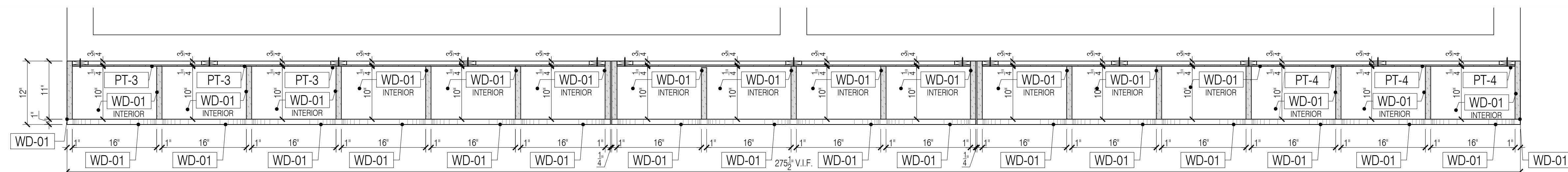
QUANTITY				
ITEM #	FLOOR	DESCRIPTION	QTY	SUB TOTAL
1.	1st.	CORRIDOR 113	1 EA	
TOTAL			1 EA	

REFERENCE DWG :

- A-150.00
- A-402.00, A-701.00
- DESIGN OVERVIEW - OCTOBER 9, 2020



2 MK-12 CORRIDOR 113 - ELEVATION
Scale: 1"=1'-0"
NOTE: PAINT TO ONLY BE FRONT SURFACE OF INTERIOR BACK PANEL. ALL OTHER INTERIOR SURFACES TO BE UNPAINTED WD-01.



3 MK-12 CORRIDOR 113 - SECTION PLAN
Scale: 1"=1'-0"
NOTE: PAINT TO ONLY BE FRONT SURFACE OF INTERIOR BACK PANEL. ALL OTHER INTERIOR SURFACES TO BE UNPAINTED WD-01.

NO:	REVISIONS:	DATE:
1	SUBMISSION FOR APPROVAL	10/30/2020
2	REVISED AS PER COMMENTS	11/06/2020
3	REVISED AS PER UPDATE COMMENTS	11/30/2020

SAMPLE PROJECT



DATE : 10/30/2020

DRAWN BY : M.K.

ARCHITECT :
STREAMLINE USA
CONSTRUCTION & MANAGEMENT

CONTRACTOR :
ELEVEN OF ELEVEN ARCHITECTURE PC
127 W 26TH ST #800, NEW YORK, NY. 10001

DRAWING TITLE :
CORRIDOR 113
PLAN, ELEVATION, SECTION PLAN

ROOM OR SPACE :
1ST

FLOOR :
113

PROJECT NUMBER:
176-20

DRAWING NUMBER:

6-01

GENERAL NOTES

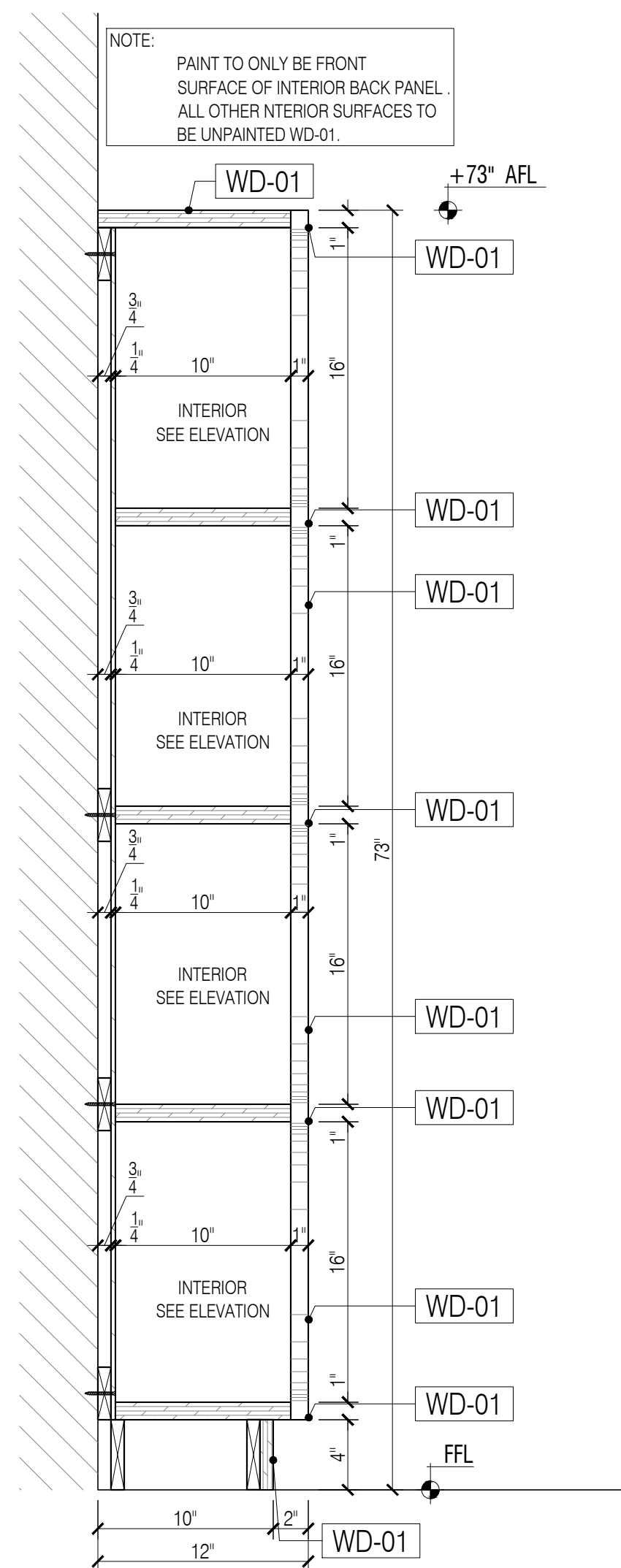
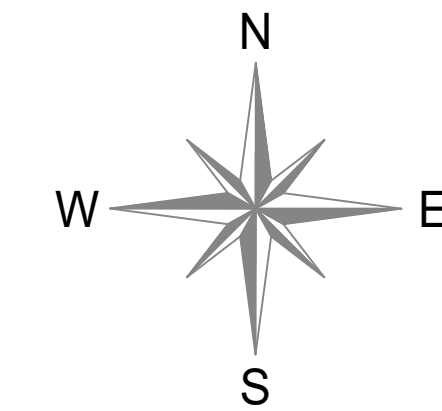
- SEE ARCHITECTURAL DWG FOR FINISH SCHEDULE
- ALL DIMENSIONS ARE VERIFY IN THE FIELD
- GC TO COORDINATE EXACT LOCATION OF OUTLET WITH MILLWORK
- GC TO PROVIDE ALL NECESSARY BLOCKING AS REQUIRED

QUANTITY

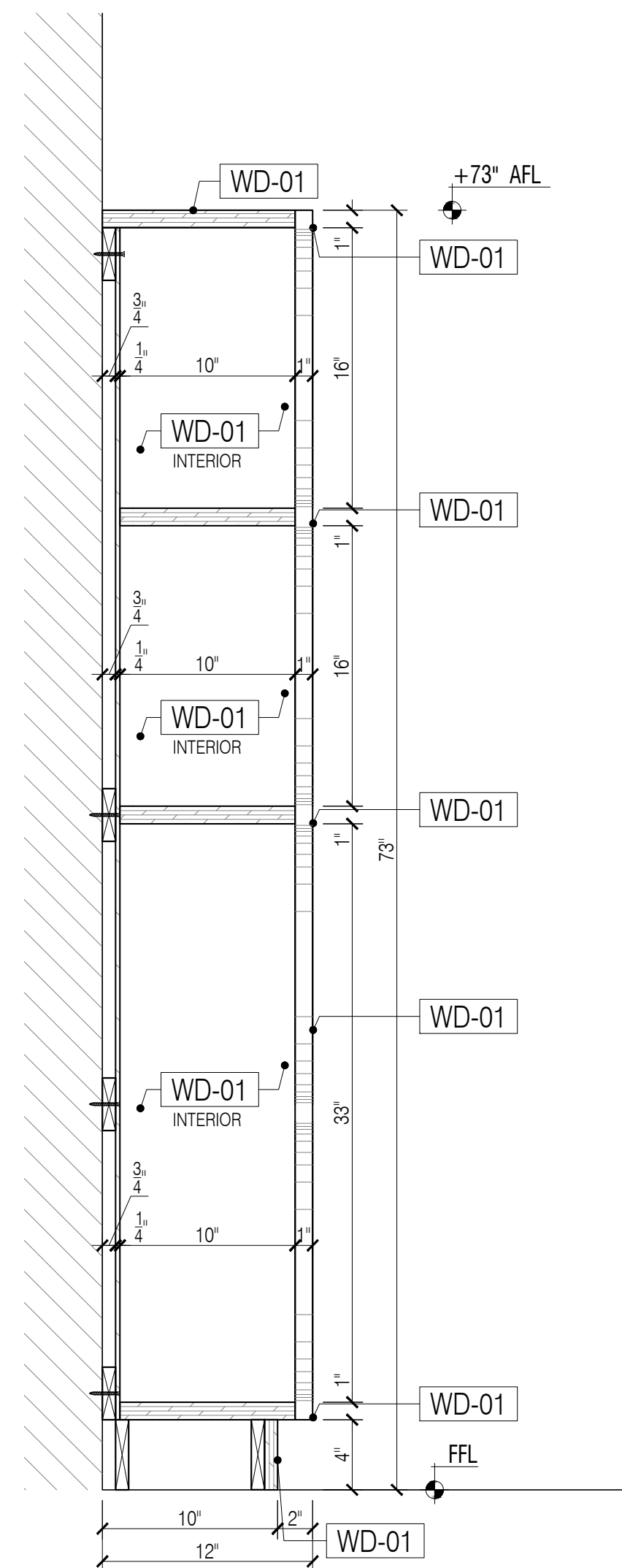
ITEM #	FLOOR	DESCRIPTION	QTY	SUB TOTAL
1.	1st.	CORRIDOR 113	1 EA	
TOTAL			1 EA	

REFERENCE DWG :

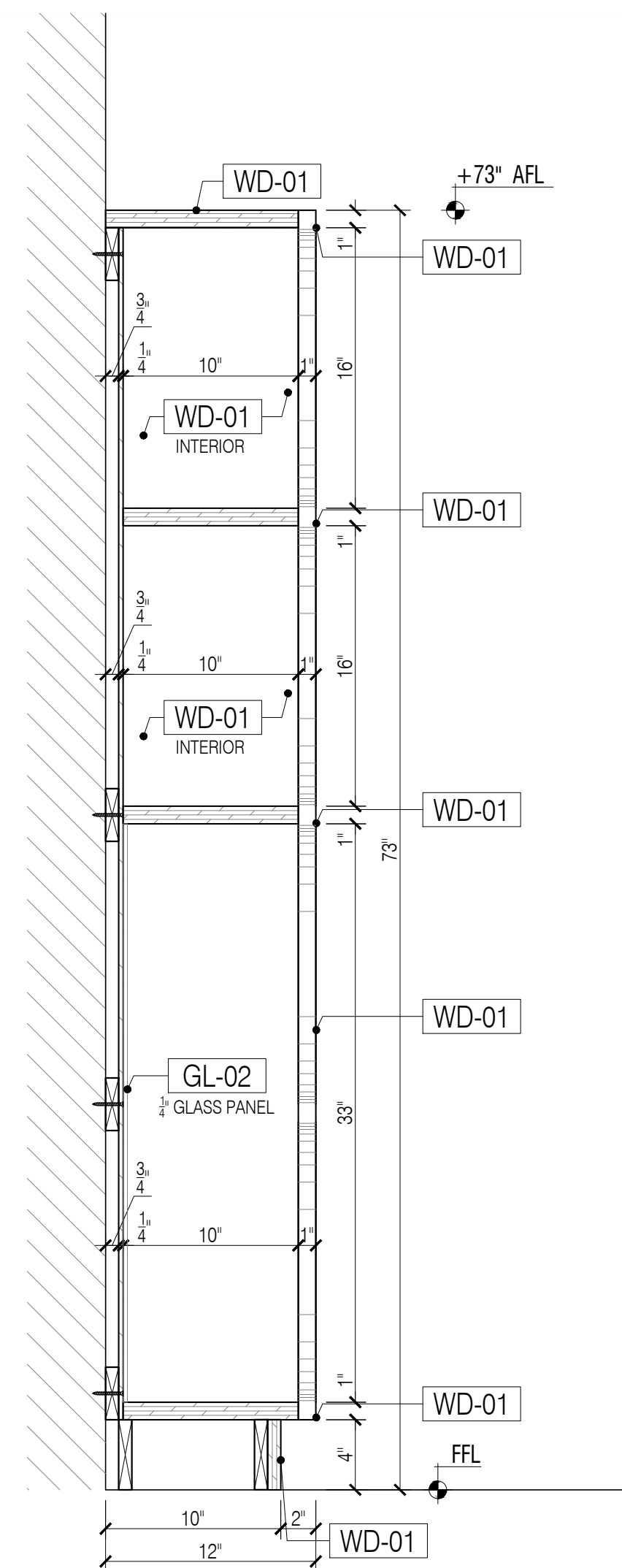
- A-150.00
- A-402.00, A-701.00
- DESIGN OVERVIEW - OCTOBER 9, 2020



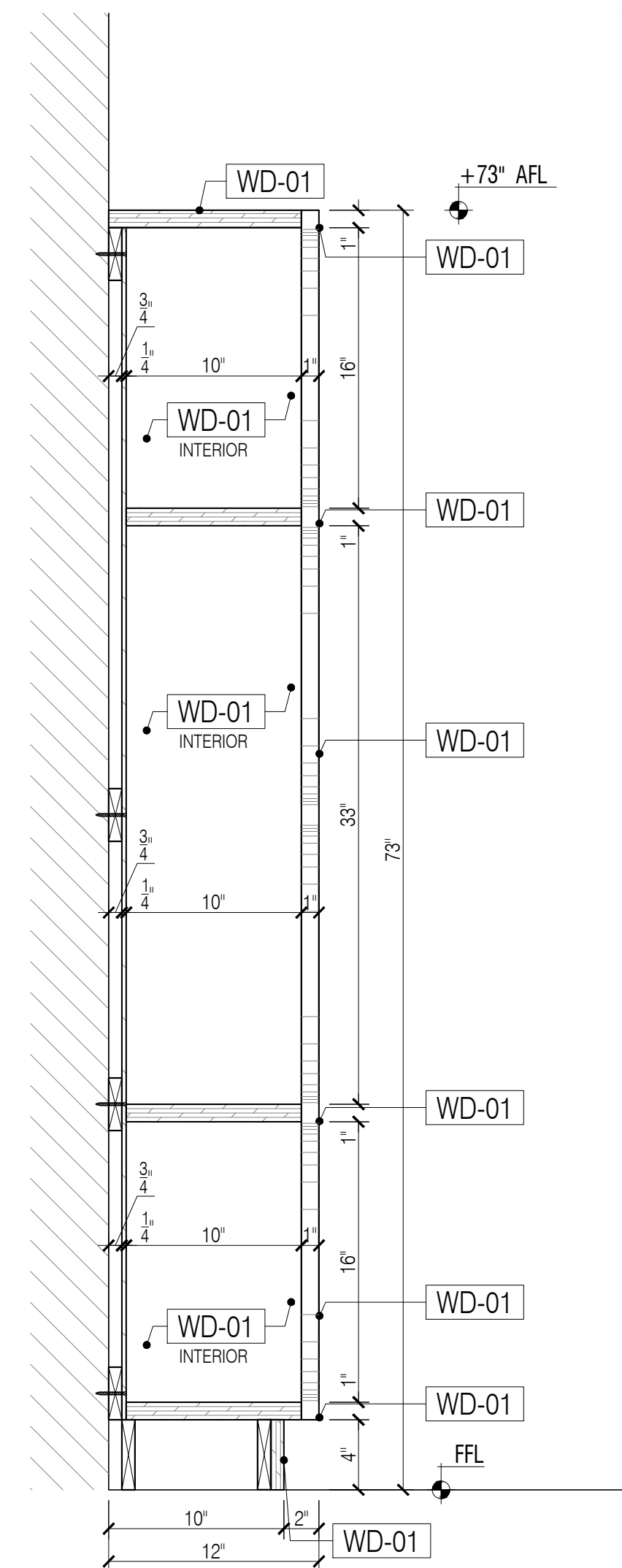
4 SECTION - MK-12 CORRIDOR 113
Scale: 1-1/2"=1'-0"



5 SECTION - MK-12 CORRIDOR 113
Scale: 1-1/2"=1'-0"



6 SECTION - MK-12 CORRIDOR 113
Scale: 1-1/2"=1'-0"



7 SECTION - MK-12 CORRIDOR 113
Scale: 1-1/2"=1'-0"

NO.	REVISIONS:	NAME:	DATE:
1	SUBMISSION FOR APPROVAL	M.K.	10/30/2020
2	REVISED AS PER COMMENTS	M.K.	11/06/2020
3	REVISED AS PER UPDATE COMMENTS	M.K.	11/30/2020

SAMPLE PROJECT



DATE : 10/30/2020

DRAWN BY : M.K.

ARCHITECT : STREAMLINE USA CONSTRUCTION & MANAGEMENT

CONTRACTOR : ELEVEN OF ELEVEN ARCHITECTURE PC
127 W 26TH ST #800, NEW YORK, NY. 10001

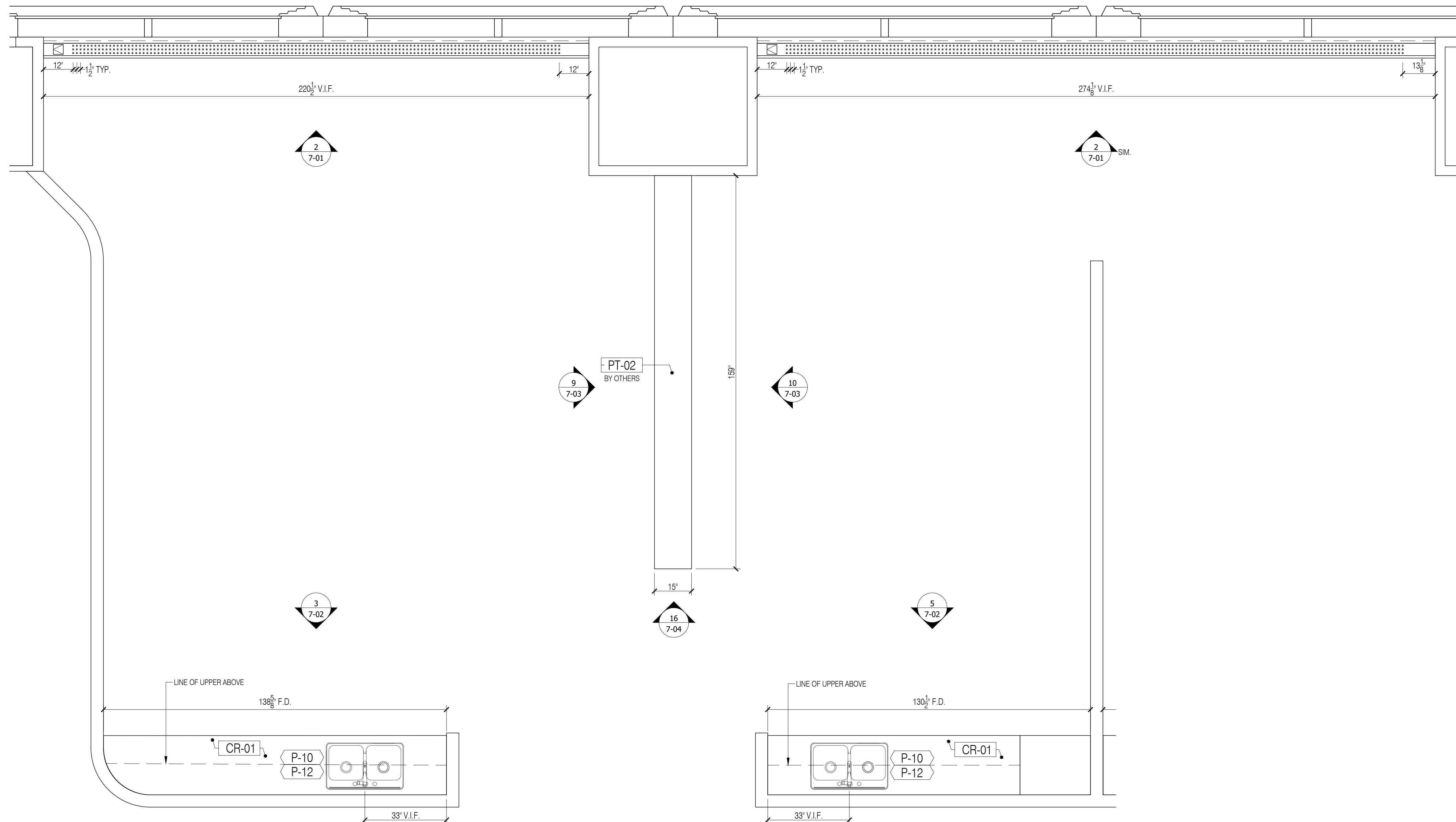
DRAWING TITLE : CORRIDOR 113 SECTIONS

ROOM OR SPACE : 1ST FLOOR : 113

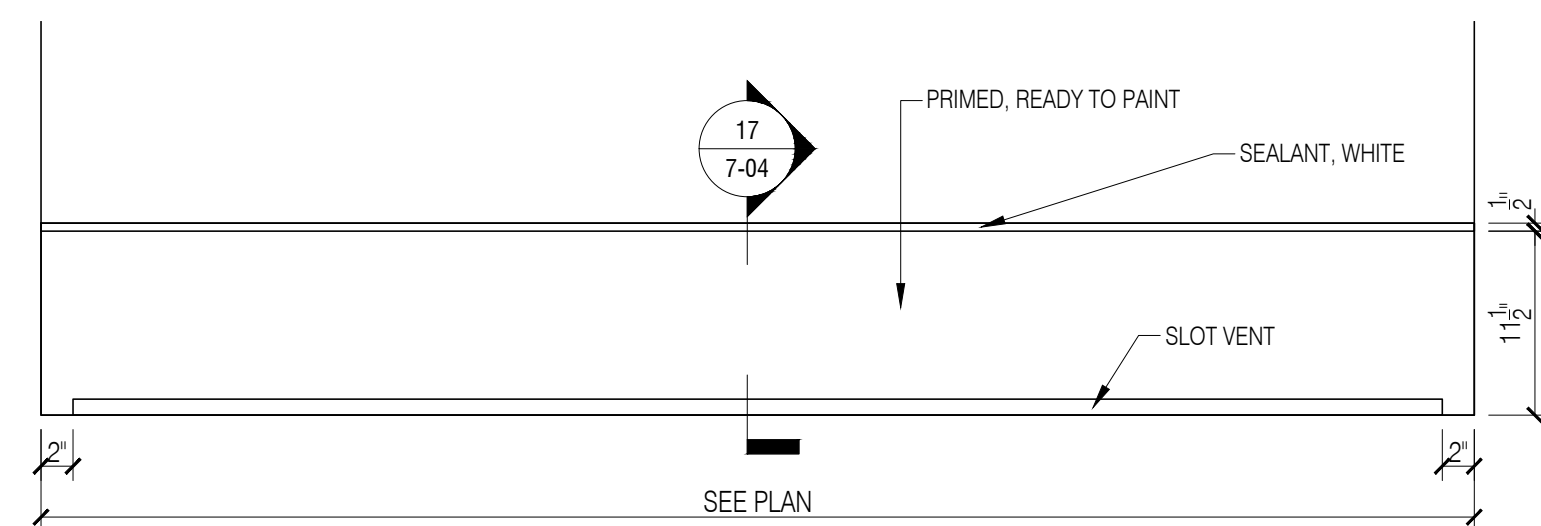
PROJECT NUMBER: 176-20

DRAWING NUMBER:

6-02



1 CLASSROOM 114&115 - PLAN
Scale: 1/2"=1'-0"



2 CLASSROOM 114&115- ELEVATION@MK11 RADIATOR COVER
Scale: 1"=1'-0"

GENERAL NOTES

- SEE ARCHITECTURAL DWG FOR FINISH SCHEDULE
 - ARCHITECT PLEASE CONFIRM ALL MARKED/NOTED CONDITIONS
 - ALL DIMENSIONS ARE VERIFY IN THE FIELD
- ALL EDGES ARE TAPPED TO MATCH FACE FINISH U.N.O.
 - GC TO COORDINATE EXACT LOCATION OF OUTLET WITH MILLWORK
 - GC TO PROVIDE ALL NECESSARY BLOCKING AS REQUIRED

QUANTITY

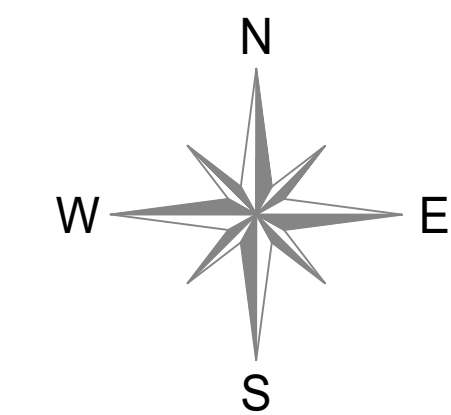
ITEM #	FLOOR	DESCRIPTION	QTY	SUB TOTAL
1.	1st	CLASSROOM 114	1 EA	
2	1st	CLASSROOM 115	1 EA	
TOTAL			2 EA	

REFERENCE DWG :

- A-150.00, A-404.00, A-407.00, A-700.00, A-701.00
- REVISION 1, AUGUST 4th 2020, REVISION 2, OCTOBER 9th 2020

APPLIANCE SCHEDULE

E-02	UNDERCOUNTER REFRIGERATOR/ BEARS/ RF-24W/ WHITE
P-10	TEACHERS FAUCET/ AMERICAN STANDARD/ 4831.92/ POLISHED CHROME
P-12	TEACHERS SINK/ FRANKE/ ALD848P-1/ STAINLESS STEEL



NO:	REVISIONS:	NAME:	DATE:
1	SUBMISSION FOR APPROVAL	A.M.	10/30/2020
2	REVISED AS PER COMMENTS	A.M.	11/06/2020
3	REVISED AS PER UPDATE COMMENTS	A.M.	11/30/2020

SAMPLE PROJECT



DATE : 10/30/2020

DRAWN BY : A.M.

ARCHITECT :
ELEVEN OF ELEVEN ARCHITECTURE PC
127 W 26TH ST #800, NEW YORK, N.Y. 10001

CONTRACTOR :
STREAMLINE USA
CONSTRUCTION & MANAGEMENT

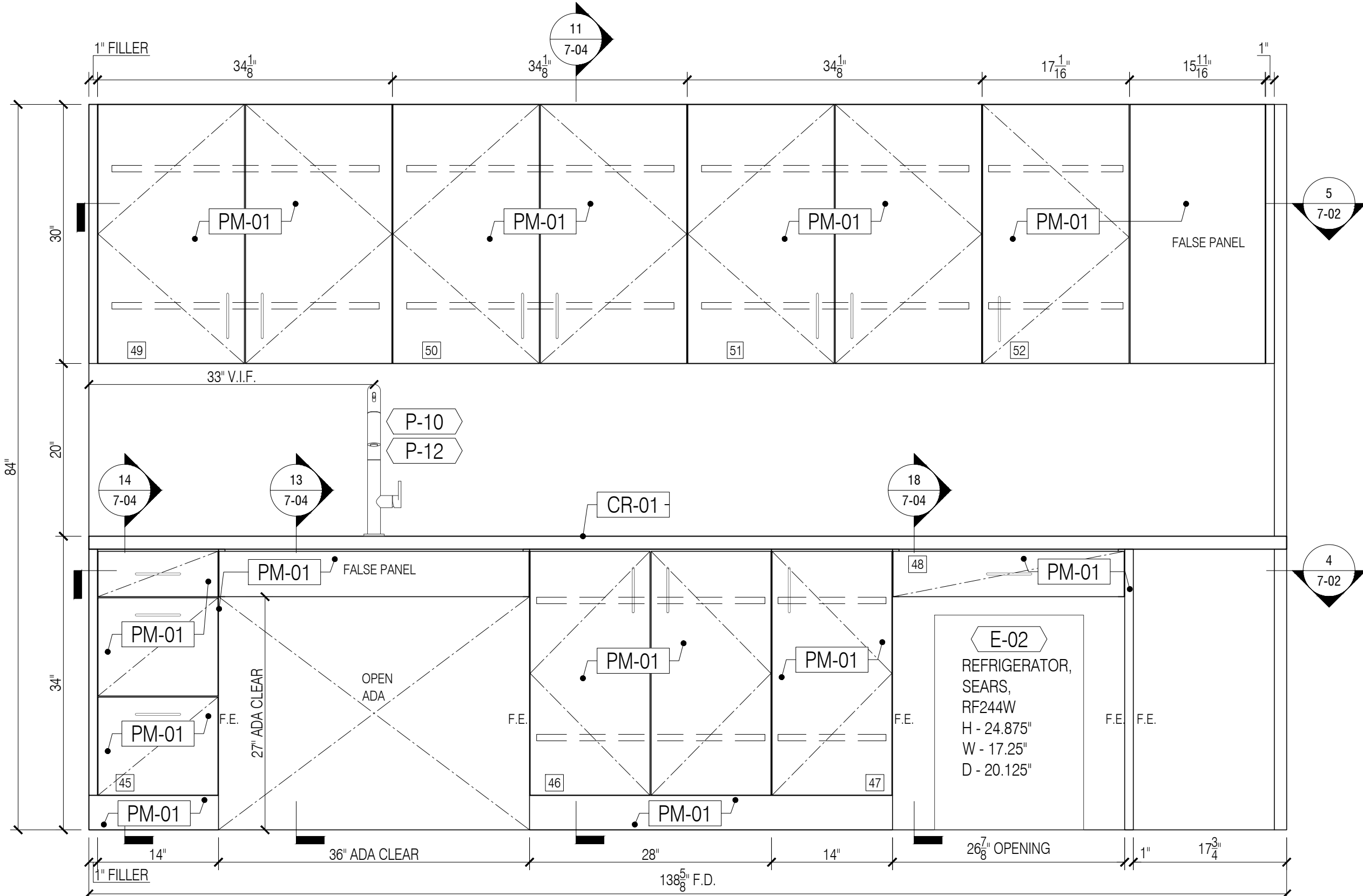
DRAWING TITLE :
CLASSROOM
PLAN, ELEVATIONS

ROOM OR FLOOR :
SPACE :
114&115 1ST

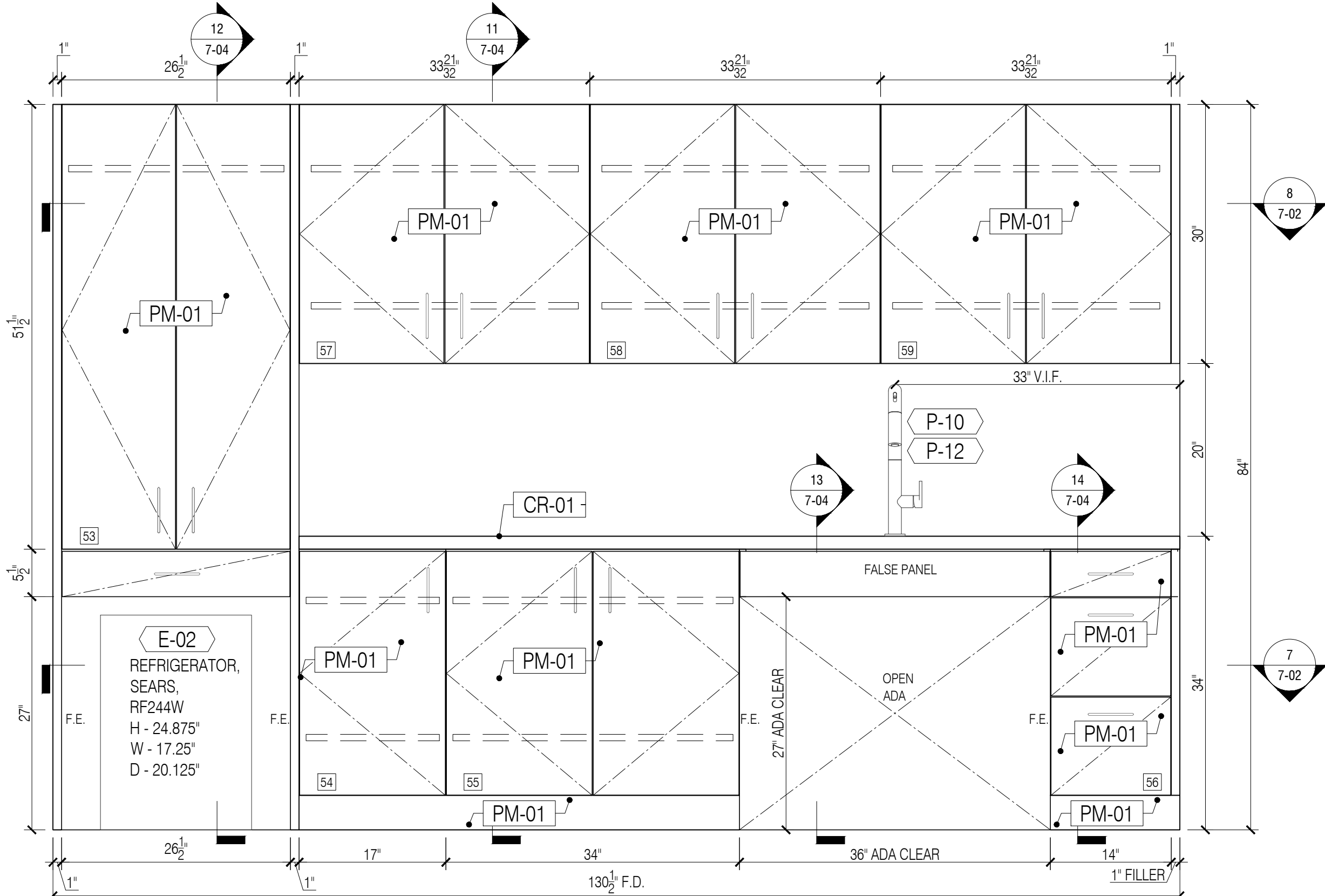
PROJECT NUMBER:
176-20

DRAWING NUMBER:

7-01



3 MK03, MK04 CLASSROOM 114 - ELEVATION
Scale: 1"=1'-0"



6 MK05, MK06 CLASSROOM 115 - ELEVATION
Scale: 1"=1'-0"

- GENERAL NOTES**
- SEE ARCHITECTURAL DWG FOR FINISH SCHEDULE
 - ARCHITECT PLEASE CONFIRM ALL MARKED/NOTED CONDITIONS
 - ALL DIMENSIONS ARE VERIFY IN THE FIELD
- ALL EDGES ARE TAPPED TO MATCH FACE FINISH U.N.O.
 - GC TO COORDINATE EXACT LOCATION OF OUTLET WITH MILLWORK
 - GC TO PROVIDE ALL NECESSARY BLOCKING AS REQUIRED

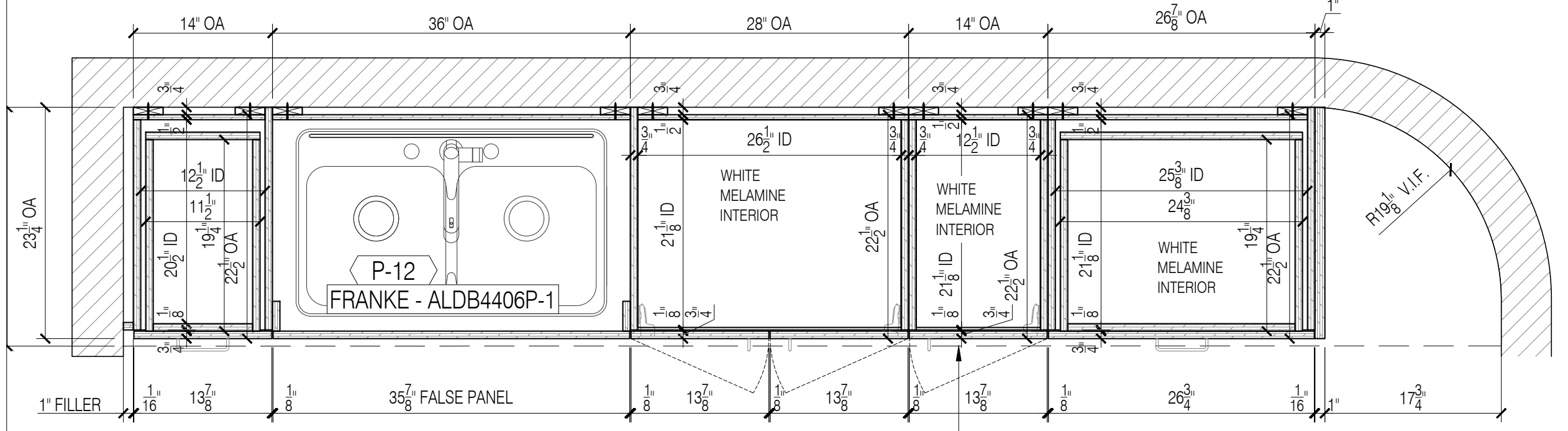
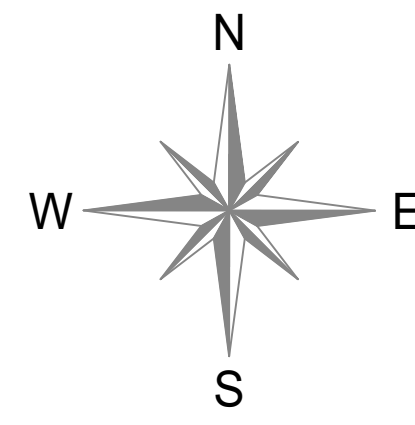
QUANTITY

ITEM #	FLOOR	DESCRIPTION	QTY	SUB TOTAL
1.	1st	CLASSROOM 114	1 EA	
2	1st	CLASSROOM 115	1 EA	
TOTAL			2 EA	

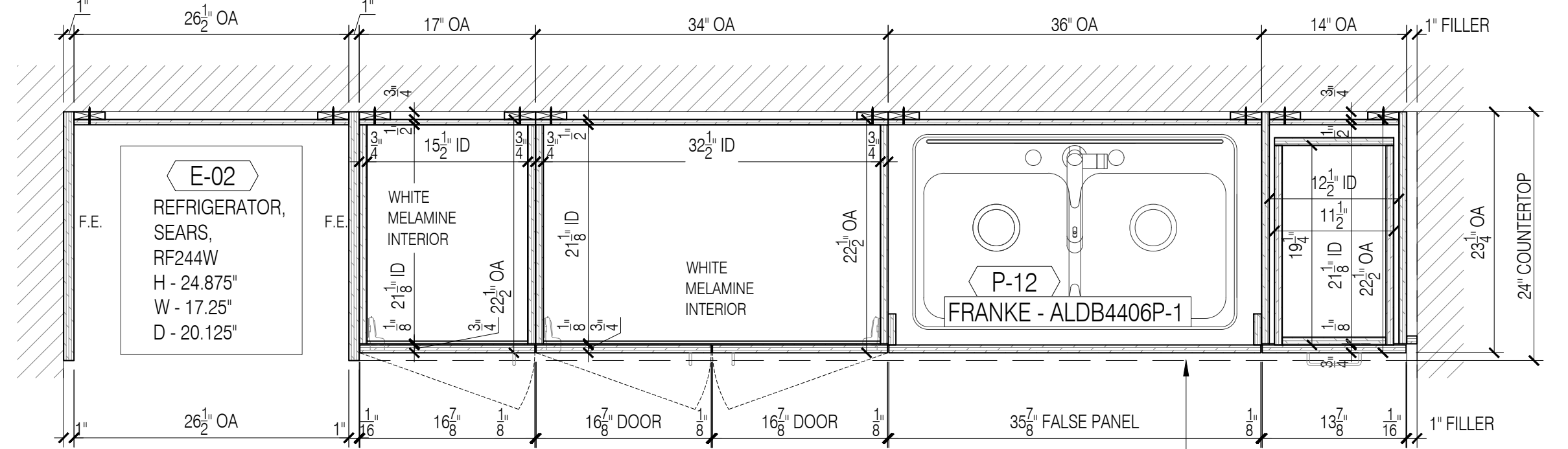
- REFERENCE DWG :**
- A-150.00, A-404.00, A-407.00, A-700.00, A-701.00
 - REVISION 1, AUGUST 4th 2020, REVISION 2, OCTOBER 9th 2020

APPLIANCE SCHEDULE

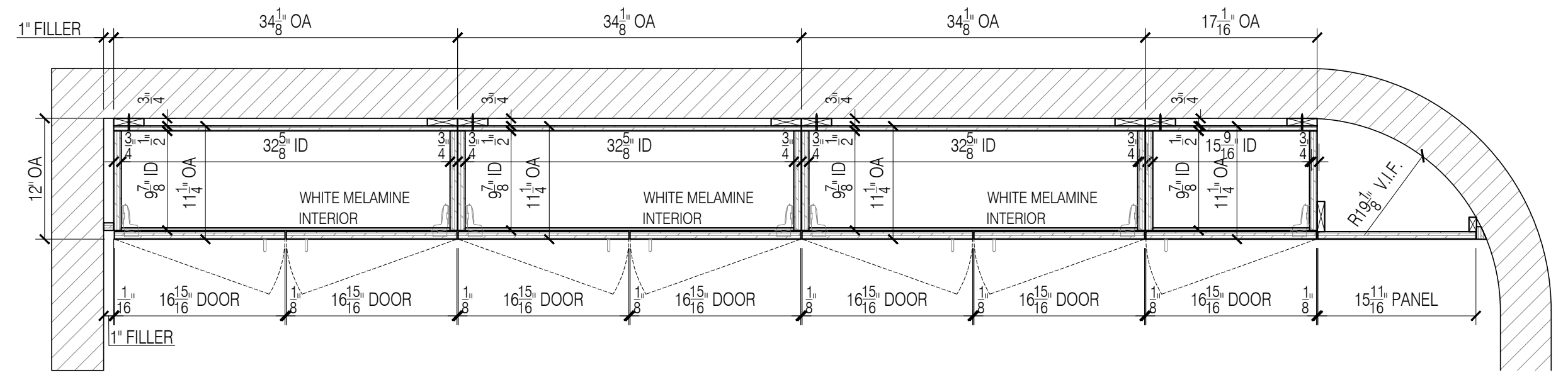
E-02	- UNDERCOUNTER REFRIGERATOR, SEARS RF-244W WHITE
P-10	- TEACHERS FAUCET, AMERICAN STANDARD 4831.92 POLISHED CHROME
P-12	- TEACHERS SINK, FRANKE ALDB4406P-1 STAINLESS STEEL



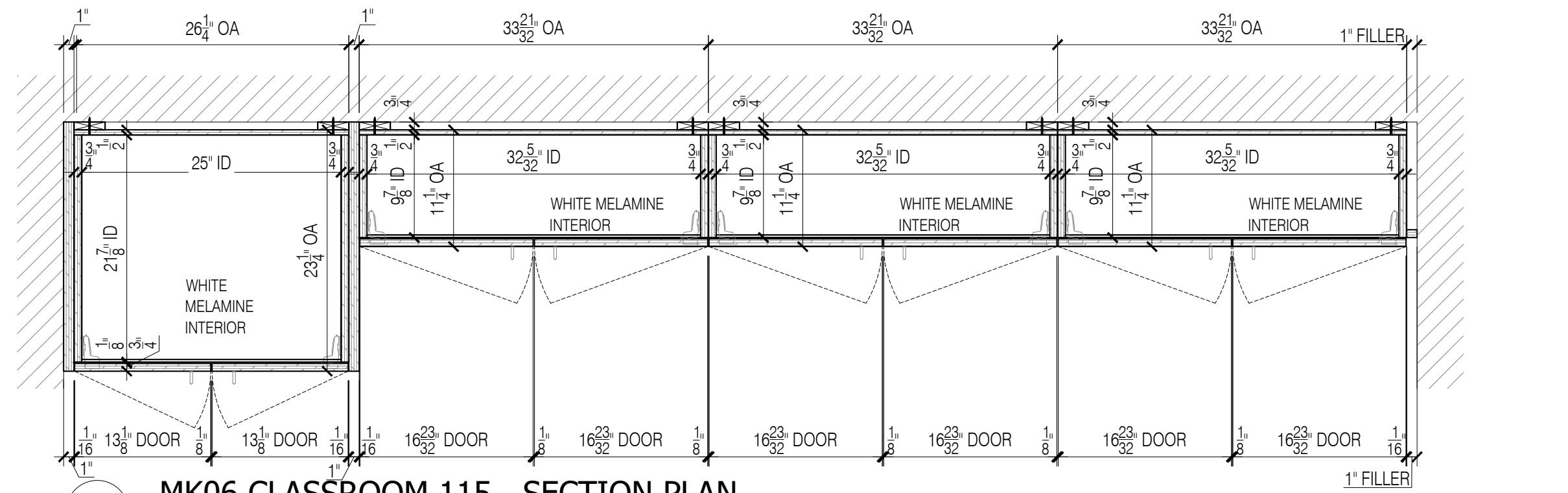
4 MK03 CLASSROOM 114 - SECTION PLAN
Scale: 1"=1'-0"



7 MK05 CLASSROOM 115 - SECTION PLAN
Scale: 1"=1'-0"



5 MK04 CLASSROOM 114 - SECTION PLAN
Scale: 1"=1'-0"



8 MK06 CLASSROOM 115 - SECTION PLAN
Scale: 1"=1'-0"

NO.	REVISIONS:	DATE:
1	SUBMISSION FOR APPROVAL	10/30/2020
2	REVISED AS PER COMMENTS	11/06/2020
3	REVISED AS PER UPDATE COMMENTS	11/30/2020

SAMPLE PROJECT



DATE :	10/30/2020
DRAWN BY :	A.M.
ARCHITECT :	ELEVEN OF ELEVEN ARCHITECTURE PC 127 W 26TH ST #800, NEW YORK, N.Y. 10001
CONTRACTOR :	STREAMLINE USA CONSTRUCTION & MANAGEMENT
DRAWING TITLE :	CLASSROOM ELEVATIONS, SECTIONS
ROOM OR SPACE :	FLOOR : 114&115 1ST
PROJECT NUMBER:	176-20
DRAWING NUMBER:	7-02
	OF 2

- GENERAL NOTES**
- SEE ARCHITECTURAL DWG FOR FINISH SCHEDULE
 - ARCHITECT PLEASE CONFIRM ALL MARKED/NOTED CONDITIONS
 - ALL DIMENSIONS ARE VERIFY IN THE FIELD
- ALL EDGES ARE TAPPED TO MATCH FACE FINISH U.N.O.
 - GC TO COORDINATE EXACT LOCATION OF OUTLET WITH MILLWORK
 - GC TO PROVIDE ALL NECESSARY BLOCKING AS REQUIRED

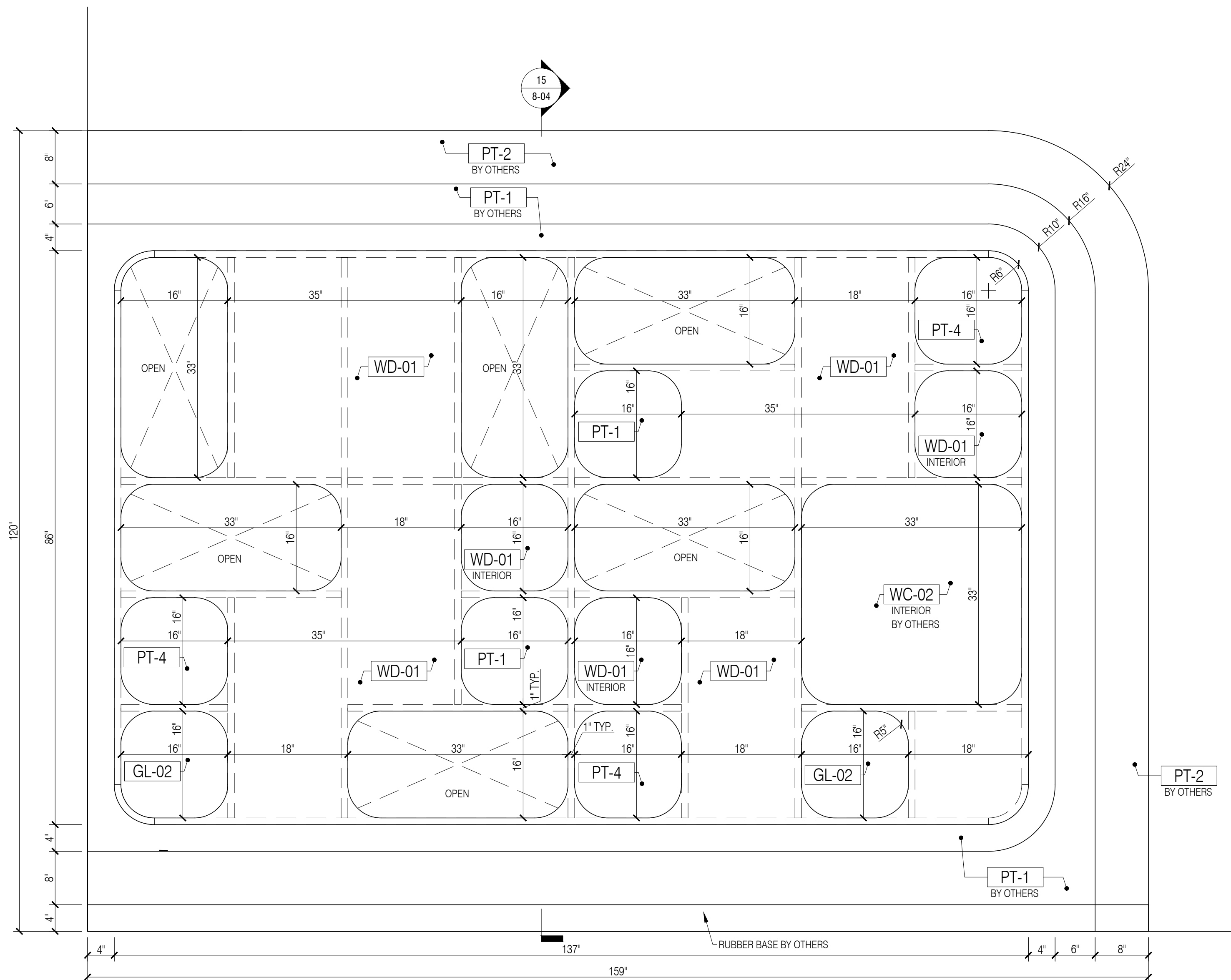
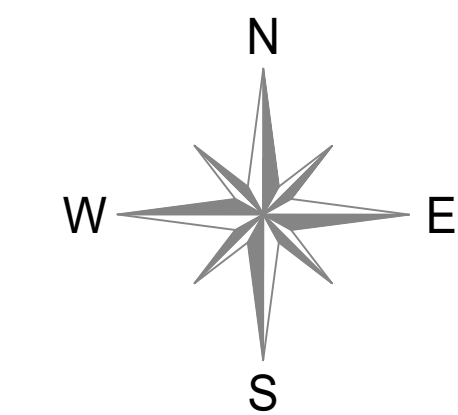
QUANTITY

ITEM #	FLOOR	DESCRIPTION	QTY	SUB TOTAL
1.	1st	CLASSROOM 114	1 EA	
2	1st	CLASSROOM 115	1 EA	
TOTAL			2 EA	

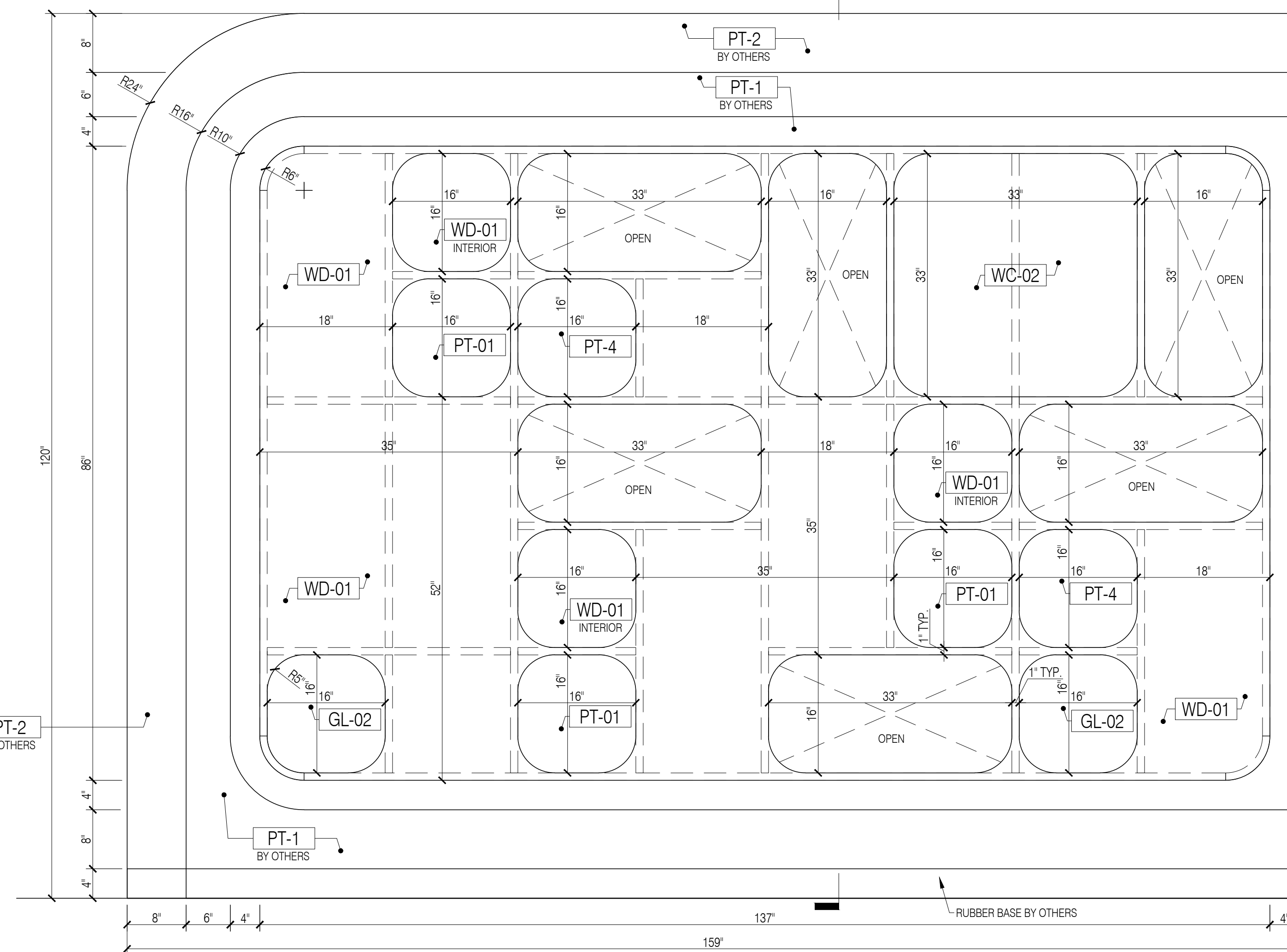
- REFERENCE DWG :**
- A-150.00, A-404.00, A-407.00, A-700.00, A-701.00
 - REVISION 1, AUGUST 4th 2020, REVISION 2, OCTOBER 9th 2020

APPLIANCE SCHEDULE

E-02	-UNDERCOUNTER REFRIGERATOR/ BEARS/ RF-24W/ WHITE
P-10	-TEACHERS FAUCET/ AMERICAN STANDARD/ 4831.92/ POLISHED CHROME
P-12	-TEACHERS SINK/ FRANK/ ALD848P-1/ STAINLESS STEEL



9 MK10 CLASSROOM 114&115 - ELEVATION
Scale: 1"=1'-0"



10 MK10 CLASSROOM 114&115 - ELEVATION
Scale: 1"=1'-0"

NO:	REVISIONS:	NAME:	DATE:
1	SUBMISSION FOR APPROVAL	A.M.	10/30/2020
2	REVISED AS PER COMMENTS	A.M.	11/06/2020
3	REVISED AS PER UPDATE COMMENTS	A.M.	11/30/2020

SAMPLE PROJECT



DATE : 10/30/2020

DRAWN BY : A.M.

ARCHITECT :
ELEVEN OF ELEVEN ARCHITECTURE PC
127 W 26TH ST #800, NEW YORK, N.Y. 10001

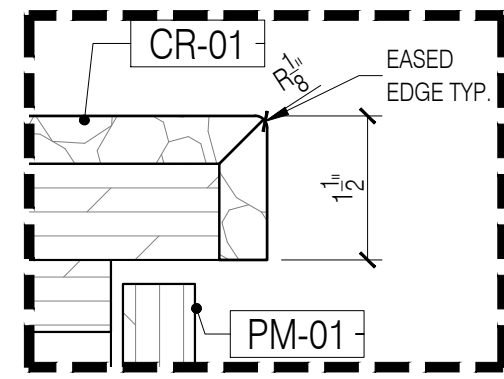
CONTRACTOR :
STREAMLINE USA
CONSTRUCTION & MANAGEMENT

DRAWING TITLE :
CLASSROOM
ELEVATIONS

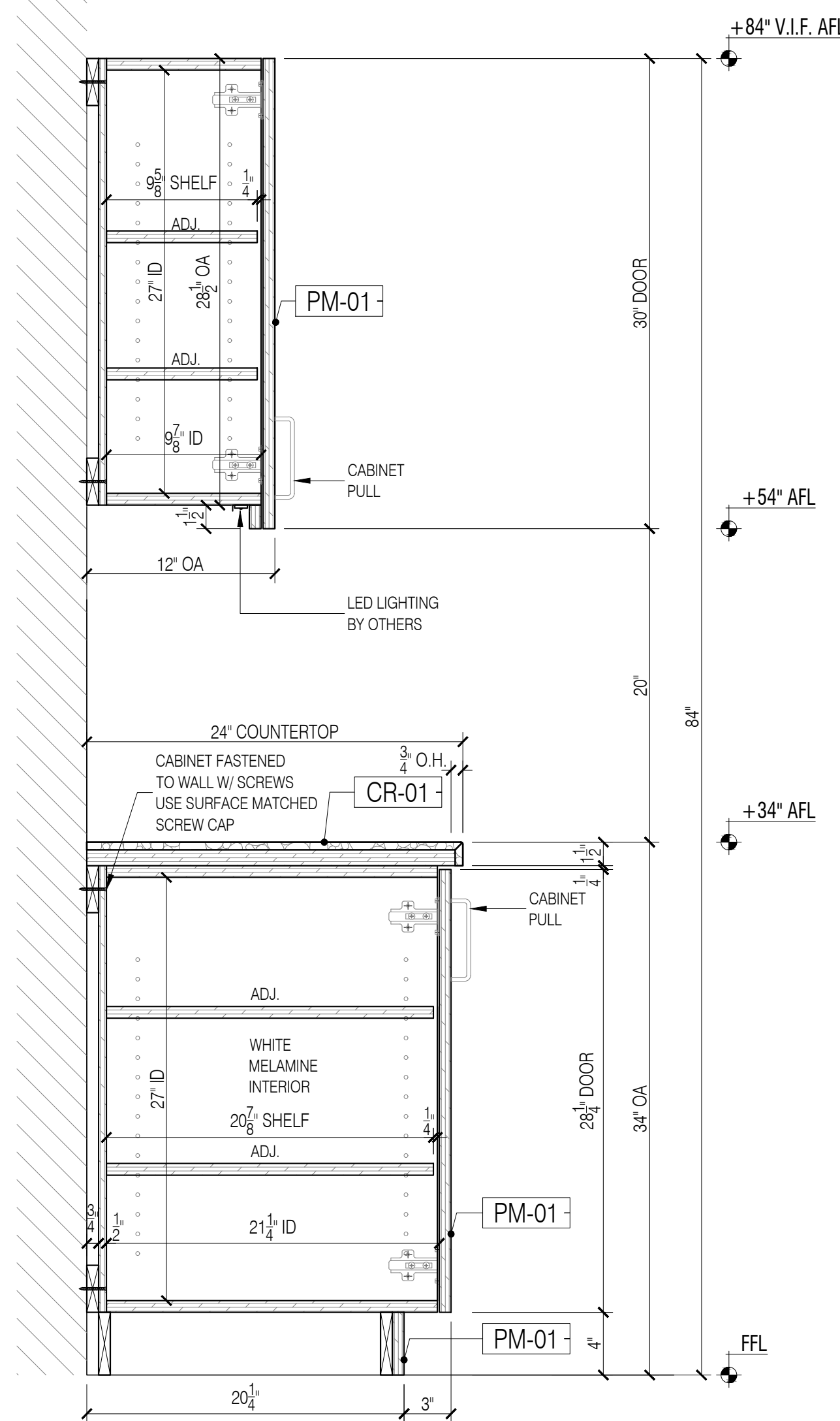
ROOM OR FLOOR :
SPACE :
114&115 1ST

PROJECT NUMBER:
176-20

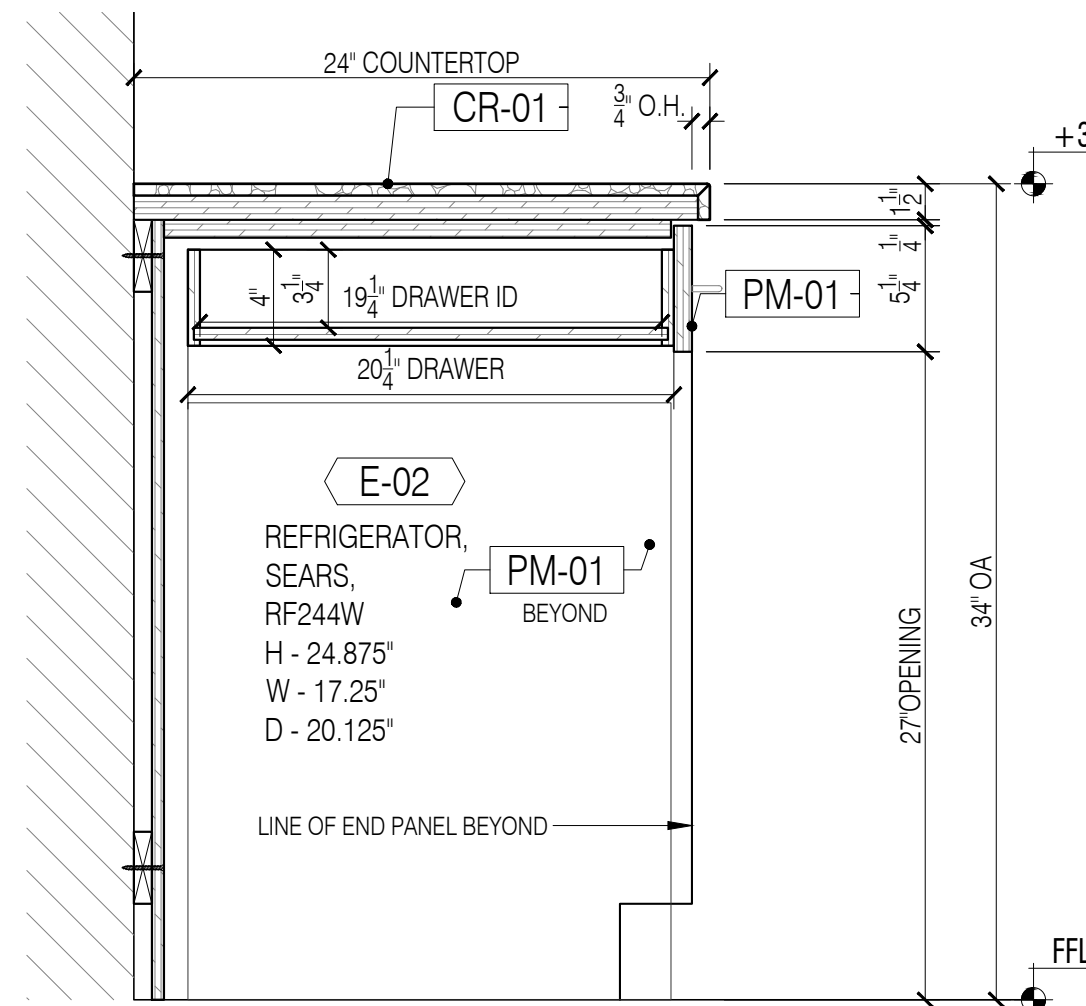
DRAWING NUMBER:
7-03



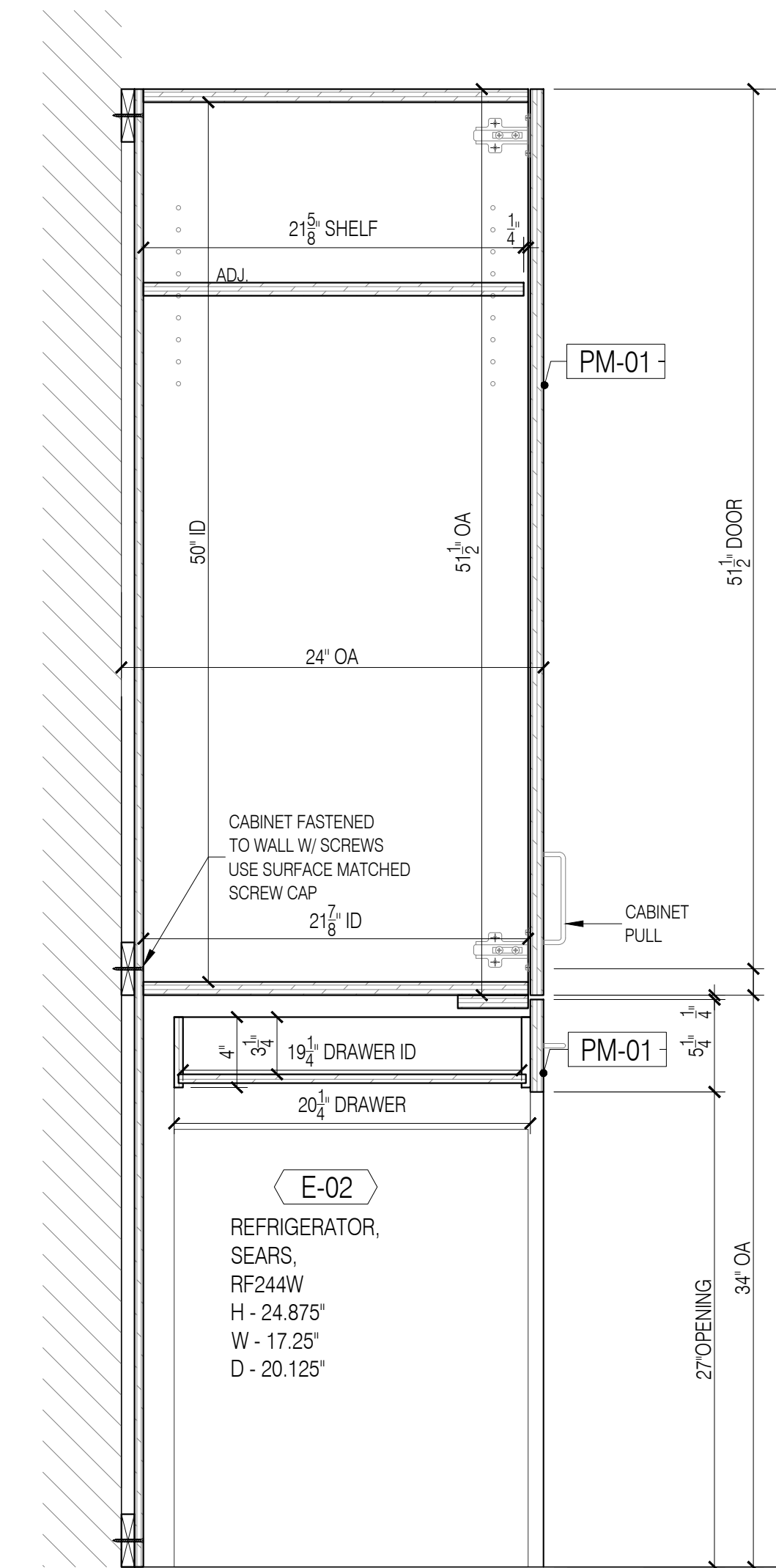
A TYPICAL EDGE DETAIL
Scale: 6"=1'-0"



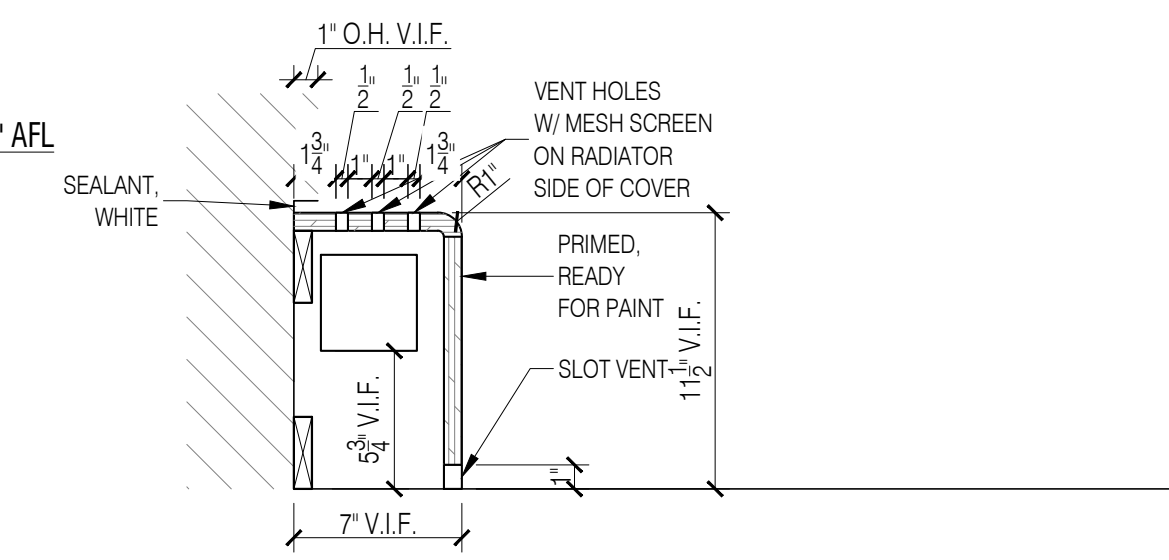
11 MK03, MK04, MK05, MK06 CLASSROOM - SECTION
Scale: 1-1/2"=1'-0"



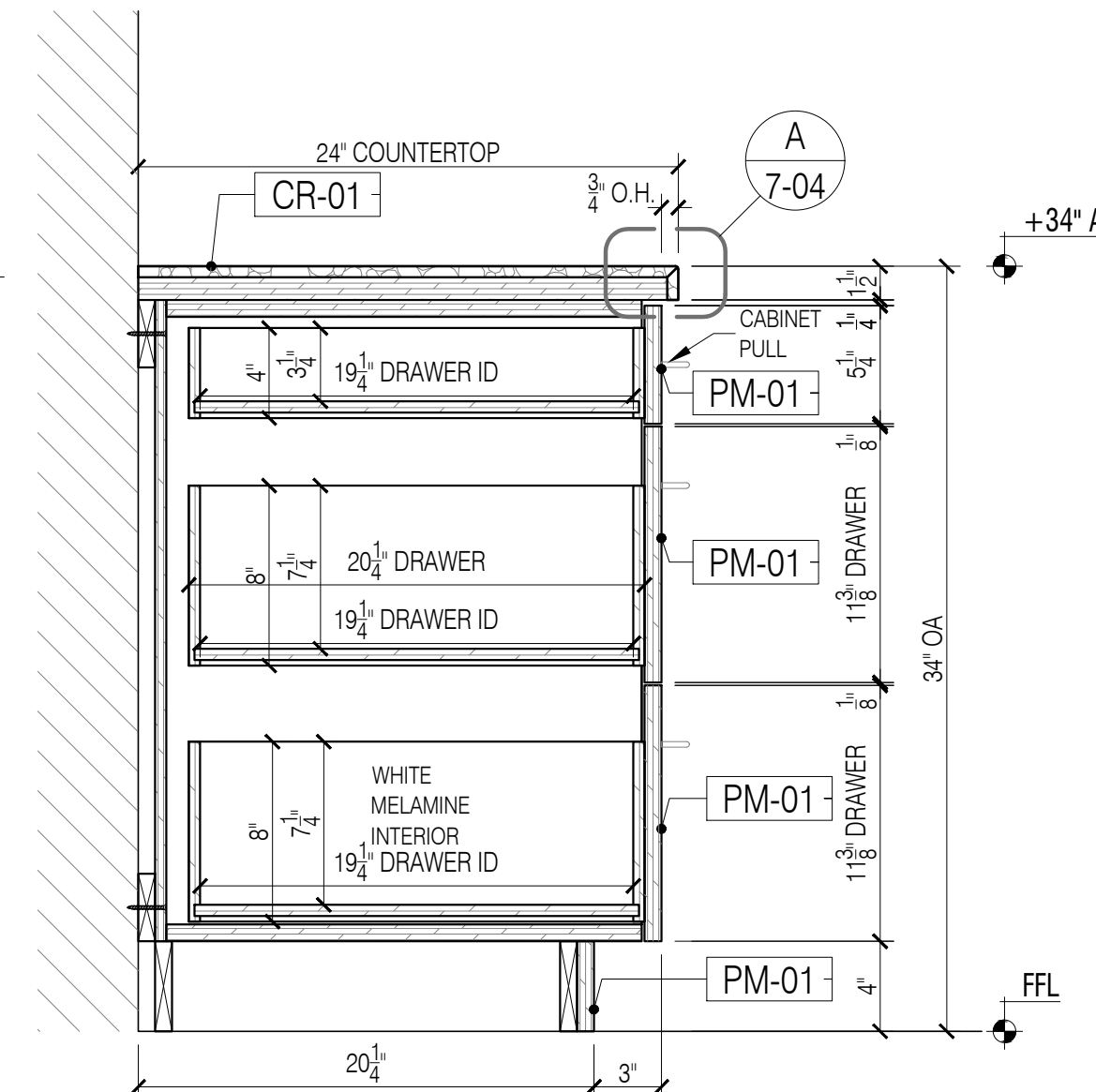
18 MK03 CLASSROOM - SECTION @ FRIDGE
Scale: 1-1/2"=1'-0"



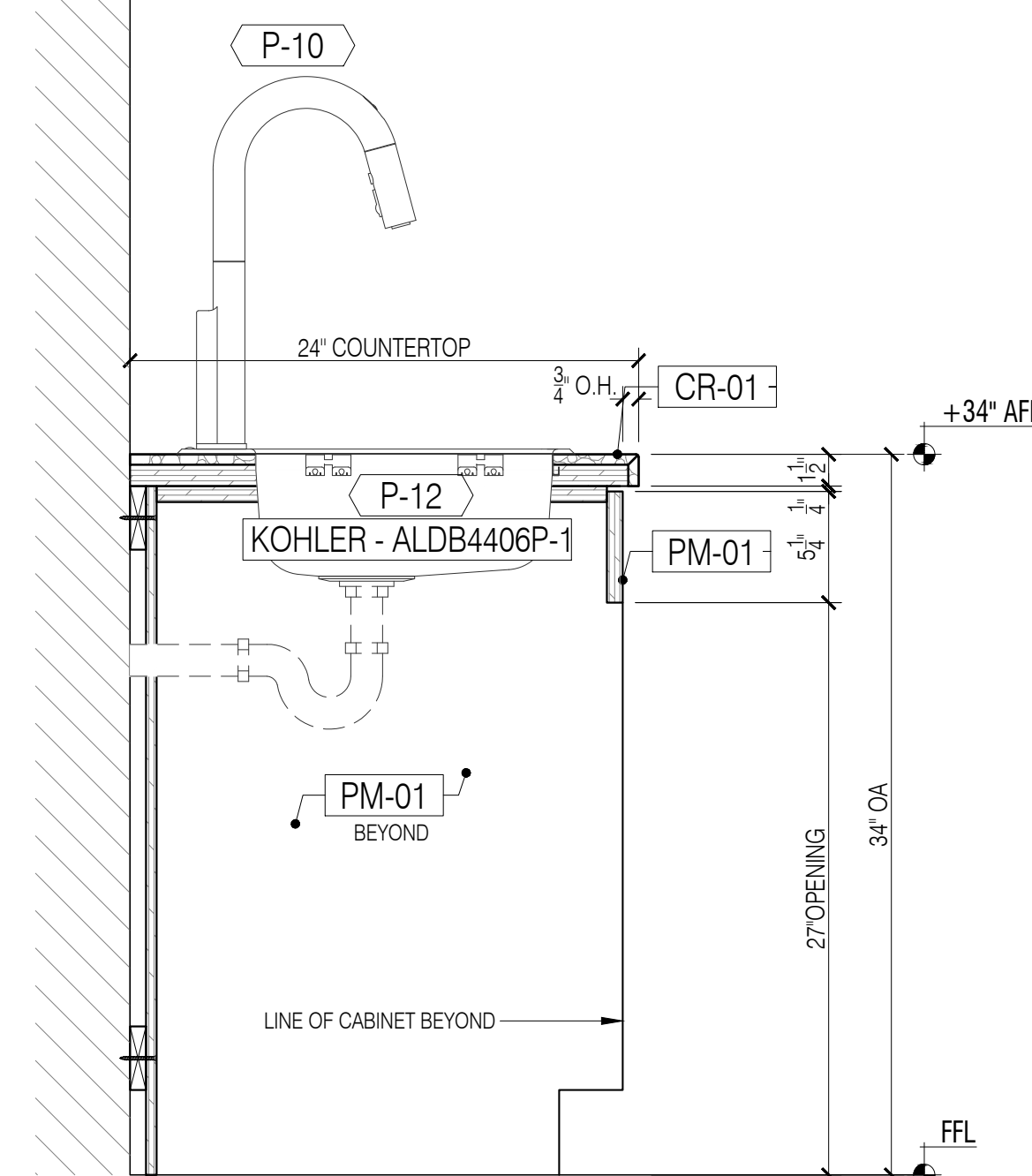
12 MK05, MK06 CLASSROOM - SECTION
Scale: 1-1/2"=1'-0"



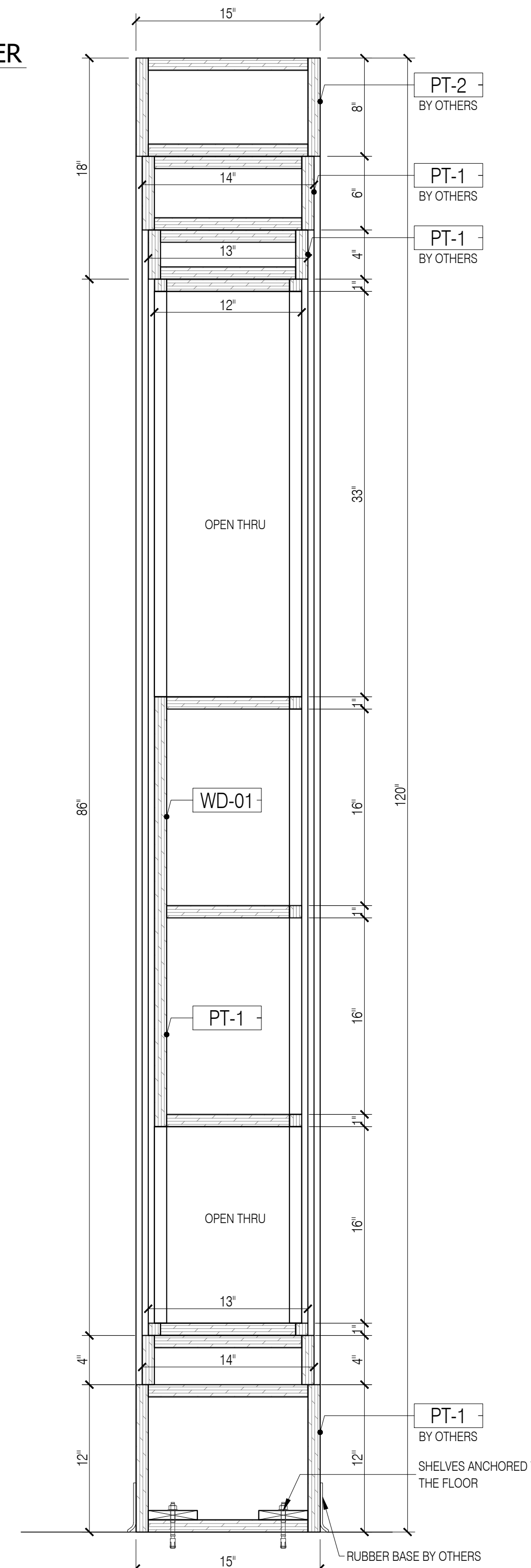
17 CLASSROOM - SECTION @ MK11 RADIATOR COVER
Scale: 1-1/2"=1'-0"



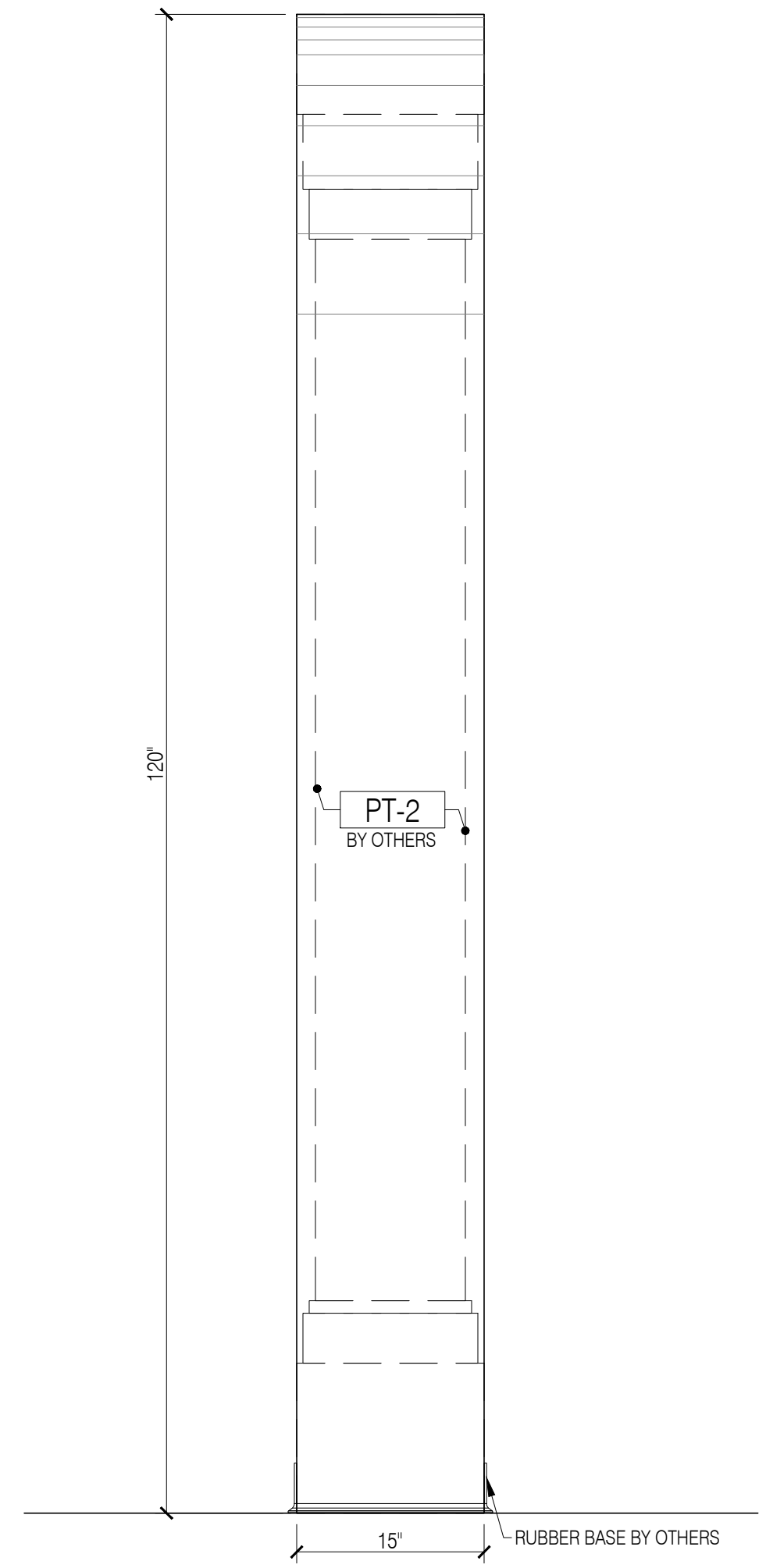
14 MK03, MK05 CLASSROOM - SECTION @ DRAWER
Scale: 1-1/2"=1'-0"



13 MK03, MK05 CLASSROOM - SECTION @ SINK
Scale: 1-1/2"=1'-0"



15 CLASSROOM - SECTION @ MK10 SHELVES
Scale: 1-1/2"=1'-0"



16 MK10 CLASSROOM 114&115 - ELEVATION
Scale: 1"=1'-0"

GENERAL NOTES

- SEE ARCHITECTURAL DWG FOR FINISH SCHEDULE
- ARCHITECT PLEASE CONFIRM ALL MARKED/NOTED CONDITIONS
- ALL DIMENSIONS ARE VERIFY IN THE FIELD

- ALL EDGES ARE TAPPED TO MATCH FACE FINISH U.N.O.
- GC TO COORDINATE EXACT LOCATION OF OUTLET WITH MILLWORK
- GC TO PROVIDE ALL NECESSARY BLOCKING AS REQUIRED

QUANTITY

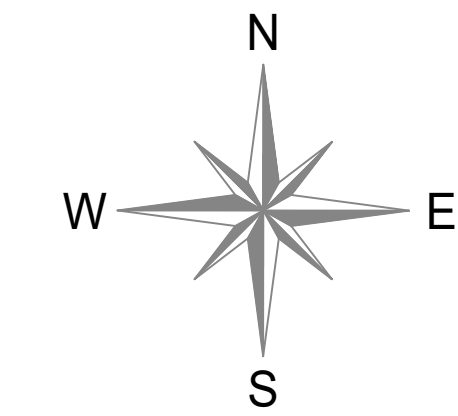
ITEM #	FLOOR	DESCRIPTION	QTY	SUB TOTAL
1.	1st	CLASSROOM 114	1 EA	
2	1st	CLASSROOM 115	1 EA	
TOTAL			2 EA	

REFERENCE DWG :

- A-150.00, A-404.00, A-407.00, A-700.00, A-701.00
- REVISION 1, AUGUST 4th 2020, REVISION 2, OCTOBER 9th 2020

APPLIANCE SCHEDULE

E-02	UNDERCOUNTER REFRIGERATOR/ SEARS/ RF-244W WHITE
P-10	TEACHERS FAUCET/ AMERICAN STANDARD/ 4831.90 POLISHED CHROME
P-12	TEACHERS SINK/ FRANK/ ALDB406P-1/ STAINLESS STEEL



NO:	REVISIONS:	DATE:
1	SUBMISSION FOR APPROVAL	10/30/2020
2	REVISED AS PER COMMENTS	11/06/2020
3	REVISED AS PER UPDATE COMMENTS	11/30/2020

SAMPLE PROJECT



DATE : 10/30/2020

DRAWN BY : A.M.

ARCHITECT : ELEVEN OF ELEVEN ARCHITECTURE PC
127 W 26TH ST #800, NEW YORK, N.Y. 10001

CONTRACTOR : STREAMLINE USA
CONSTRUCTION & MANAGEMENT

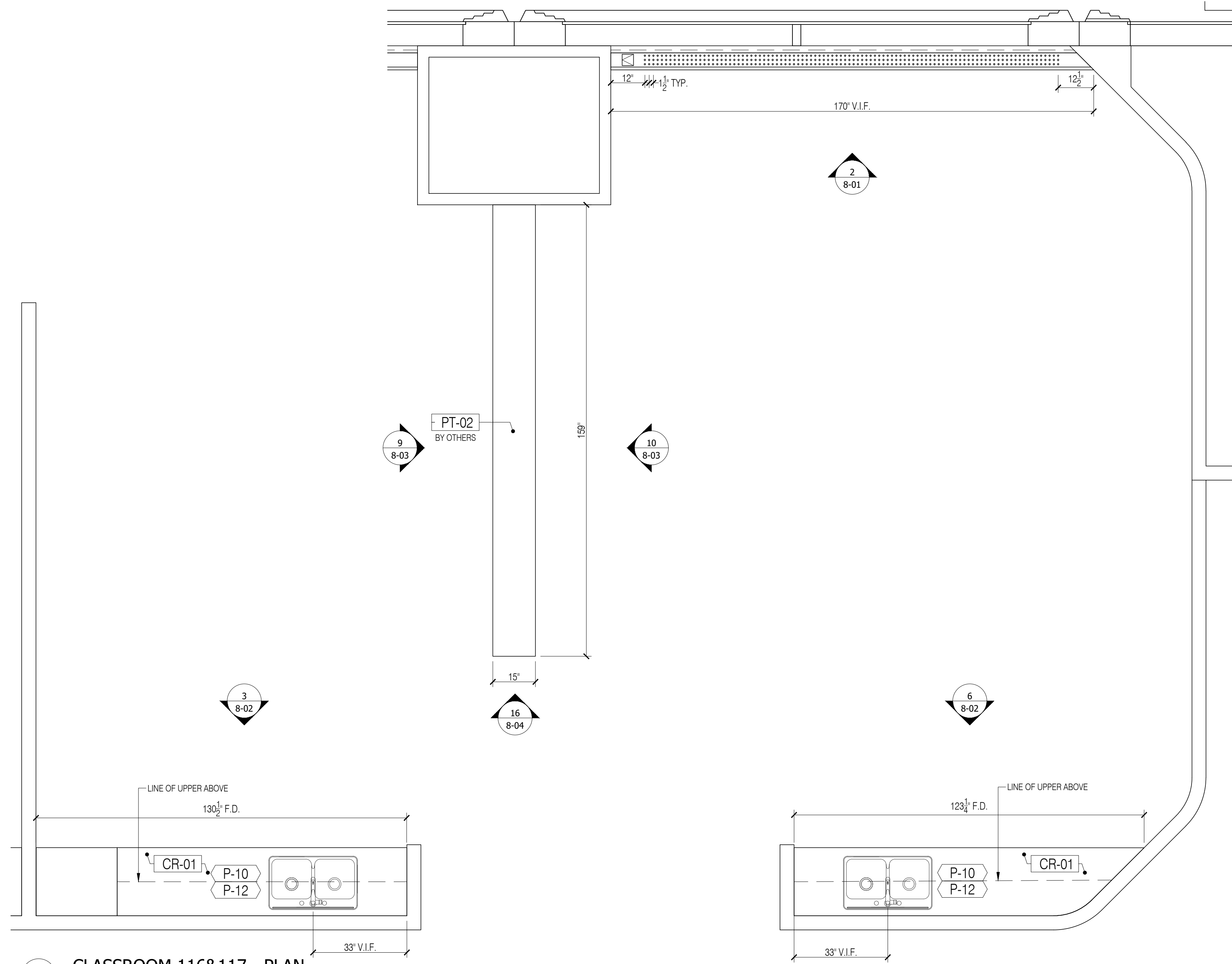
DRAWING TITLE : CLASSROOM SECTIONS

ROOM OR SPACE : FLOOR :
114&115 1ST

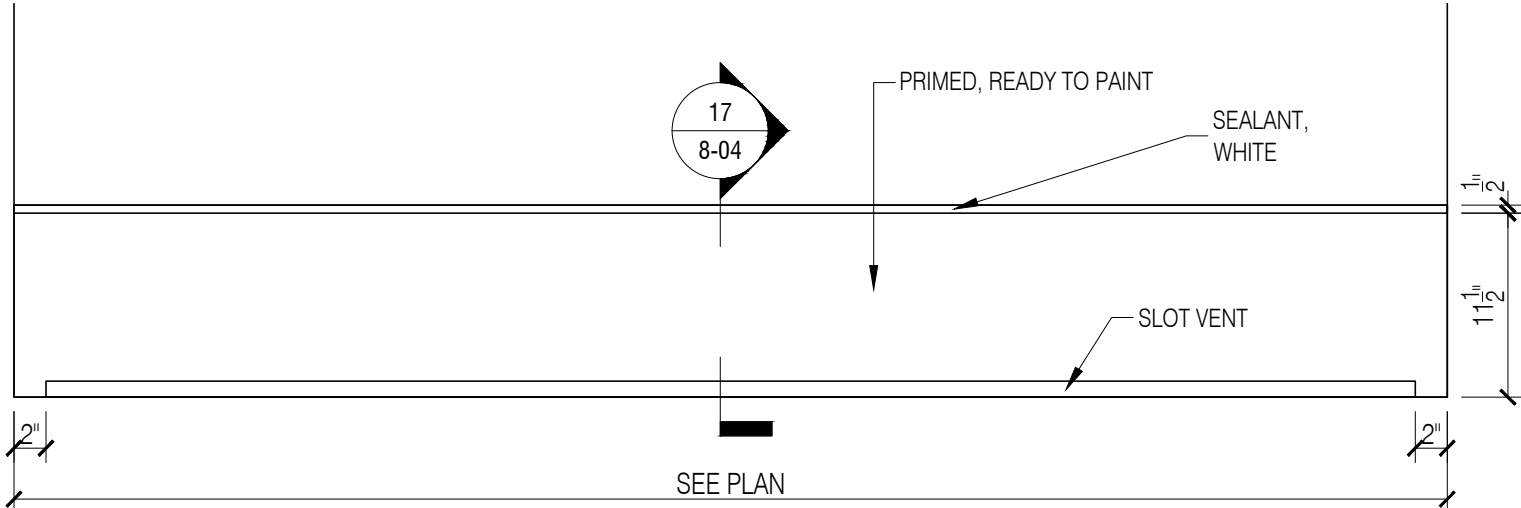
PROJECT NUMBER : 176-20

DRAWING NUMBER :

7-04



1 CLASSROOM 116&117 - PLAN
Scale: 1/2"=1'-0"



2 MK11 CLASSROOM 116&117- ELEVATION@RADIATOR COVER
Scale: 1"=1'-0"

- GENERAL NOTES**
- SEE ARCHITECTURAL DWG FOR FINISH SCHEDULE
 - ARCHITECT PLEASE CONFIRM ALL MARKED/NOTED CONDITIONS
 - ALL DIMENSIONS ARE VERIFY IN THE FIELD
- ALL EDGES ARE TAPPED TO MATCH FACE FINISH U.N.O.
 - GC TO COORDINATE EXACT LOCATION OF OUTLET WITH MILLWORK
 - GC TO PROVIDE ALL NECESSARY BLOCKING AS REQUIRED

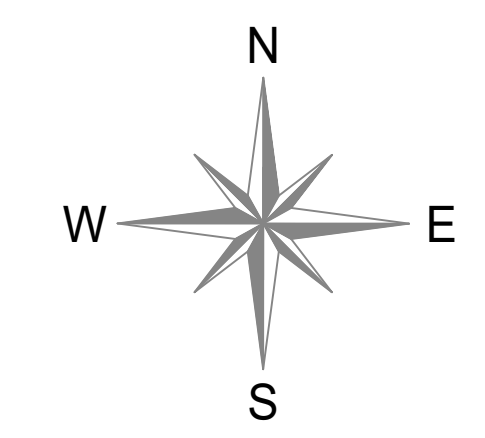
QUANTITY

ITEM #	FLOOR	DESCRIPTION	QTY	SUB TOTAL
1.	1st	CLASSROOM 116	1 EA	
2	1st	CLASSROOM 117	1 EA	
TOTAL			2 EA	

- REFERENCE DWG :**
- A-150.00, A-404.00, A-407.00, A-700.00, A-701.00
 - REVISION 1, AUGUST 4th 2020, REVISION 2, OCTOBER 9th 2020

APPLIANCE SCHEDULE

E-02	UNDERCOUNTER REFRIGERATOR/ BEARS/ RF-24W/ WHITE
P-10	TEACHERS FAUCET/ AMERICAN STANDARD/ 4831.90/ POLISHED CHROME
P-12	TEACHERS SINK/ FRANK/ ALD848P/ 1/ STAINLESS STEEL



NO:	REVISIONS:	NAME:	DATE:
1	SUBMISSION FOR APPROVAL	A.M.	10/30/2020
2	REVISED AS PER COMMENTS	A.M.	11/06/2020
3	REVISED AS PER UPDATE COMMENTS	A.M.	11/30/2020

SAMPLE PROJECT



DATE : 10/30/2020

DRAWN BY : A.M.

ARCHITECT :
ELEVEN OF ELEVEN ARCHITECTURE PC
127 W 26TH ST #800, NEW YORK, N.Y. 10001

CONTRACTOR :
STREAMLINE USA
CONSTRUCTION & MANAGEMENT

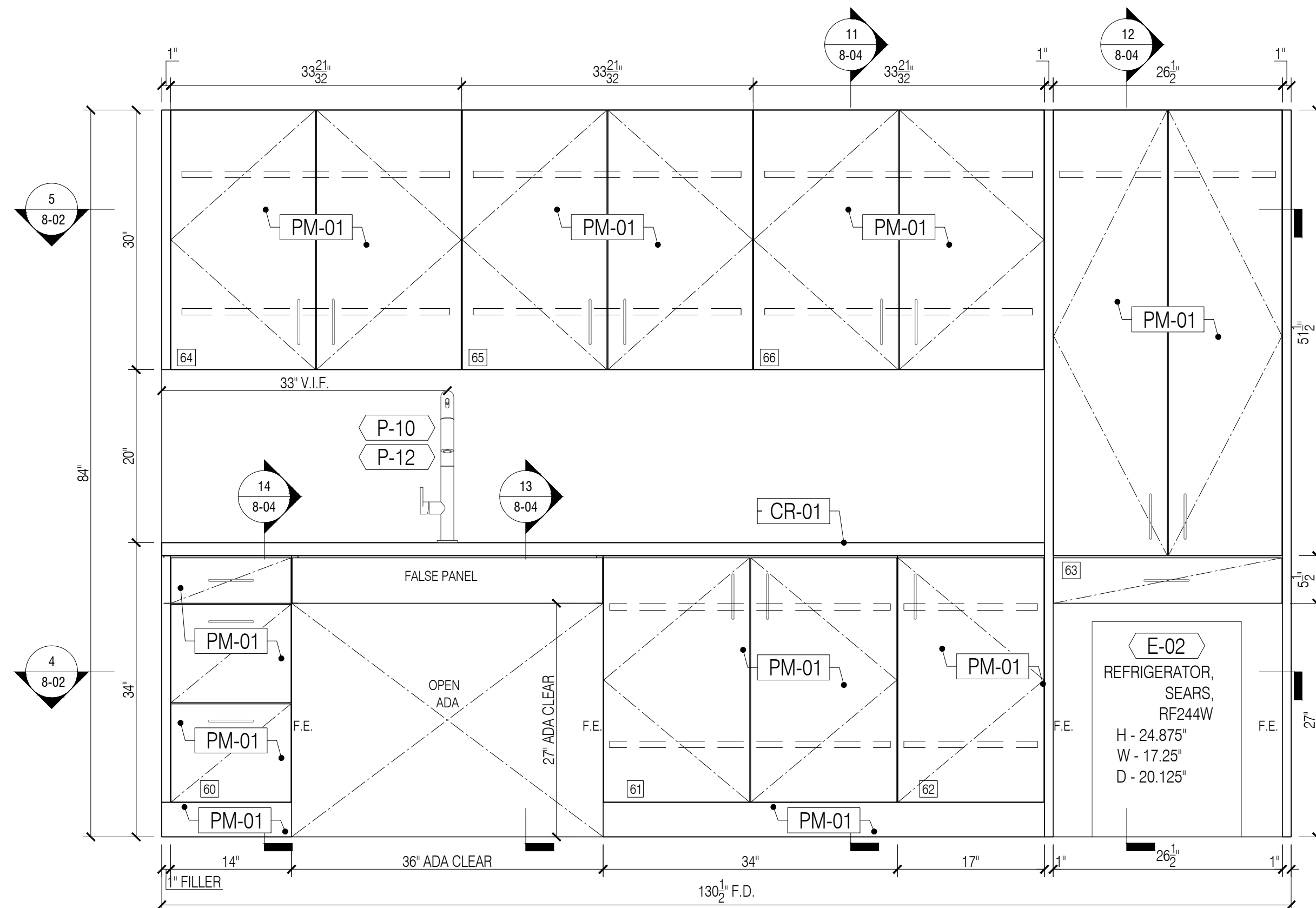
DRAWING TITLE :
CLASSROOM
PLAN, ELEVATIONS

ROOM OR FLOOR :
SPACE :
116&117 1ST

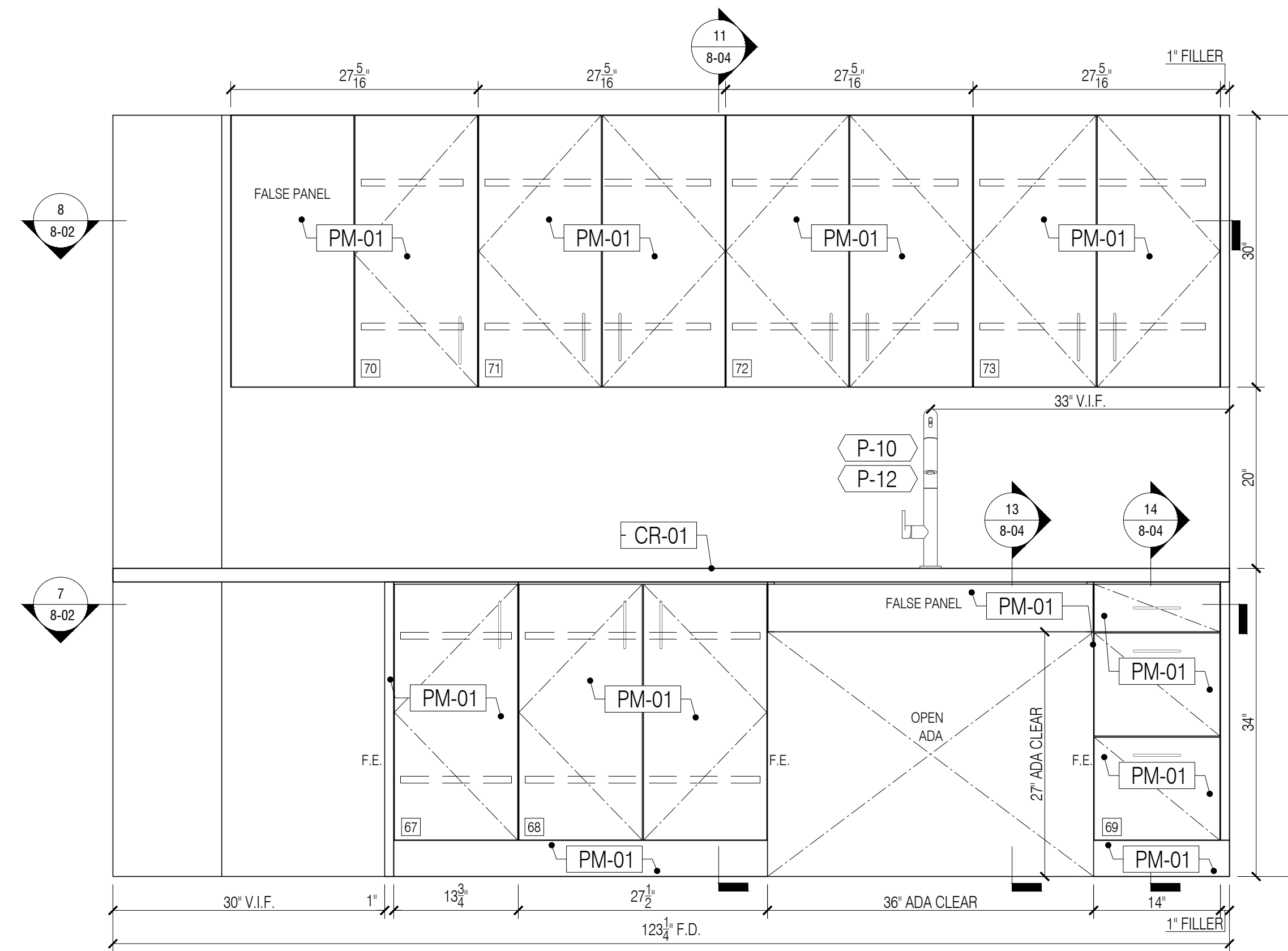
PROJECT NUMBER:
176-20

DRAWING NUMBER:

8-01



3 MK05, MK06 CLASSROOM 116 - ELEVATION
Scale: 1"=1'-0"



6 MK07, MK08 CLASSROOM 117 - ELEVATION
Scale: 1"=1'-0"

- GENERAL NOTES**
- SEE ARCHITECTURAL DWG FOR FINISH SCHEDULE
 - ARCHITECT PLEASE CONFIRM ALL MARKED/NOTED CONDITIONS
 - ALL DIMENSIONS ARE VERIFY IN THE FIELD
- ALL EDGES ARE TAPPED TO MATCH FACE FINISH U.N.O.
 - GC TO COORDINATE EXACT LOCATION OF OUTLET WITH MILLWORK
 - GC TO PROVIDE ALL NECESSARY BLOCKING AS REQUIRED

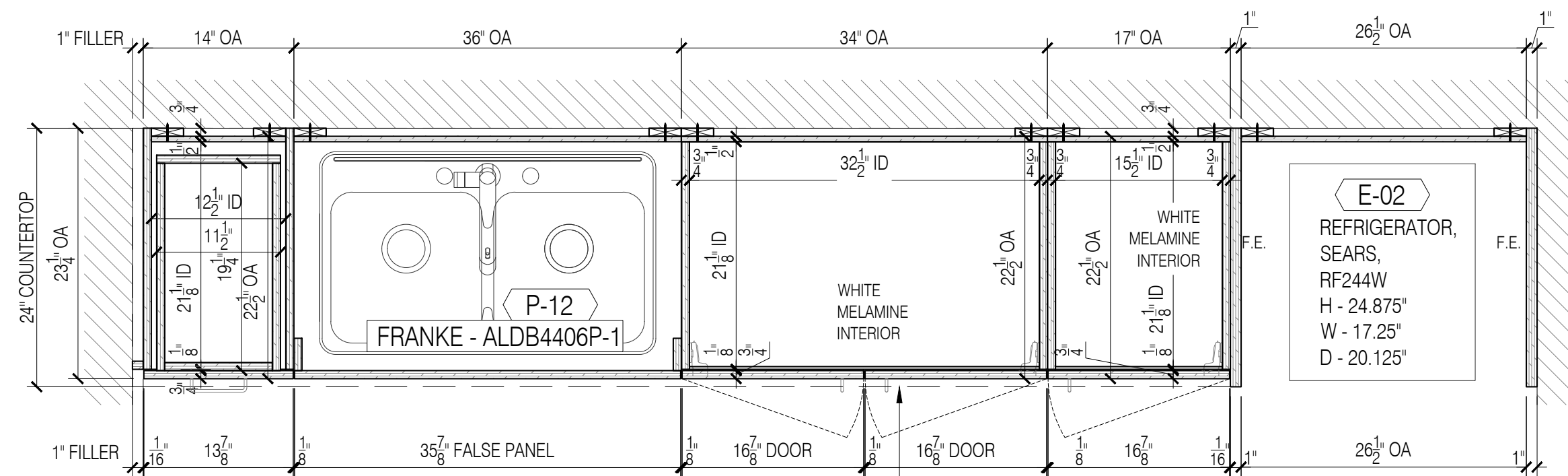

QUANTITY

ITEM #	FLOOR	DESCRIPTION	QTY	SUB TOTAL
1.	1st	CLASSROOM 116	1 EA	
2	1st	CLASSROOM 117	1 EA	
TOTAL			2 EA	

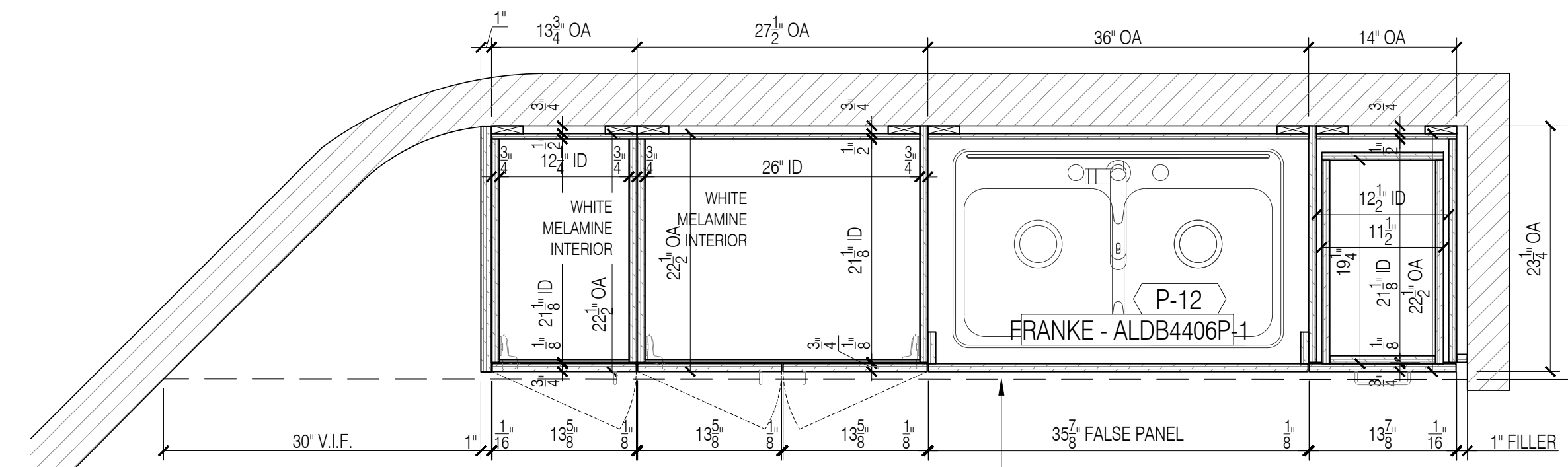
- REFERENCE DWG :**
- A-150.00, A-404.00, A-407.00, A-700.00, A-701.00
 - REVISION 1, AUGUST 4th 2020, REVISION 2, OCTOBER 9th 2020

APPLIANCE SCHEDULE

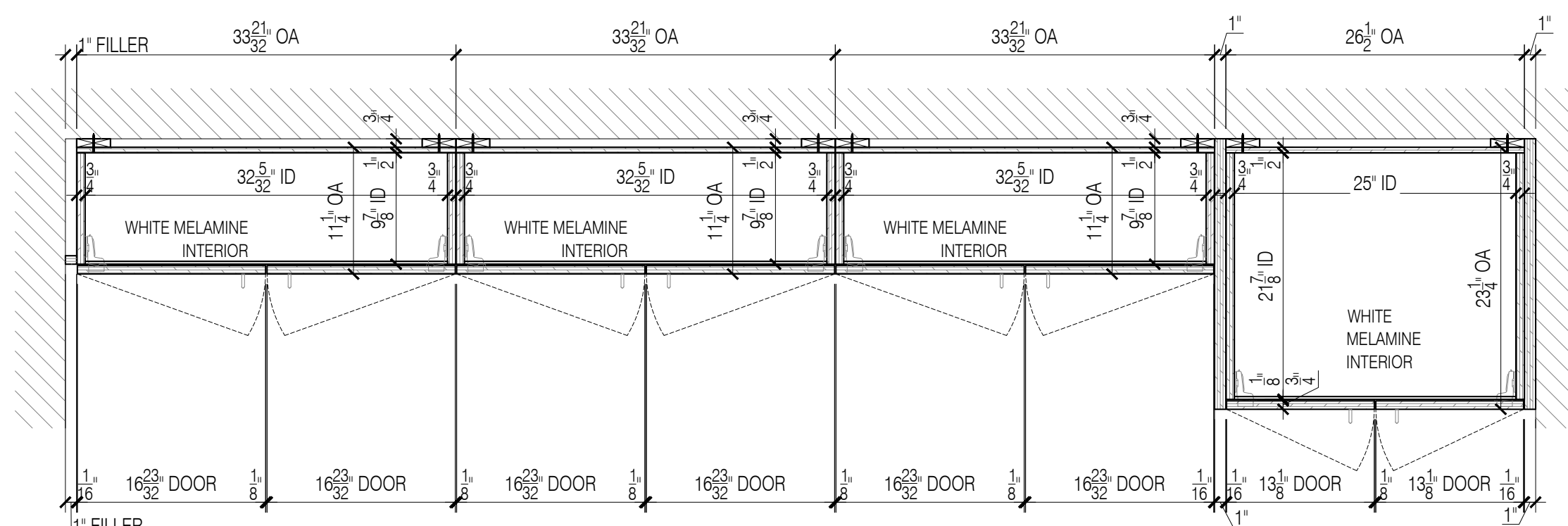
E-02	-UNDERCOUNTER REFRIGERATOR, SEARS RF-244W WHITE
P-10	-TEACHERS FAUCET, AMERICAN STANDARD 4831.92 POLISHED CHROME
P-12	-TEACHERS SINK, FRANKE ALDB4406P-1 STAINLESS STEEL



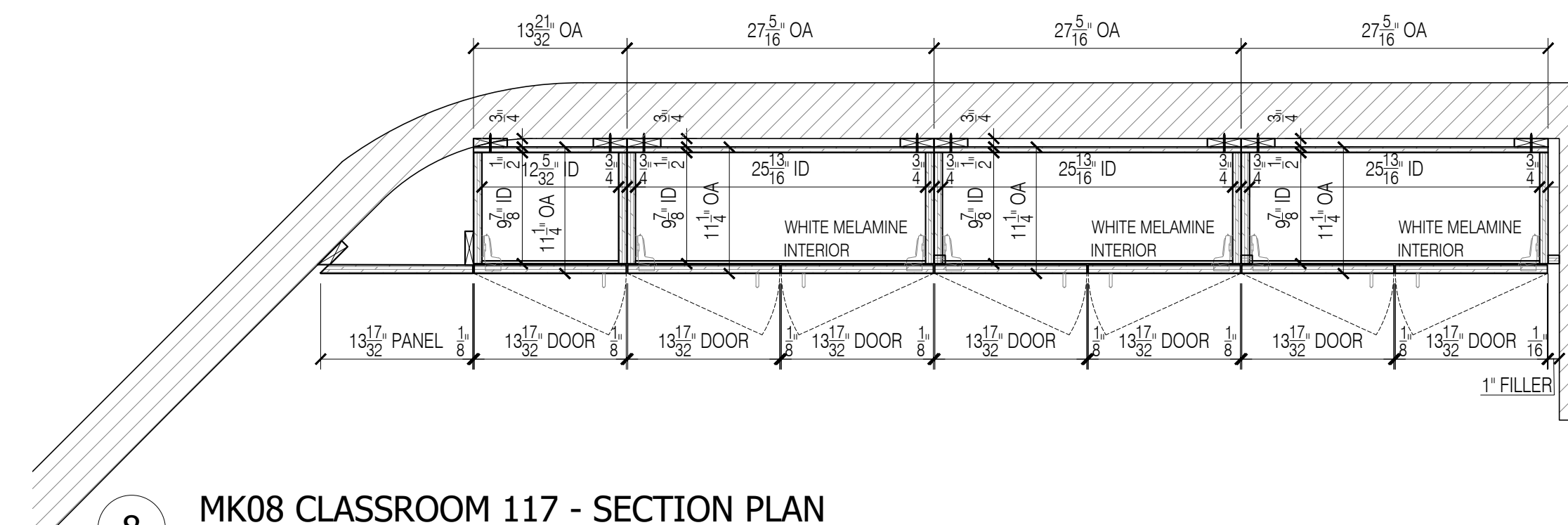
4 MK05 CLASSROOM 116 - SECTION PLAN
Scale: 1"=1'-0"



7 MK07 CLASSROOM 117 - SECTION PLAN
Scale: 1"=1'-0"



5 MK06 CLASSROOM 116 - SECTION PLAN
Scale: 1"=1'-0"



8 MK08 CLASSROOM 117 - SECTION PLAN
Scale: 1"=1'-0"

SAMPLE PROJECT



DATE : 10/30/2020

DRAWN BY : A.M.

ARCHITECT : ELEVEN OF ELEVEN ARCHITECTURE PC
127 W 26TH ST #800, NEW YORK, N.Y. 10001

CONTRACTOR : STREAMLINE USA
CONSTRUCTION & MANAGEMENT

DRAWING TITLE : CLASSROOM
ELEVATIONS, SECTIONS

ROOM OR FLOOR :
SPACE : 116&117 1ST

PROJECT NUMBER : 176-20

DRAWING NUMBER :

8-02

- GENERAL NOTES**
- SEE ARCHITECTURAL DWG FOR FINISH SCHEDULE
 - ARCHITECT PLEASE CONFIRM ALL MARKED/NOTED CONDITIONS
 - ALL DIMENSIONS ARE VERIFY IN THE FIELD
- ALL EDGES ARE TAPPED TO MATCH FACE FINISH U.N.O.
 - GC TO COORDINATE EXACT LOCATION OF OUTLET WITH MILLWORK
 - GC TO PROVIDE ALL NECESSARY BLOCKING AS REQUIRED

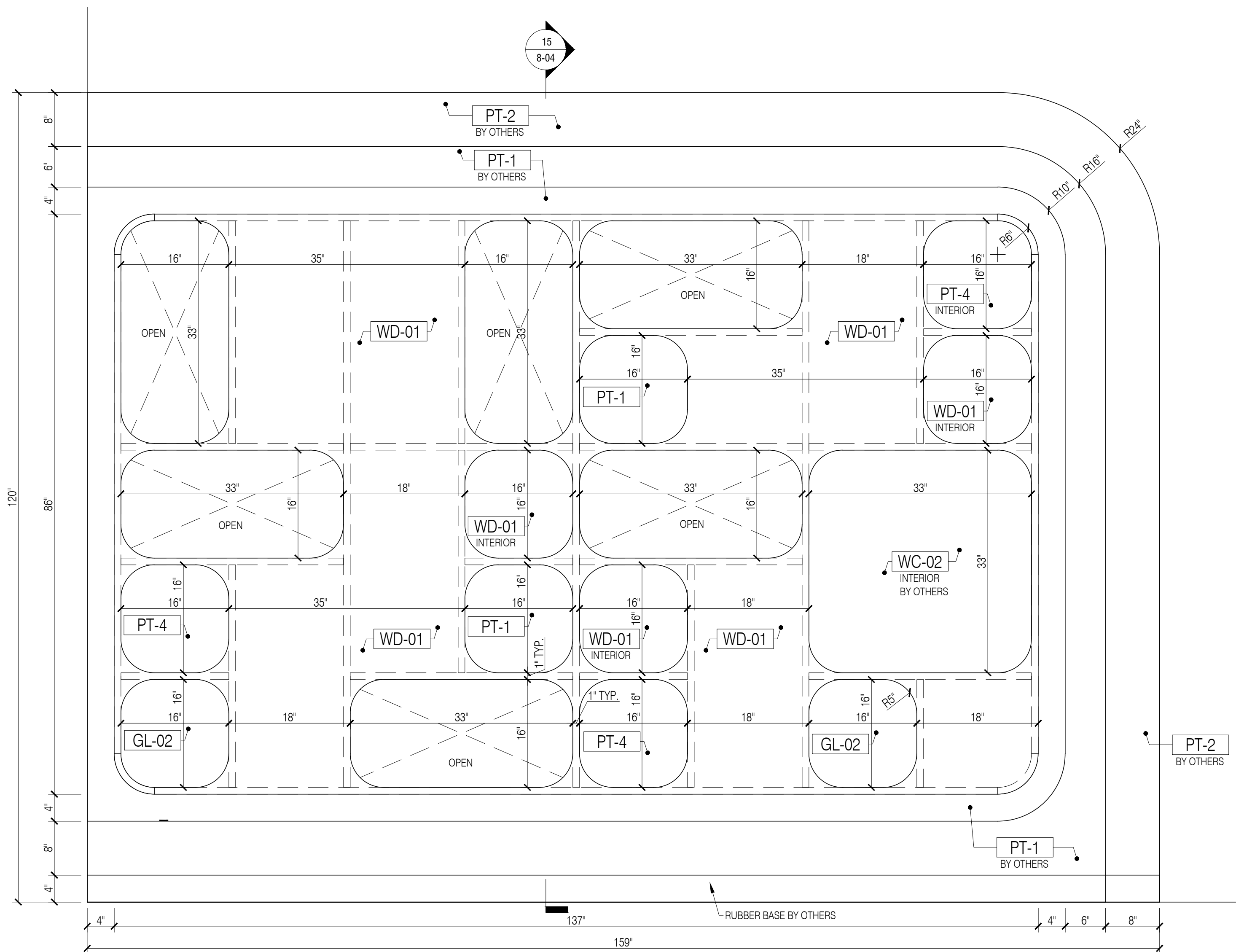

QUANTITY

ITEM #	FLOOR	DESCRIPTION	QTY	SUB TOTAL
1.	1st	CLASSROOM 116	1 EA	
2	1st	CLASSROOM 117	1 EA	
TOTAL			2 EA	

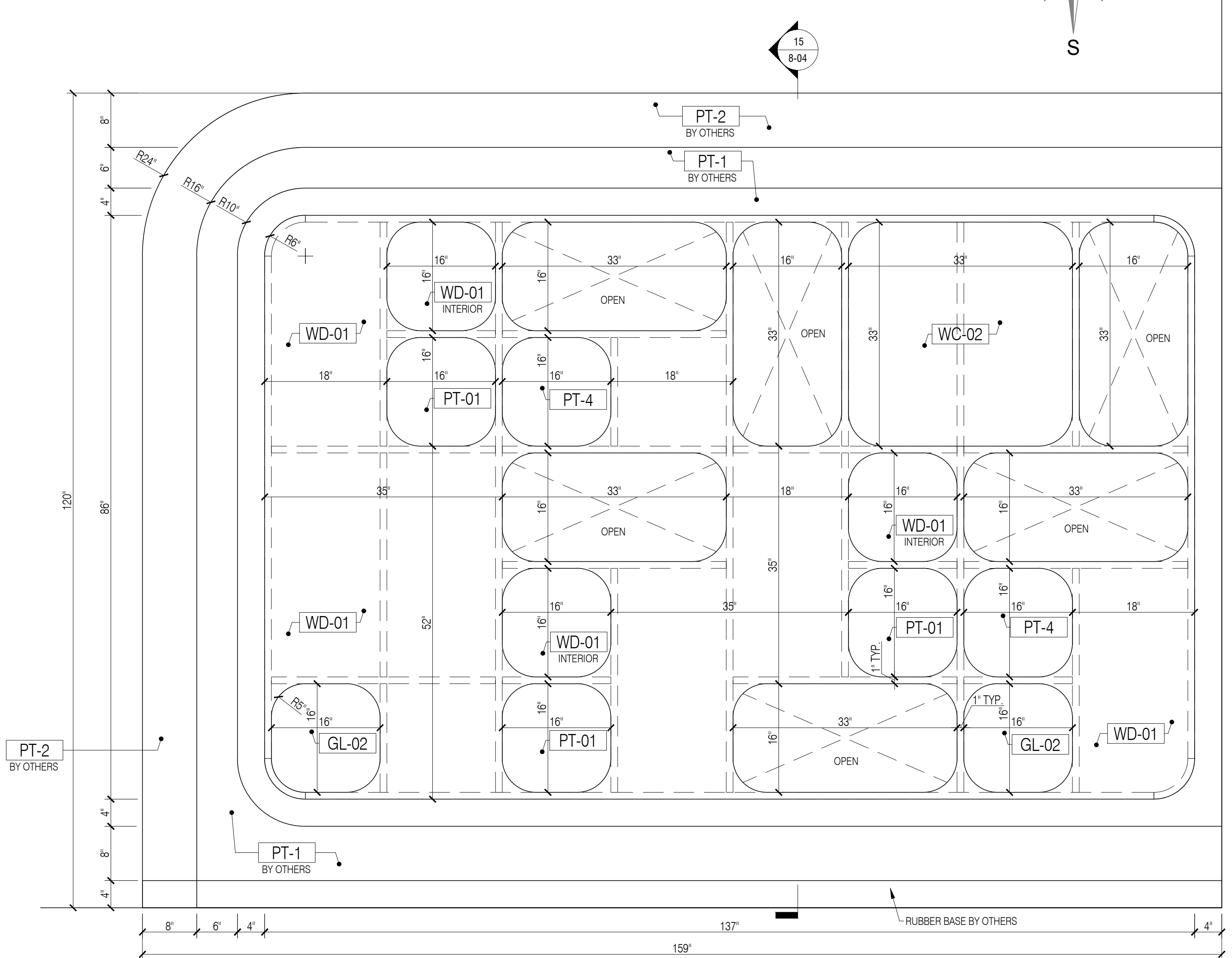
- REFERENCE DWG :**
- A-150.00, A-404.00, A-407.00, A-700.00, A-701.00
 - REVISION 1, AUGUST 4th 2020, REVISION 2, OCTOBER 9th 2020

APPLIANCE SCHEDULE

E-02	UNDERCOUNTER REFRIGERATOR/ BEARS/ RF-24W/ WHITE
P-10	TEACHERS FAUCET/ AMERICAN STANDARD/ 4831.92/ POLISHED CHROME
P-12	TEACHERS SINK/ FRANK/ ALD8480P-1/ STAINLESS STEEL



9 MK10 CLASSROOM 116&117 - ELEVATION
Scale: 1"=1'-0"



10 MK10 CLASSROOM 116&117 - ELEVATION
Scale: 1"=1'-0"

NO:	REVISIONS:	NAME:	DATE:
1	SUBMISSION FOR APPROVAL	A.M.	10/30/2020
2	REVISED AS PER COMMENTS	A.M.	11/06/2020
3	REVISED AS PER UPDATE COMMENTS	A.M.	11/30/2020

SAMPLE PROJECT



DATE : 10/30/2020

DRAWN BY : A.M.

ARCHITECT : ELEVEN OF ELEVEN ARCHITECTURE PC
127 W 26TH ST #800, NEW YORK, NY. 10001

CONTRACTOR : STREAMLINE USA
CONSTRUCTION & MANAGEMENT

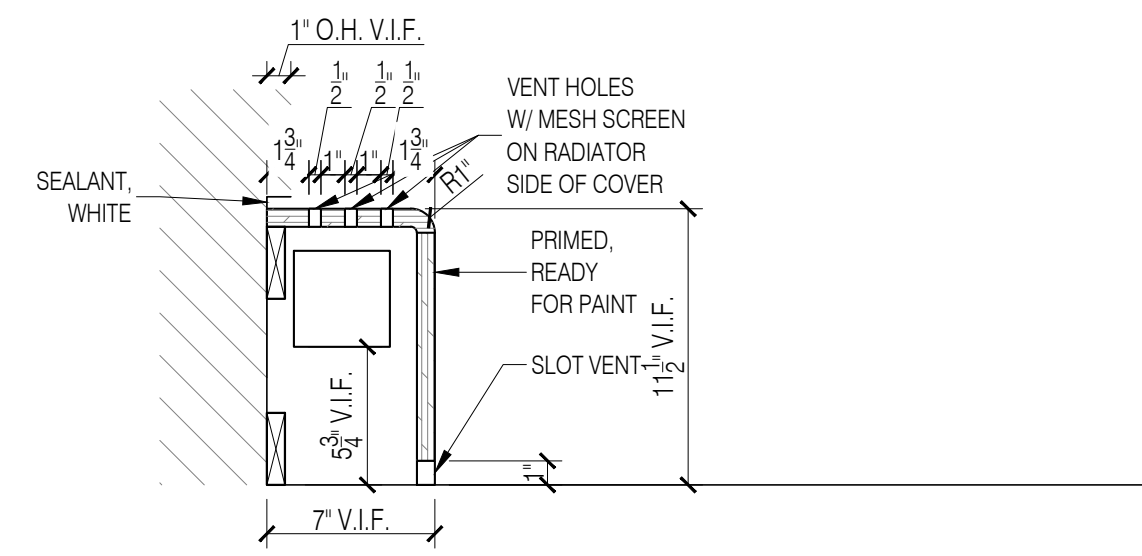
DRAWING TITLE : CLASSROOM ELEVATIONS

ROOM OR FLOOR : 116&117 1ST
SPACE :

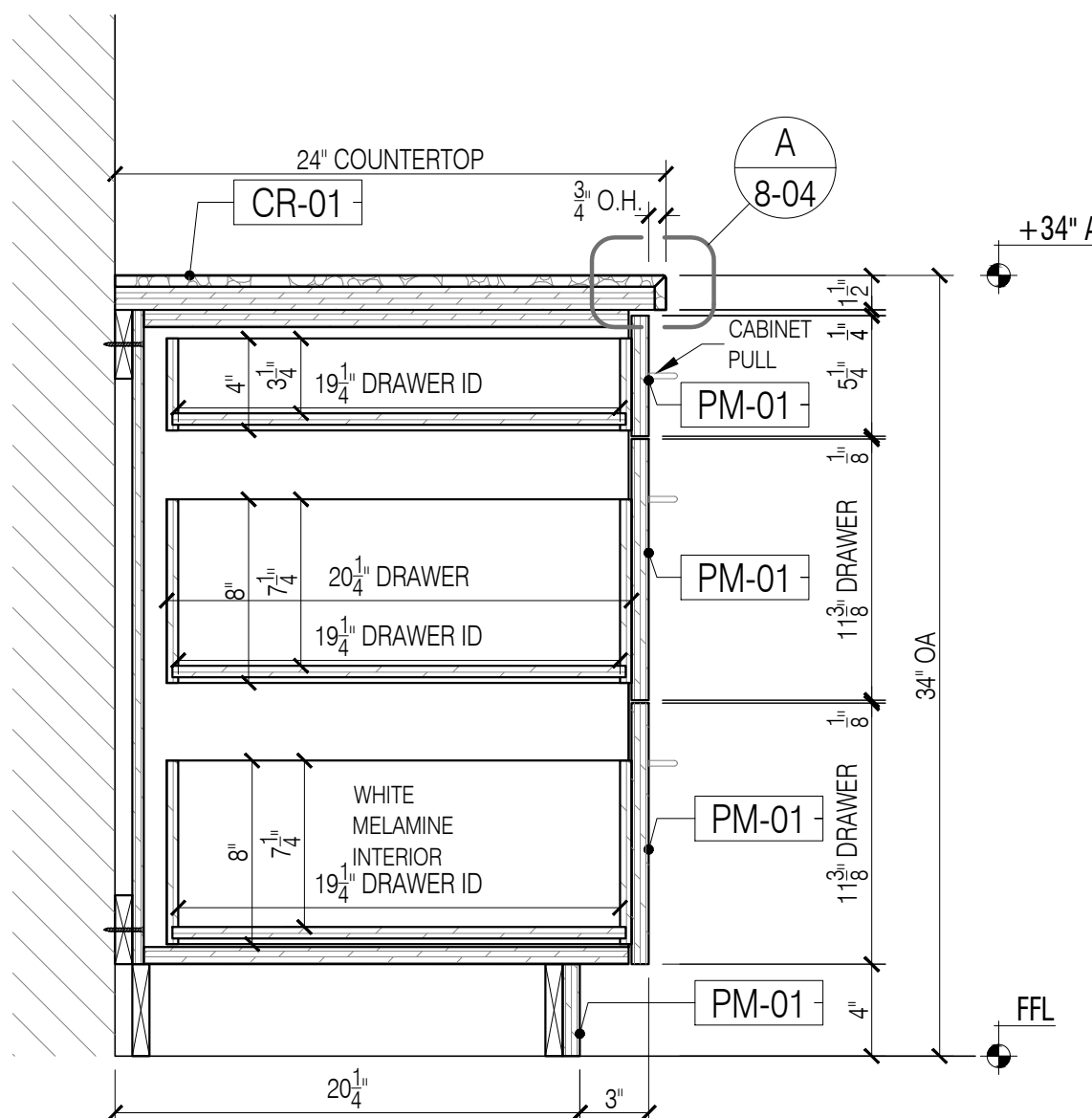
PROJECT NUMBER: 176-20

DRAWING NUMBER:

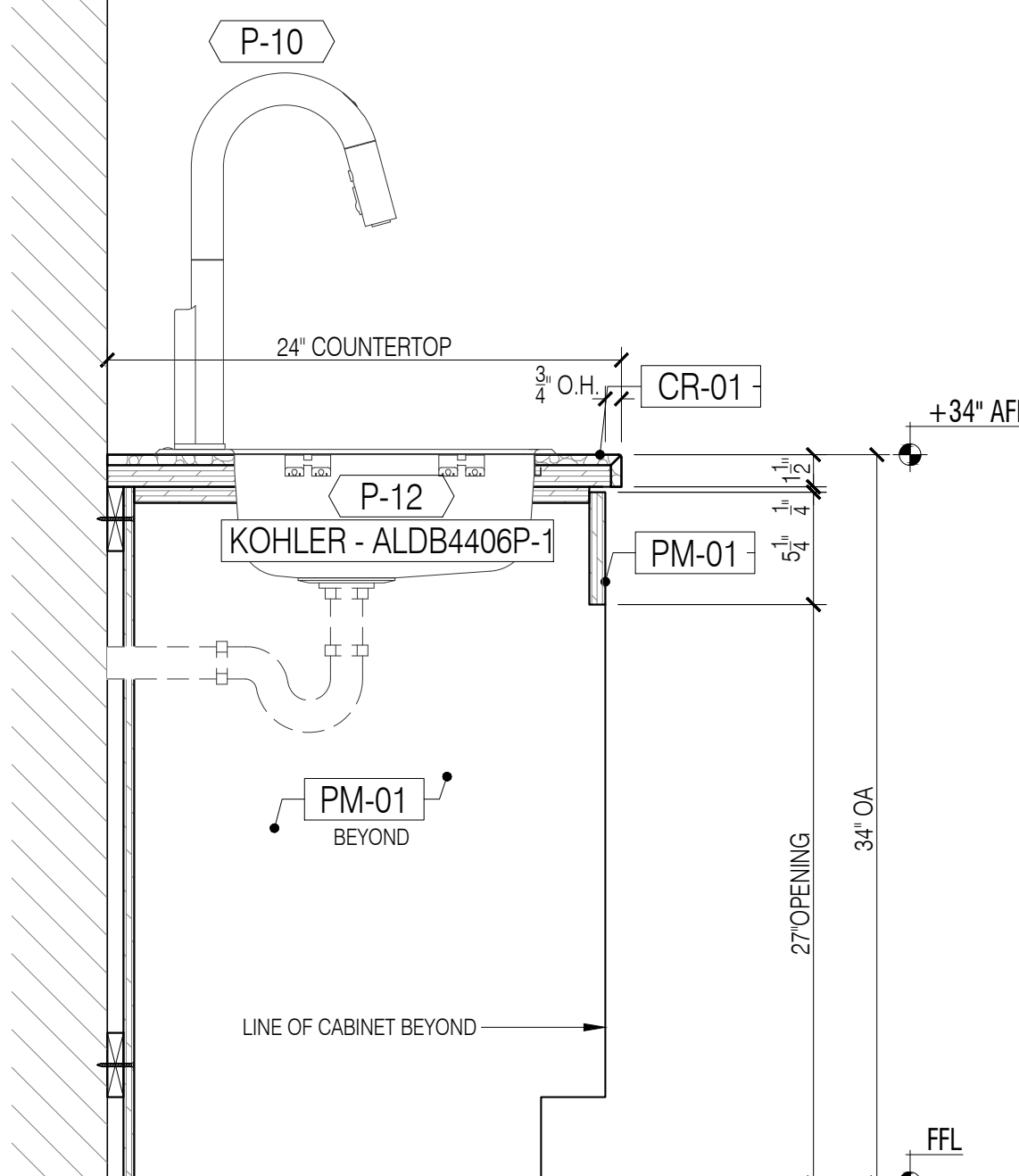
8-03
OF 3



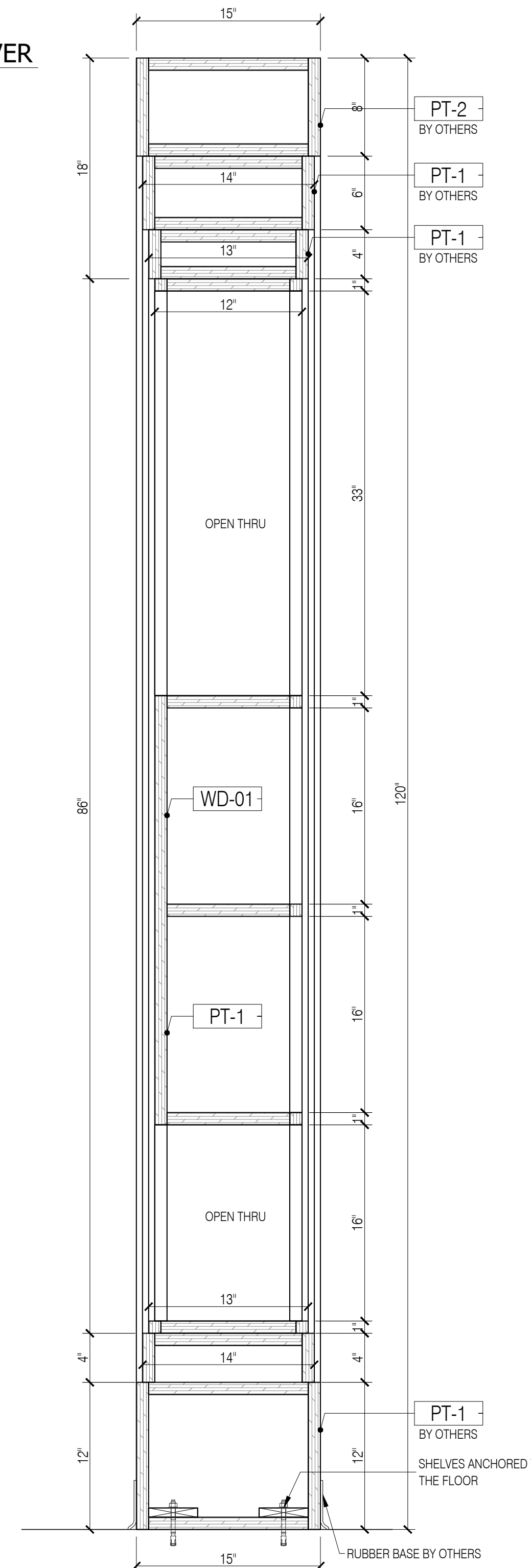
17 CLASSROOM - SECTION@MK11 RADIATOR COVER
Scale: 1-1/2"=1'-0"



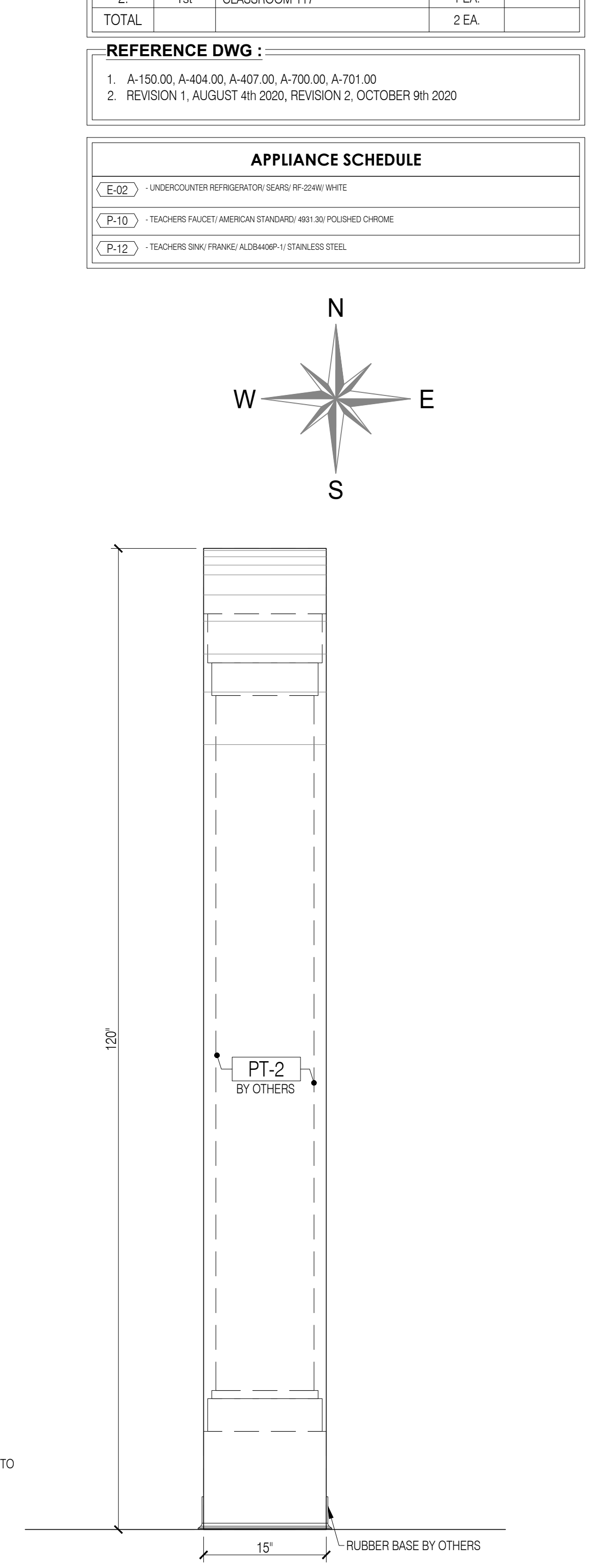
14 MK07, MK05 CLASSROOM - SECTION
Scale: 1-1/2"=1'-0"



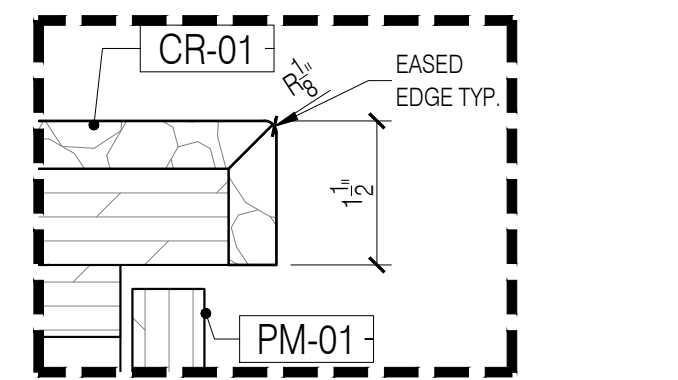
13 MK05, MK07 CLASSROOM - SECTION @ SINK
Scale: 1-1/2"=1'-0"



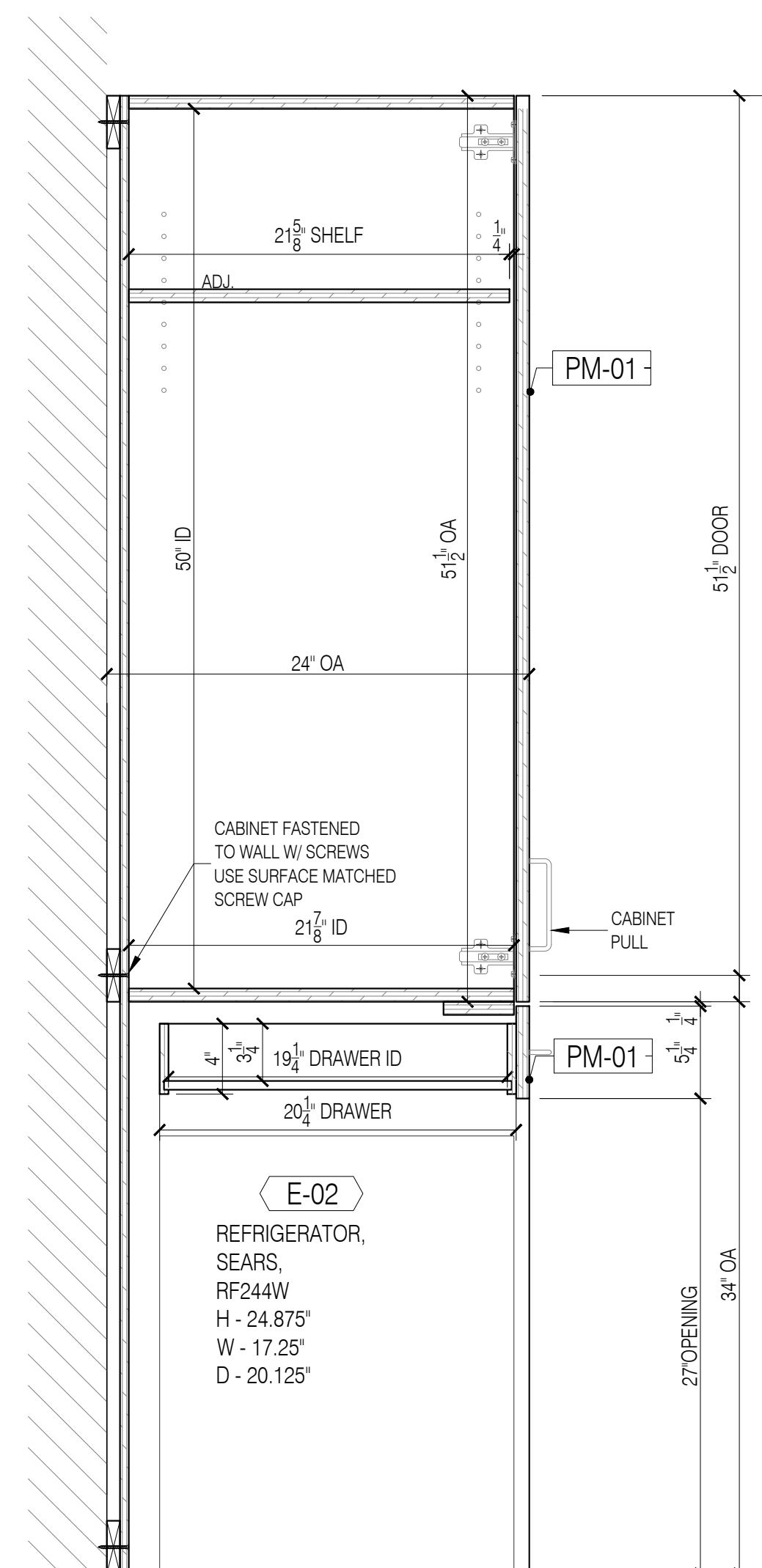
15 CLASSROOM - SECTION@MK10 SHELVES
Scale: 1-1/2"=1'-0"



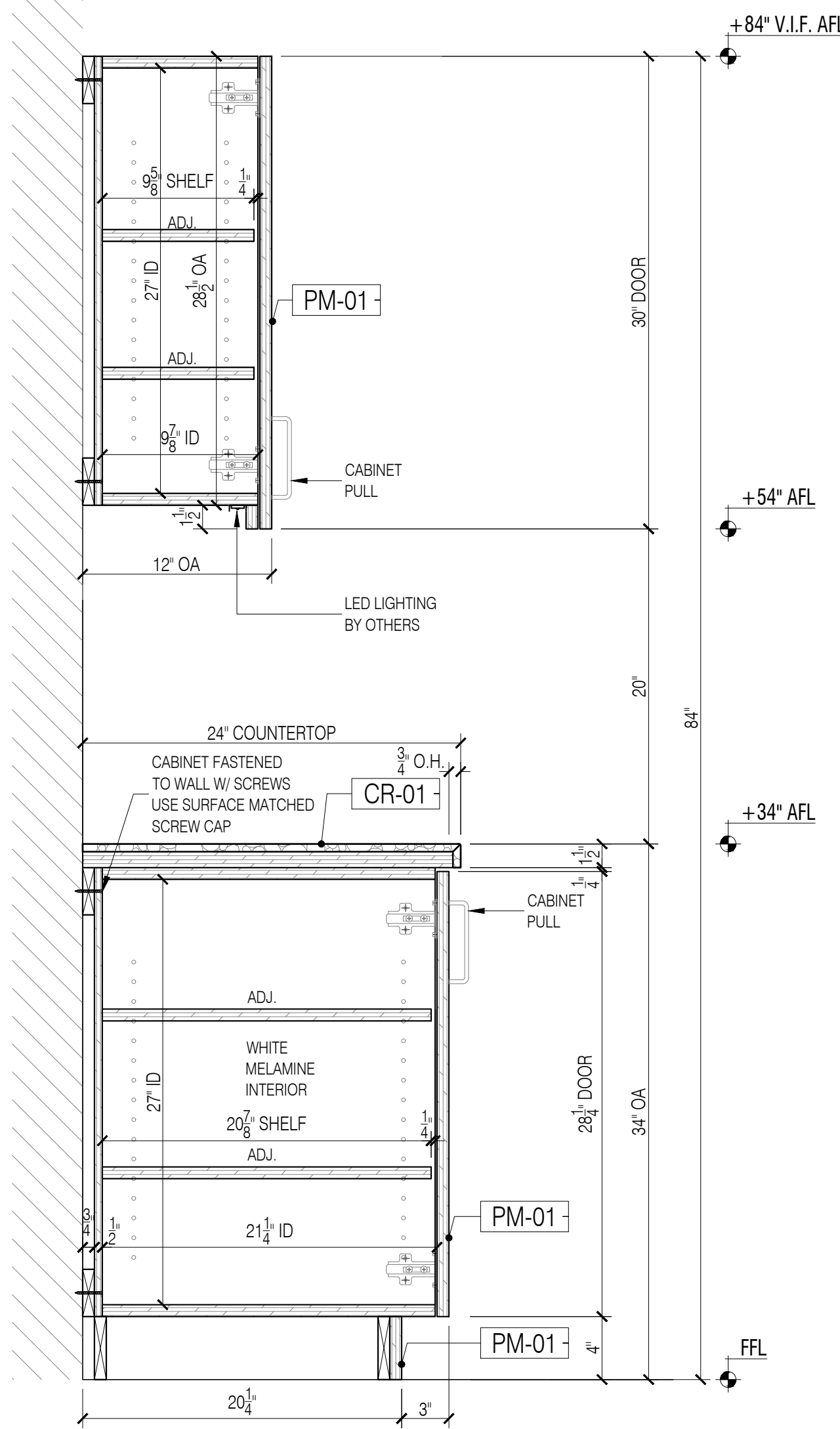
16 MK10 CLASSROOM 116&117 - ELEVATION
Scale: 1"=1'-0"



A TYPICAL EDGE DETAIL
Scale: 6"=1'-0"



12 MK07, MK08 CLASSROOM - SECTION
Scale: 1-1/2"=1'-0"



11 MK05, MK06, MK07, MK08 CLASSROOM - SECTION
Scale: 1-1/2"=1'-0"

GENERAL NOTES

- SEE ARCHITECTURAL DWG FOR FINISH SCHEDULE
- ARCHITECT PLEASE CONFIRM ALL MARKED/NOTED CONDITIONS
- ALL DIMENSIONS ARE VERIFY IN THE FIELD

- ALL EDGES ARE TAPPED TO MATCH FACE FINISH U.N.O.
- GC TO COORDINATE EXACT LOCATION OF OUTLET WITH MILLWORK
- GC TO PROVIDE ALL NECESSARY BLOCKING AS REQUIRED

QUANTITY

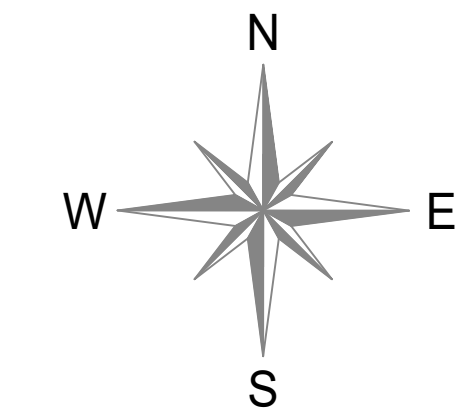
ITEM #	FLOOR	DESCRIPTION	QTY	SUB TOTAL
1.	1st	CLASSROOM 116	1 EA	
2	1st	CLASSROOM 117	1 EA	
TOTAL			2 EA	

REFERENCE DWG :

- A-150.00, A-404.00, A-407.00, A-700.00, A-701.00
- REVISION 1, AUGUST 4th 2020, REVISION 2, OCTOBER 9th 2020

APPLIANCE SCHEDULE

E-02	UNDERCOUNTER REFRIGERATOR, SEARS RF-244W WHITE
P-10	TEACHERS FAUCET, AMERICAN STANDARD 4831.90 POLISHED CHROME
P-12	TEACHERS SINK, FRANKE ALDB4406P-1 STAINLESS STEEL



NO.	REVISIONS:	DATE:
1	SUBMISSION FOR APPROVAL	10/30/2020
2	REVISED AS PER COMMENTS	11/06/2020
3	REVISED AS PER UPDATE COMMENTS	11/30/2020

SAMPLE PROJECT



DATE : 10/30/2020

DRAWN BY : A.M.

ARCHITECT : ELEVEN OF ELEVEN ARCHITECTURE PC
127 W 26TH ST #800, NEW YORK, N.Y. 10001

CONTRACTOR : STREAMLINE USA
CONSTRUCTION & MANAGEMENT

DRAWING TITLE : CLASSROOM SECTIONS

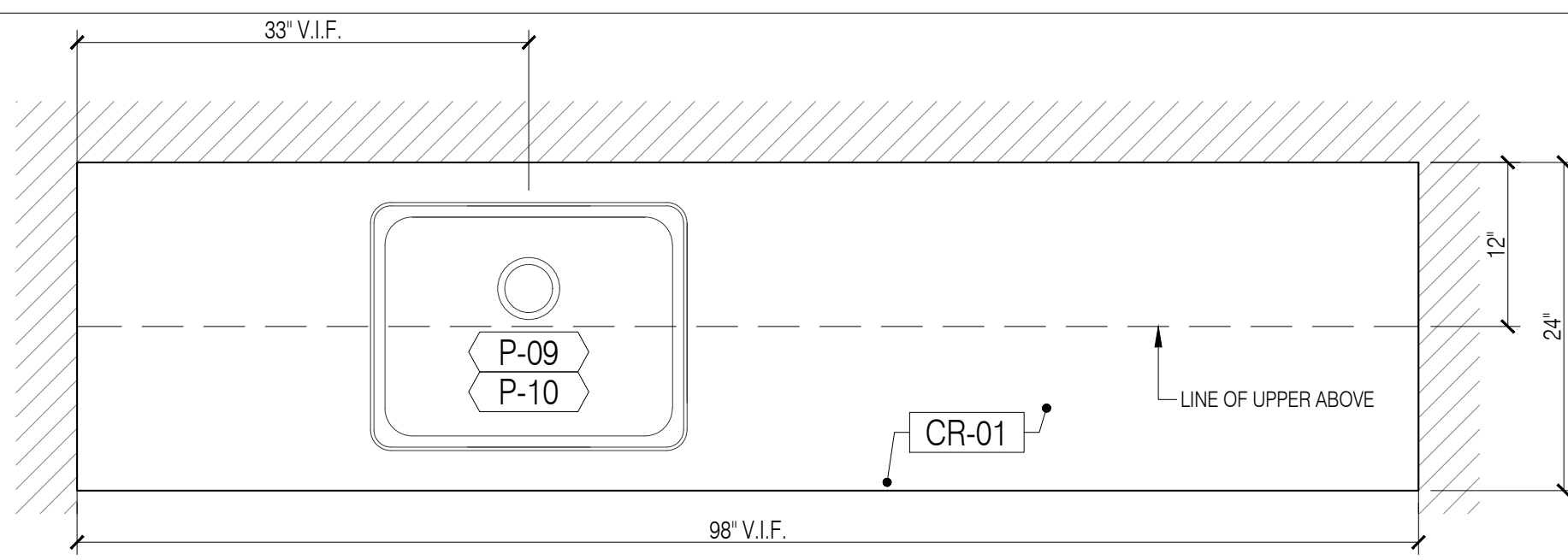
ROOM OR SPACE : 116&117 1ST

PROJECT NUMBER : 176-20

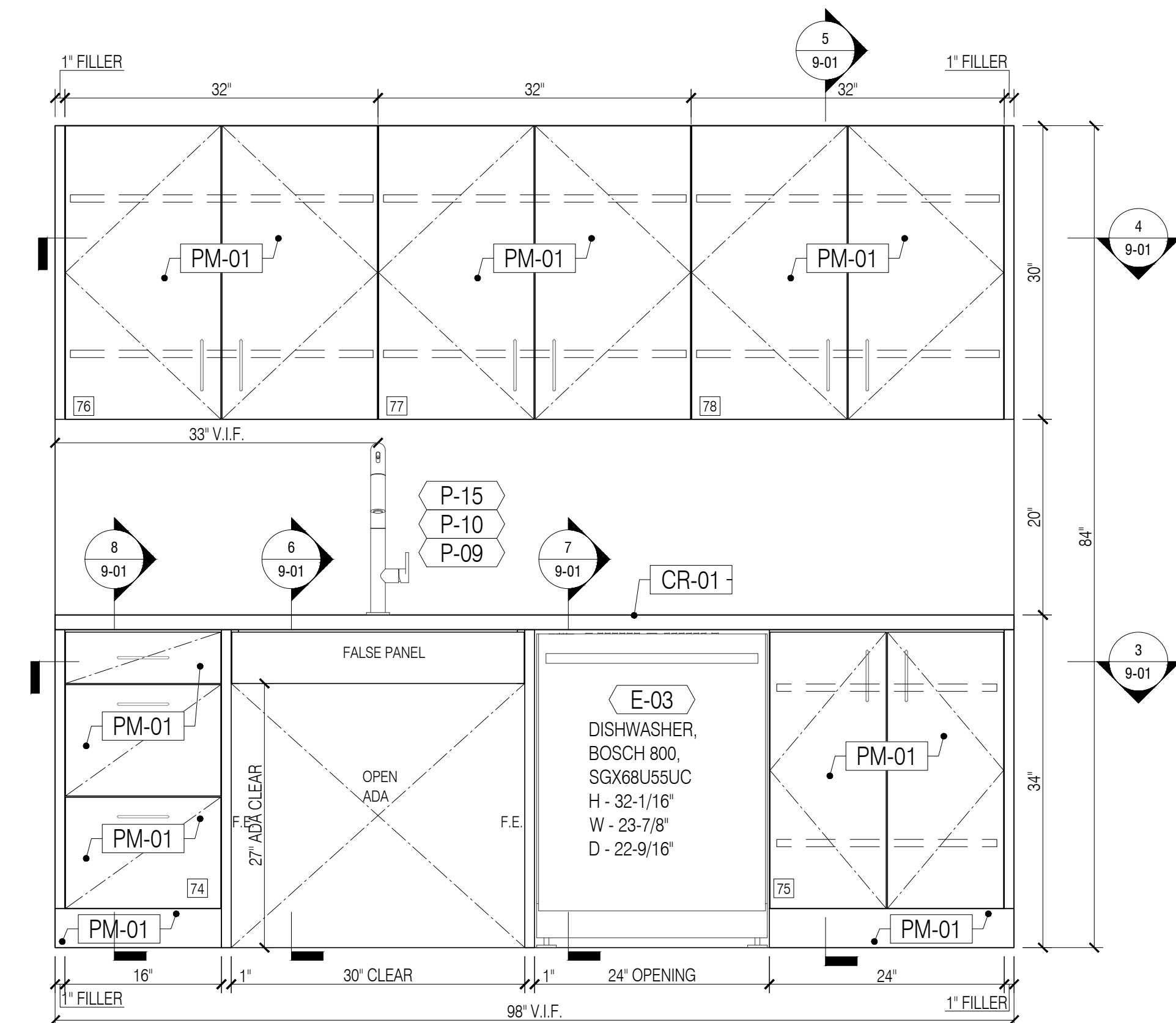
DRAWING NUMBER :

8-04

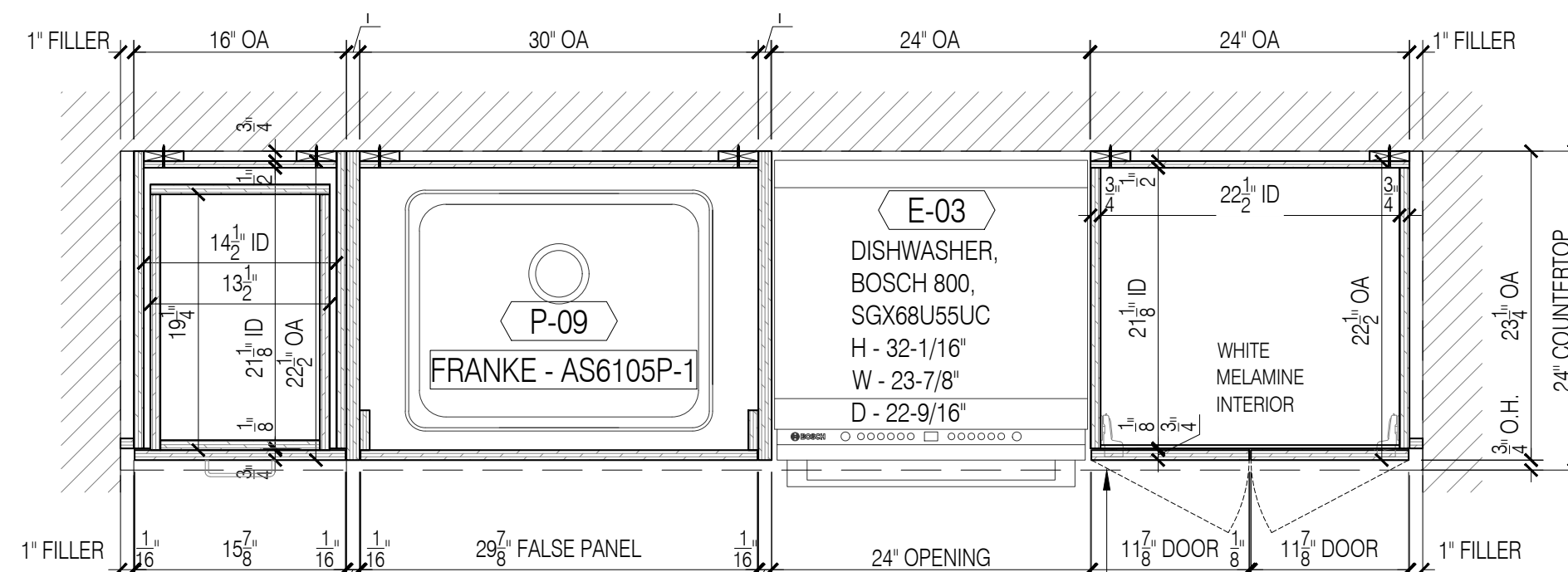
4 OF 4



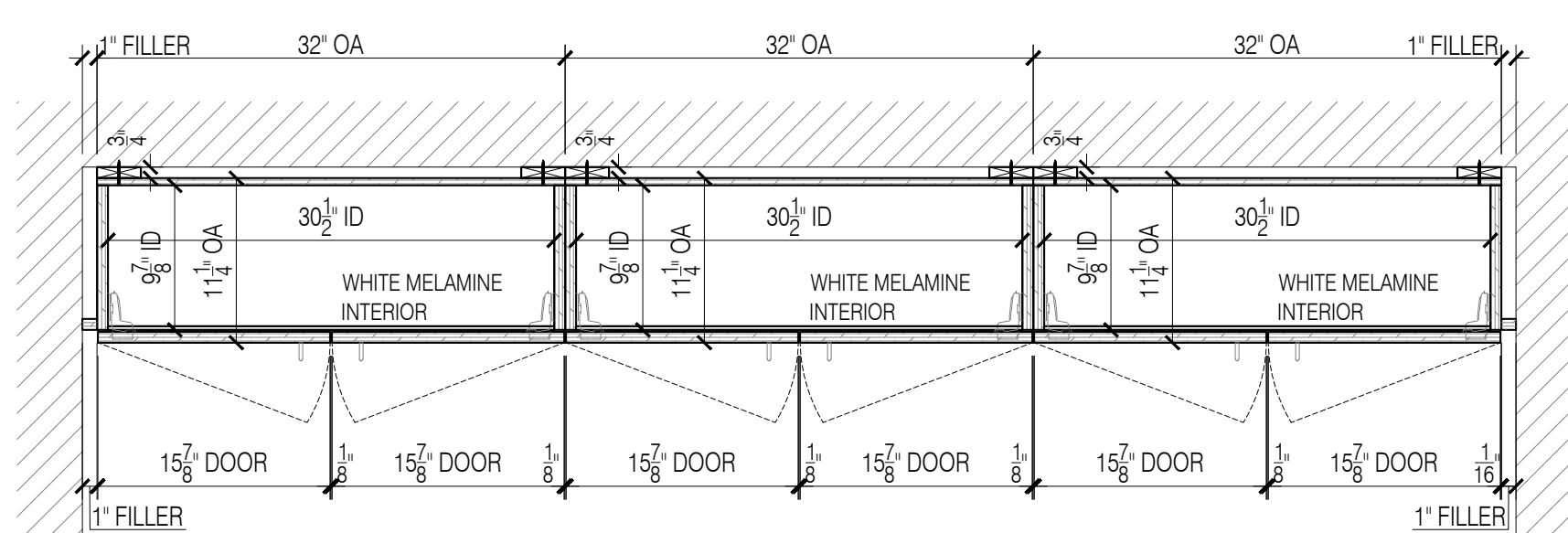
1 STAFF 118 - PLAN
Scale: 1"=1'-0"



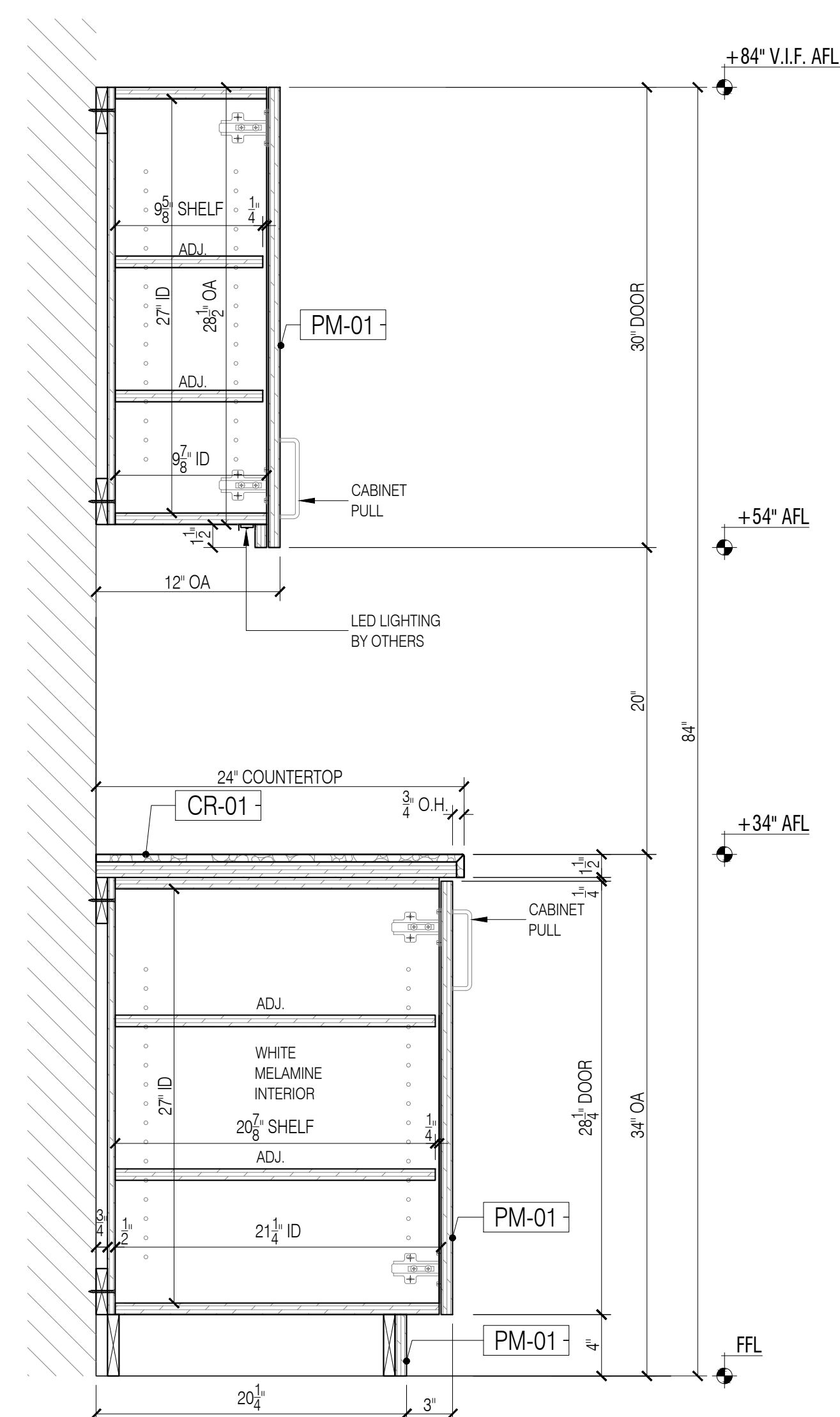
2 MK29, MK30 STAFF 118 - ELEVATION
Scale: 1"=1'-0"



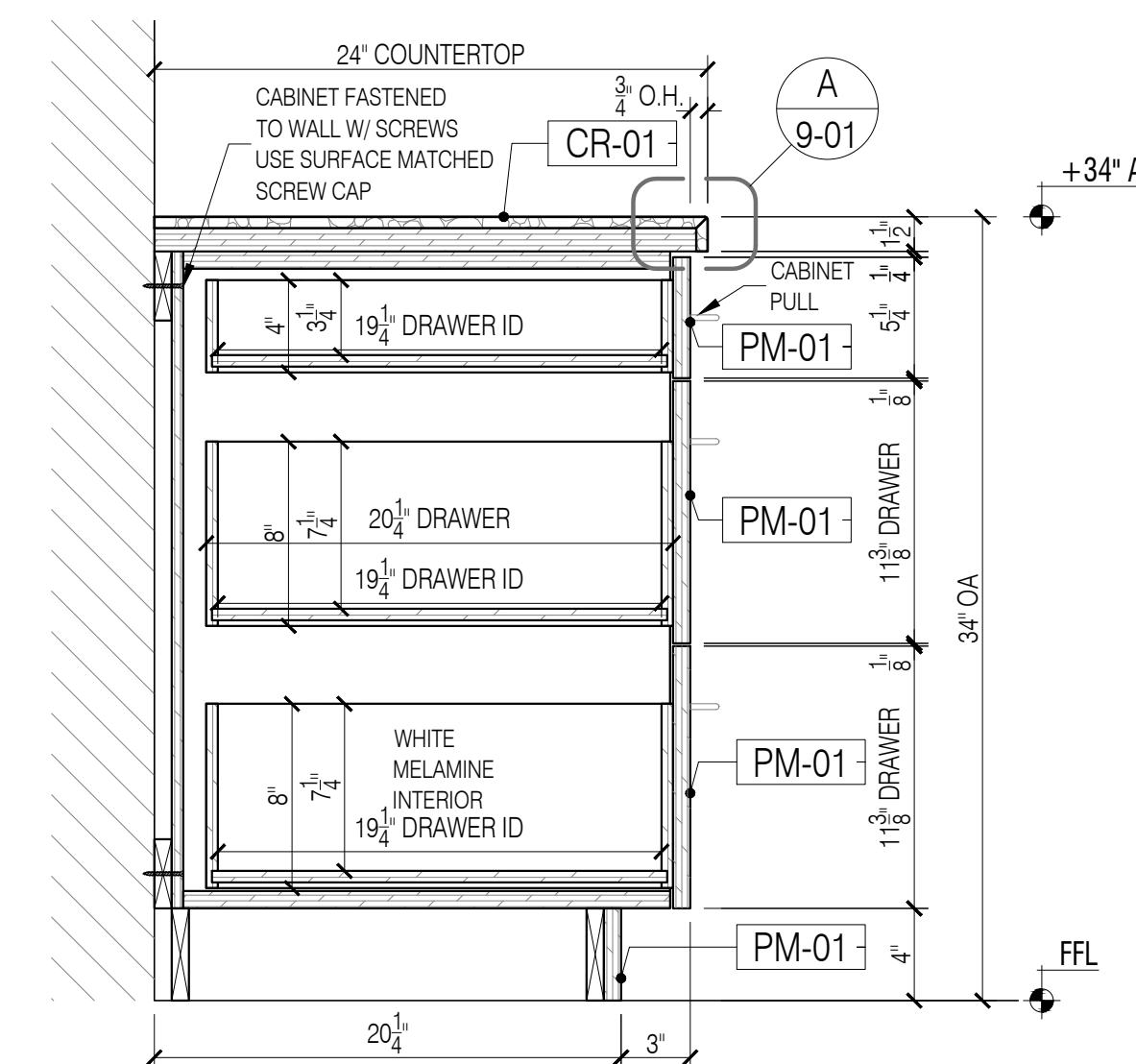
3 MK29 STAFF 118 - SECTION PLAN
Scale: 1"=1'-0"



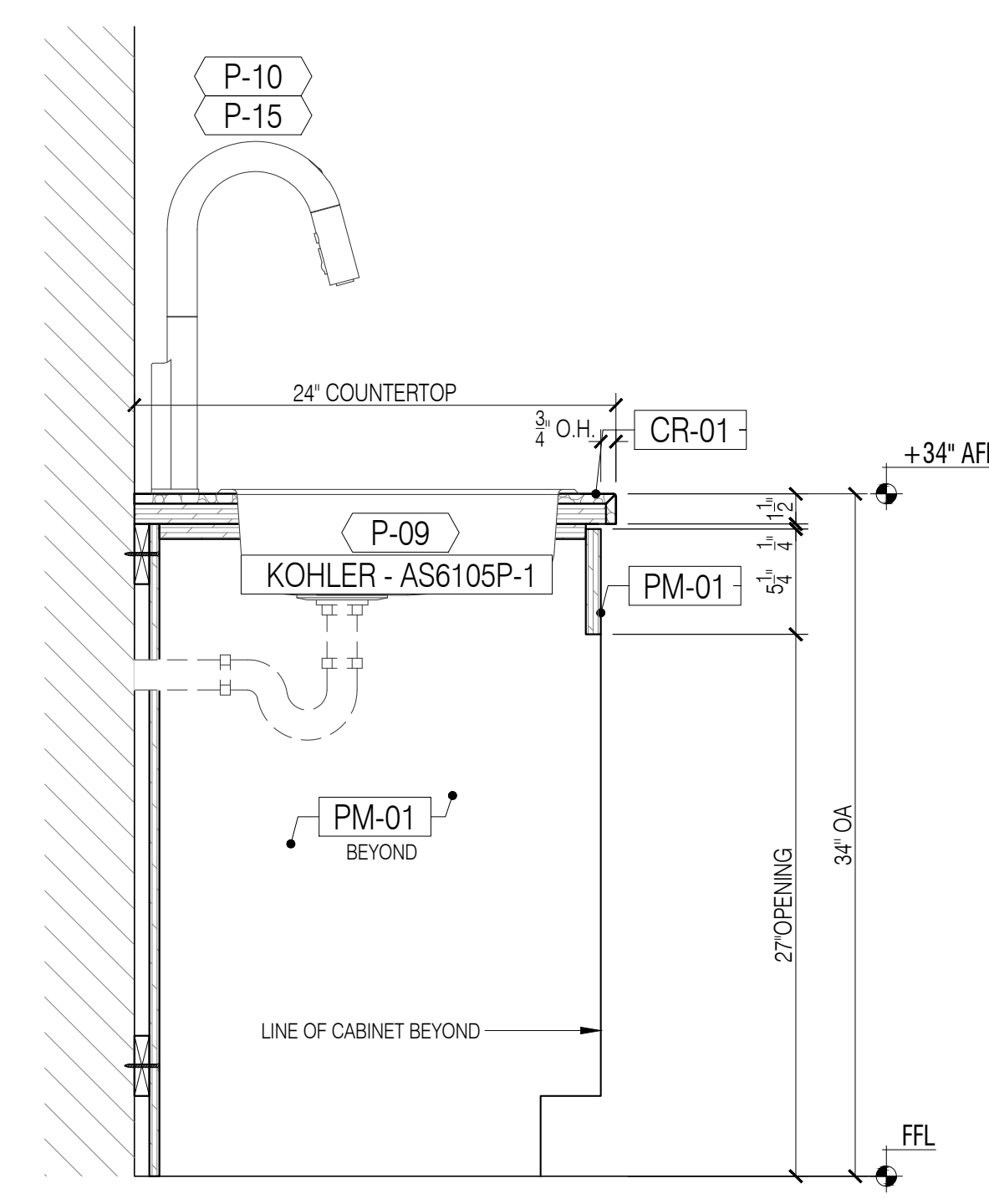
4 MK30 STAFF 118 - SECTION PLAN
Scale: 1"=1'-0"



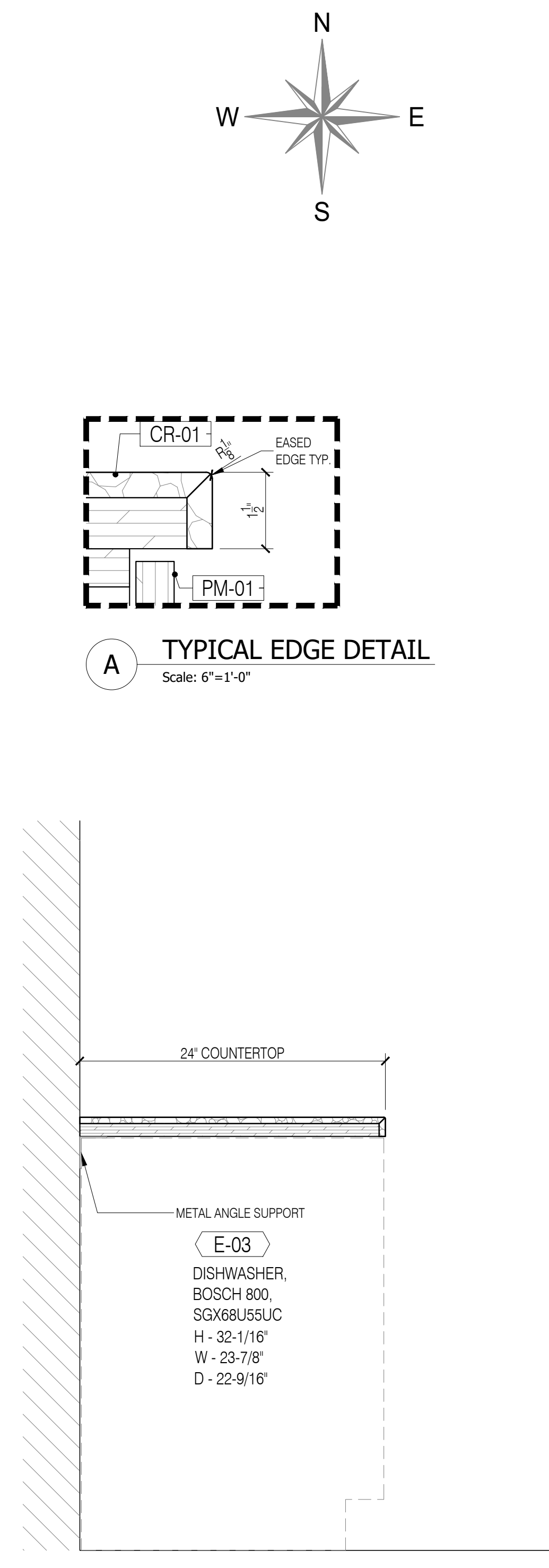
5 MK29, MK30 STAFF - SECTION BASE & UPPER CABINETS
Scale: 1-1/2"=1'-0"



8 MK29 STAFF - SECTION@DRAWER CABINET
Scale: 1-1/2"=1'-0"



6 MK29 STAFF - SECTION @ SINK
Scale: 1-1/2"=1'-0"



7 MK29 STAFF - SECTION@DISHWASHER
Scale: 1-1/2"=1'-0"

GENERAL NOTES

- SEE ARCHITECTURAL DWG FOR FINISH SCHEDULE
- ARCHITECT PLEASE CONFIRM ALL MARKED/NOTED CONDITIONS
- ALL DIMENSIONS ARE VERIFY IN THE FIELD

- ALL EDGES ARE TAPPED TO MATCH FACE FINISH U.N.O.
- GC TO COORDINATE EXACT LOCATION OF OUTLET WITH MILLWORK
- GC TO PROVIDE ALL NECESSARY BLOCKING AS REQUIRED

QUANTITY

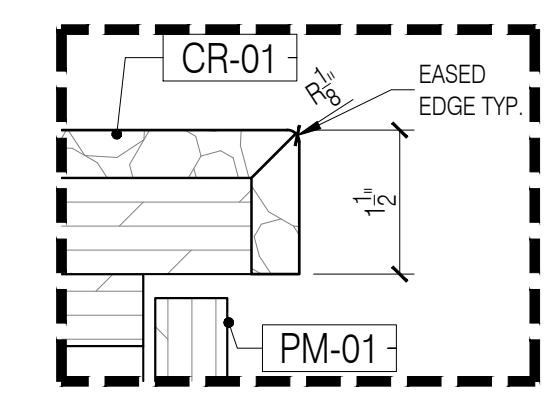
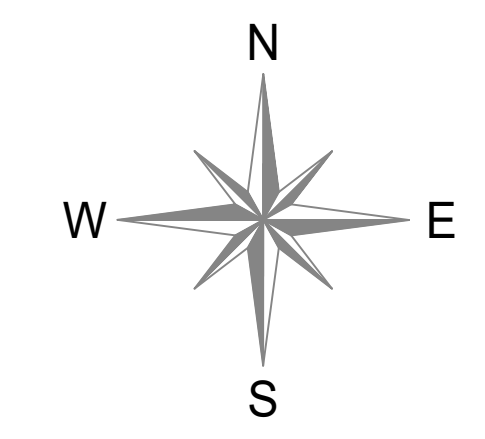
ITEM #	FLOOR	DESCRIPTION	QTY	SUB TOTAL
1.	1st	STAFF 118	1 EA	
TOTAL			1 EA	

REFERENCE DWG :

- A-150.00, A-401.00, A-702.00
- REVISION 1, AUGUST 4th 2020

APPLIANCE SCHEDULE

ITEM #	DESCRIPTION
E-03	DISHWASHER BOSCH 800 SERIES - SGX68U55UC STAINLESS STEEL
P-10	TEACHERS FAUCET/ AMERICAN STANDARD 4831 30 POLISHED CHROME
P-09	TEACHERS SINK/ FRANKIE AS6105P-1 STAINLESS STEEL



A TYPICAL EDGE DETAIL
Scale: 6"=1'-0"

DATE: 10/30/2020

NAME: A.M.

NO: 1

REVISIONS:

NO.	DESCRIPTION	DATE
1	SUBMISSION FOR APPROVAL	10/30/2020
2	REVISED AS PER COMMENTS	11/06/2020
3	REVISED AS PER UPDATE COMMENTS	11/30/2020

SAMPLE PROJECT



DATE: 10/30/2020

DRAWN BY: A.M.

ARCHITECT: ELEVEN OF ELEVEN ARCHITECTURE PC
127 W 26TH ST #800, NEW YORK, NY. 10001

CONTRACTOR: STREAMLINE USA
CONSTRUCTION & MANAGEMENT

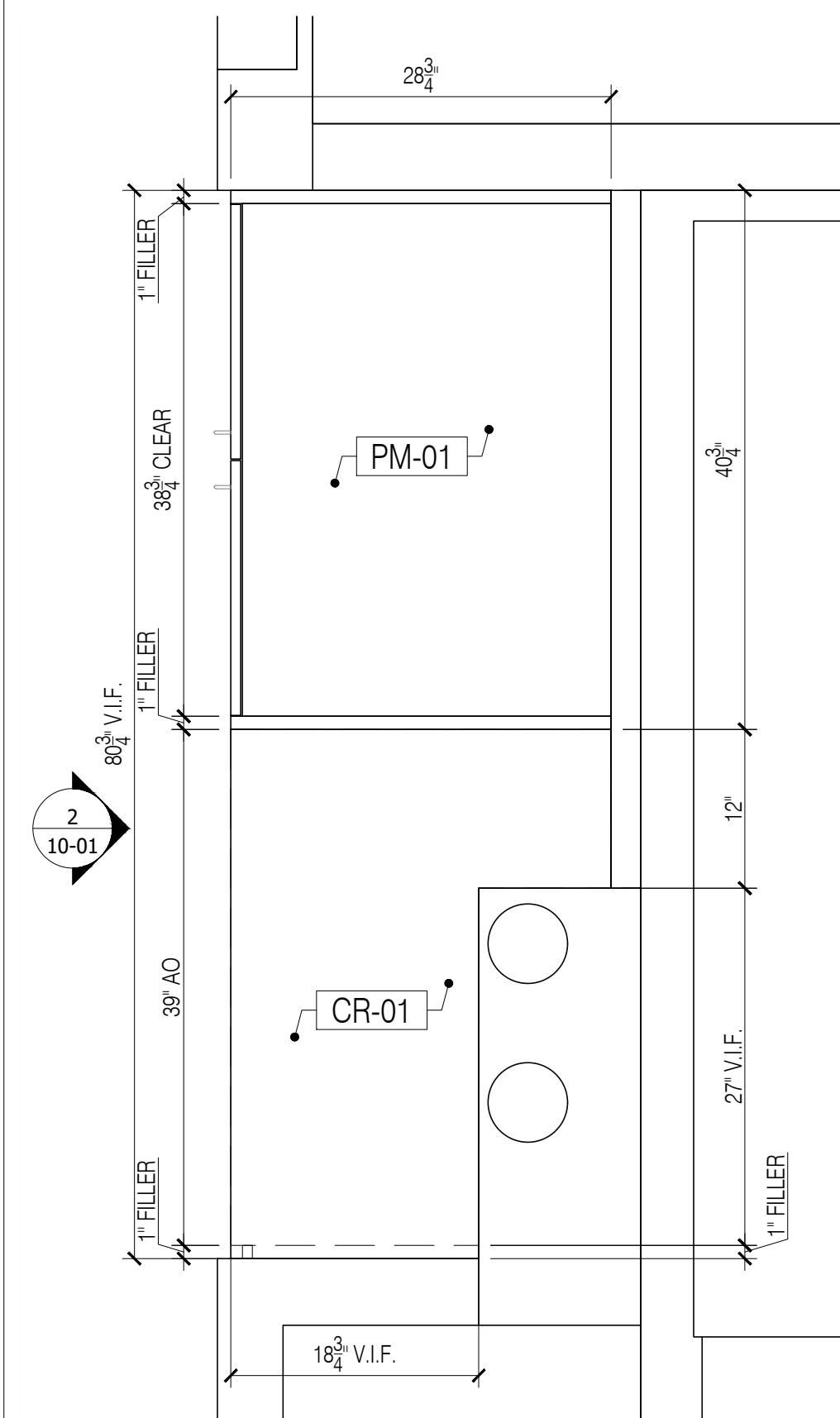
DRAWING TITLE: STAFF 118
PLAN, ELEVATIONS

ROOM OR SPACE: 118

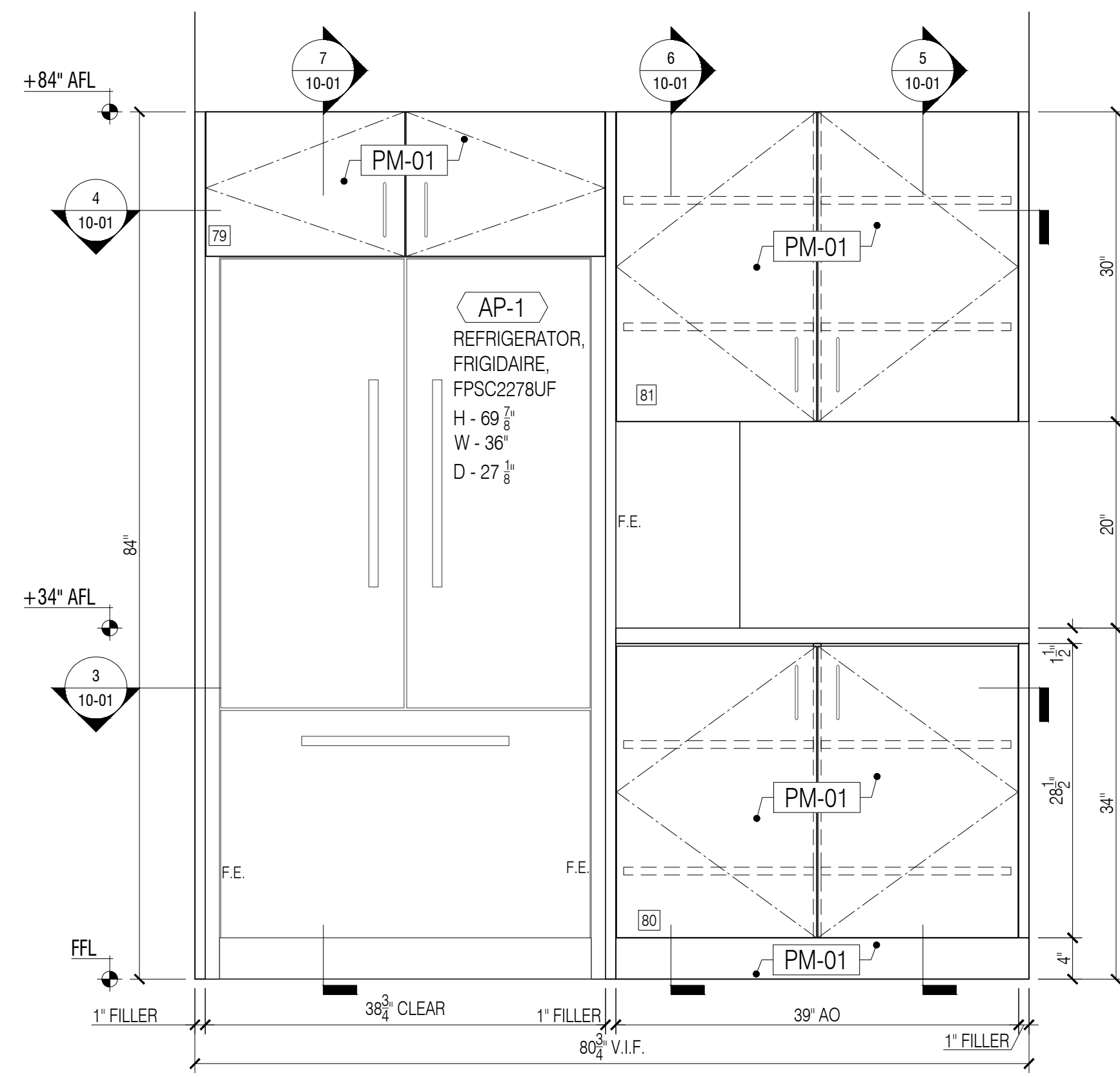
FLOOR: 1ST

PROJECT NUMBER: 176-20

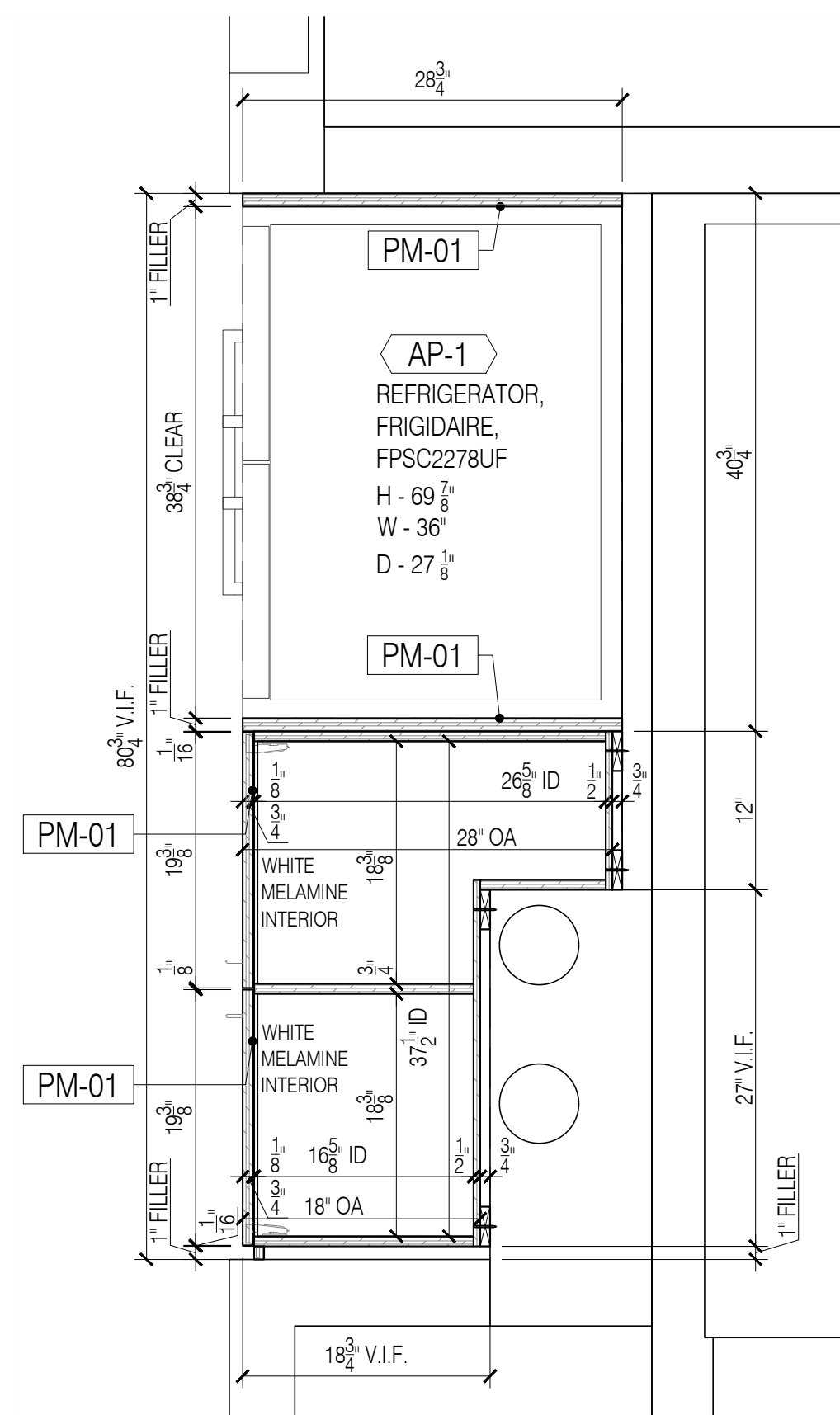
DRAWING NUMBER:



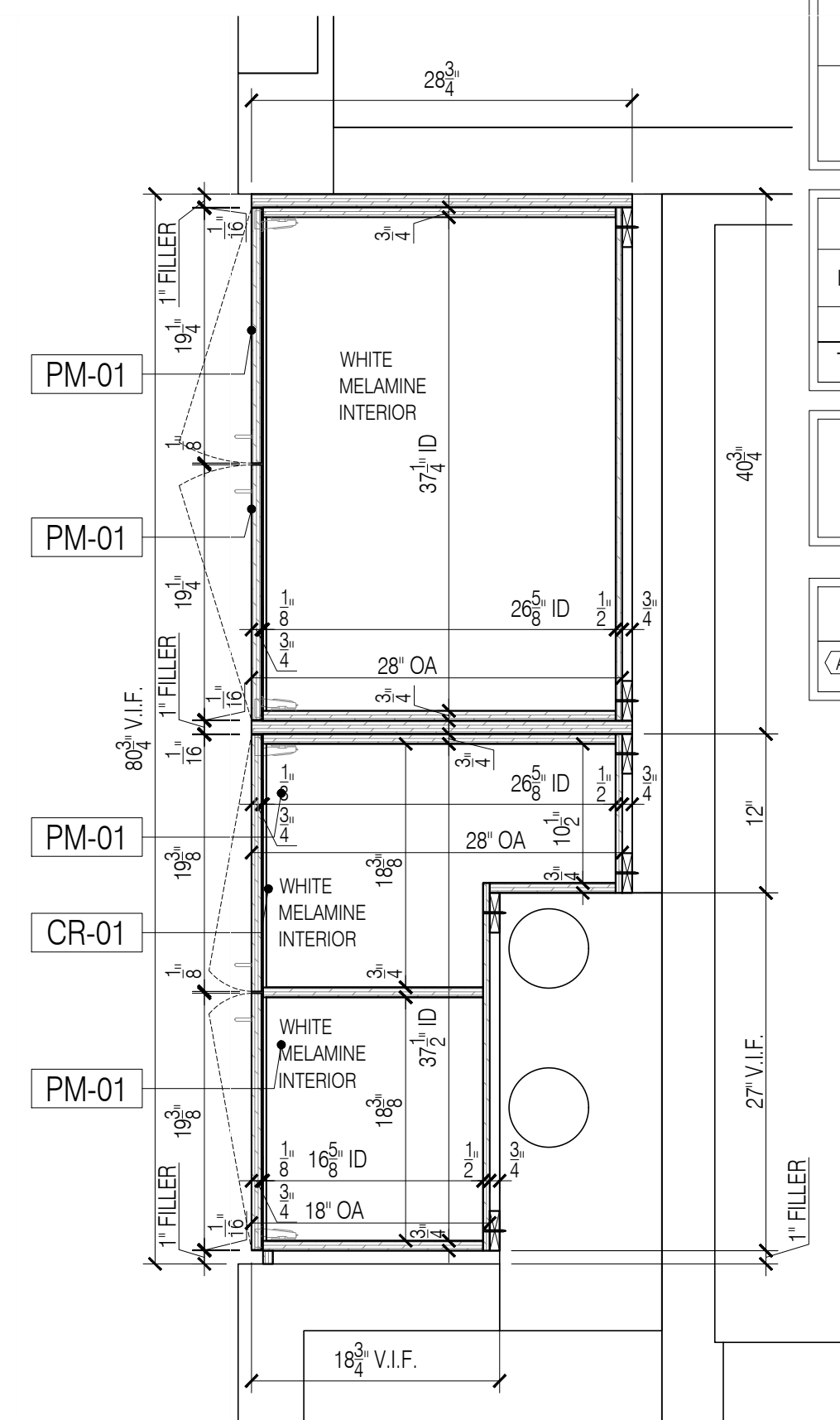
1 MK-31, 32, 33 CORRIDOR 1
Scale: 1"=1'-0"



2 MK-31, 32, 33 CORRIDOR 119 - ELEVATION
Scale: 1"=1'-0"



3 MK-31, 32, 33 CORRIDOR 119 - SECTION PLAN
Scale: 1"=1'-0"



4 MK-31, 32, 33 CORRIDOR 119 - PLAN
Scale: 1"=1'-0"

GENERAL NOTES

- SEE ARCHITECTURAL DWG FOR FINISH SCHEDULE
- ALL DIMENSIONS ARE VERIFY IN THE FIELD
- GC TO COORDINATE EXACT LOCATION OF OUTLET WITH MILLWORK
- GC TO PROVIDE ALL NECESSARY BLOCKING AS REQUIRED

QUANTITY

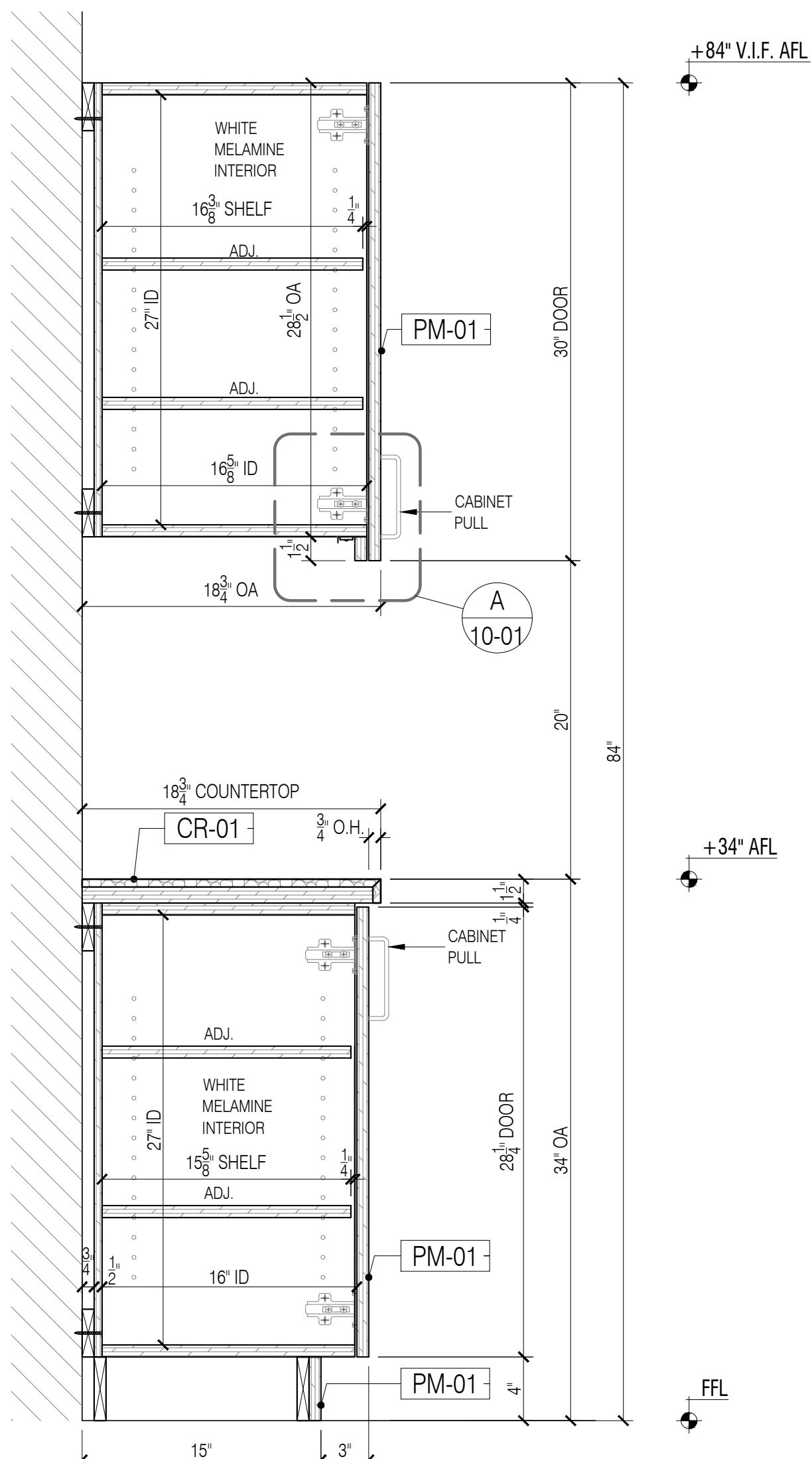
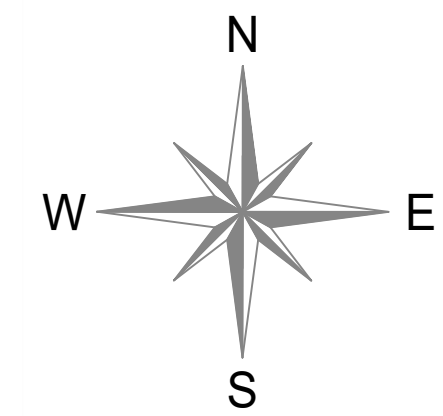
ITEM #	FLOOR	DESCRIPTION	QTY	SUB TOTAL
1.	1st.	CORRIDOR 119	1 EA	
TOTAL			1 EA	

REFERENCE DWG :

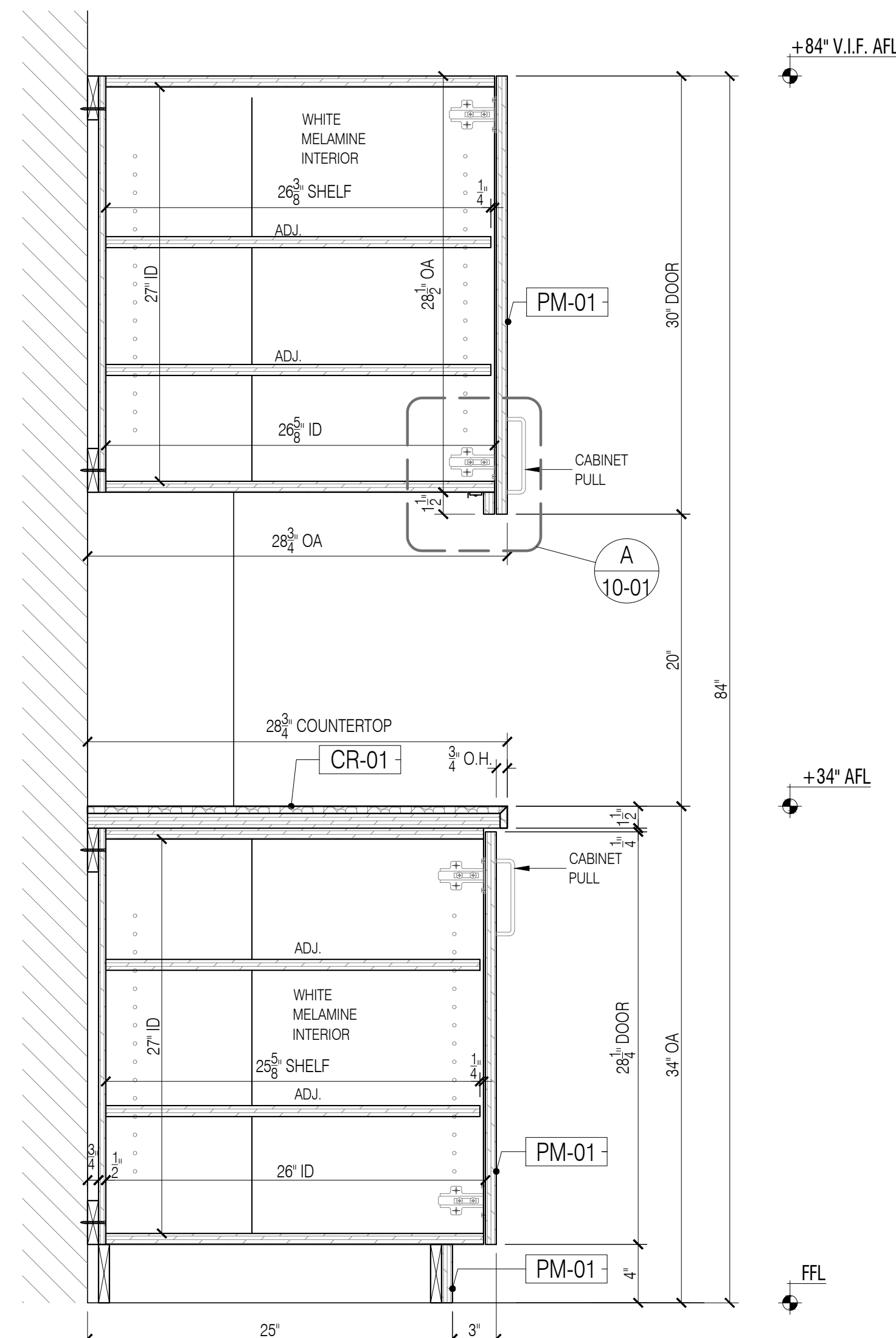
- A-150.00
- A-405.00, A-703.00
- DESIGN OVERVIEW - AUGUST 4, 2020

APPLIANCE SCHEDULE

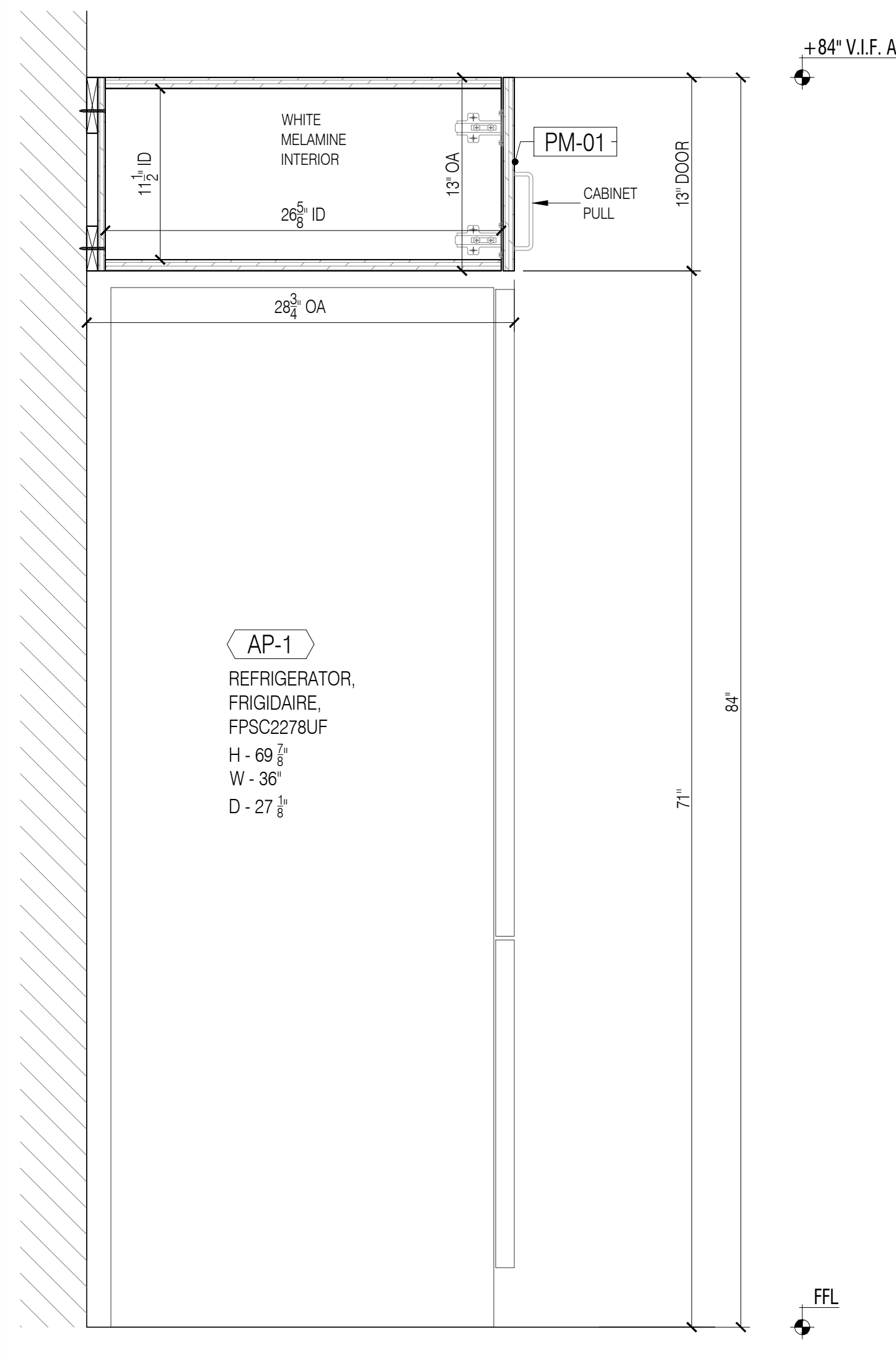
(AP-01) - REFRIGERATOR FRIGIDAIRE/FPS2278UF/STAINLESS STEEL



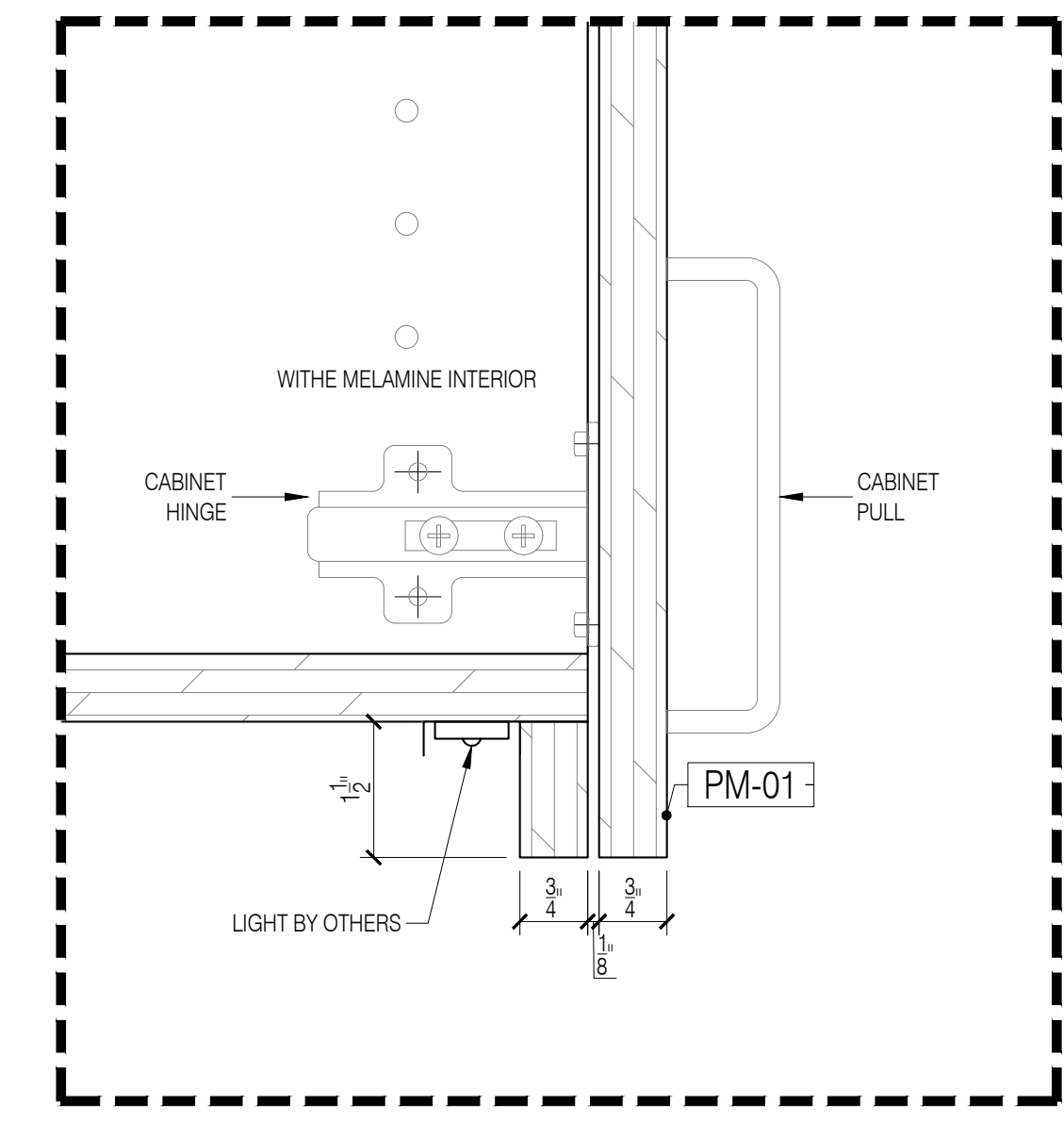
5 SECTION - MK-32, 33 CORRIDOR 119
Scale: 1-1/2"=1'-0"



6 SECTION - MK-32, 33 CORRIDOR 119
Scale: 1-1/2"=1'-0"



7 SECTION - MK-31 CORRIDOR 119
Scale: 1-1/2"=1'-0"



A CABINET DETAIL - UNDERMOUNT LIGHT
Scale: 6"=1'-0"

DATE:	NAME:	M.K.	M.K.	M.K.
10/30/2020				
REVISIONS:	NO:	1	2	3
		SUBMISSION FOR APPROVAL	REVISED AS PER COMMENTS	REVISED AS PER UPDATE COMMENTS

SAMPLE PROJECT



DATE : 10/30/2020

DRAWN BY : M.K.

ARCHITECT : ELEVEN OF ELEVEN ARCHITECTURE PC
127 W 26TH ST #800, NEW YORK, N.Y. 10001

CONTRACTOR : STREAMLINE USA
CONSTRUCTION & MANAGEMENT

DRAWING TITLE : CORRIDOR 119
PLAN, ELEVATION, SECTIONS, DETAIL

ROOM OR SPACE : 119
FLOOR : 1ST

PROJECT NUMBER : 176-20

DRAWING NUMBER :

10-01

OF 11

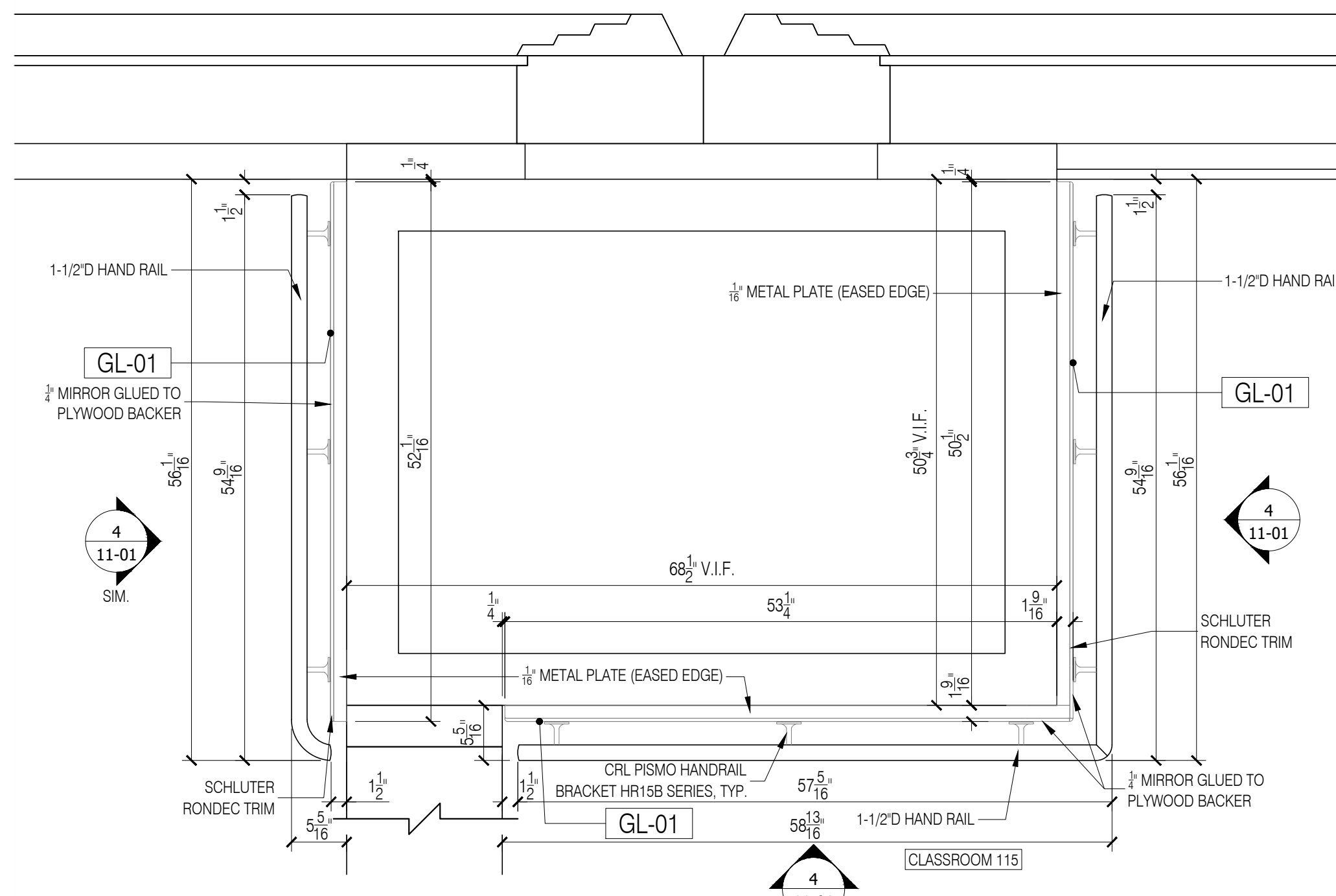
GENERAL NOTES

- SEE ARCHITECTURAL DWG FOR FINISH SCHEDULE
- ALL DIMENSIONS ARE VERIFY IN THE FIELD
- GC TO COORDINATE EXACT LOCATION OF OUTLET WITH MILLWORK
- GC TO PROVIDE ALL NECESSARY BLOCKING AS REQUIRED
- ALL BALLET BARS TO BE CRL WD15W 1-1/2" WOOD HANDRAIL SUPPLY CONNECTORS AND ENDCAPS AS NECESSARY. FINISH TO MATCH HANDRAIL
- CONFIRM GL-01 IS MIRROR TEMPERED W/ SAFETY FILM

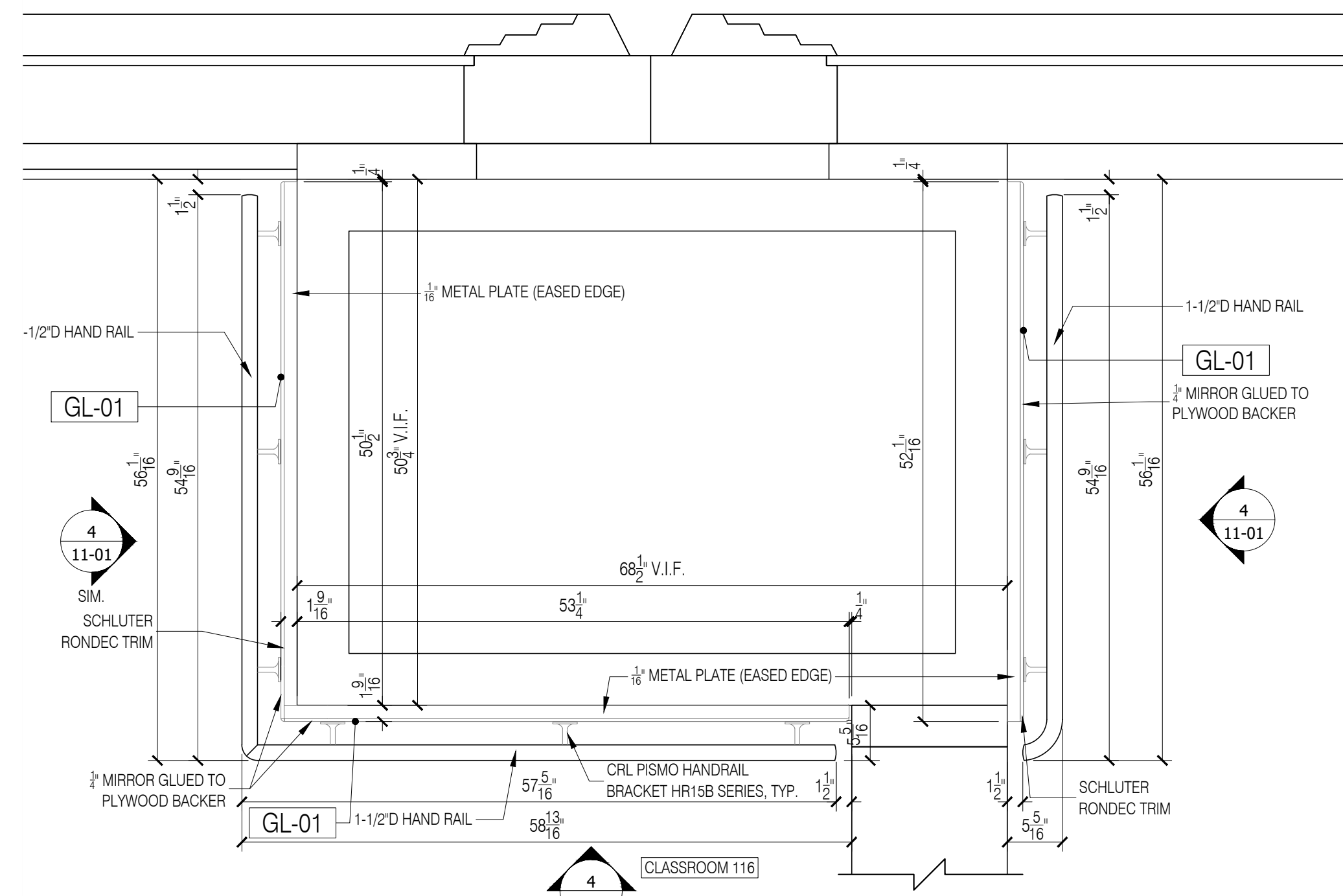
QUANTITY				
ITEM #	FLOOR	DESCRIPTION	QTY	SUB TOTAL
1.	1st.	COLUMNS MIRROR & BALLET BAR	1 EA.	
TOTAL			1 EA.	

REFERENCE DWG :

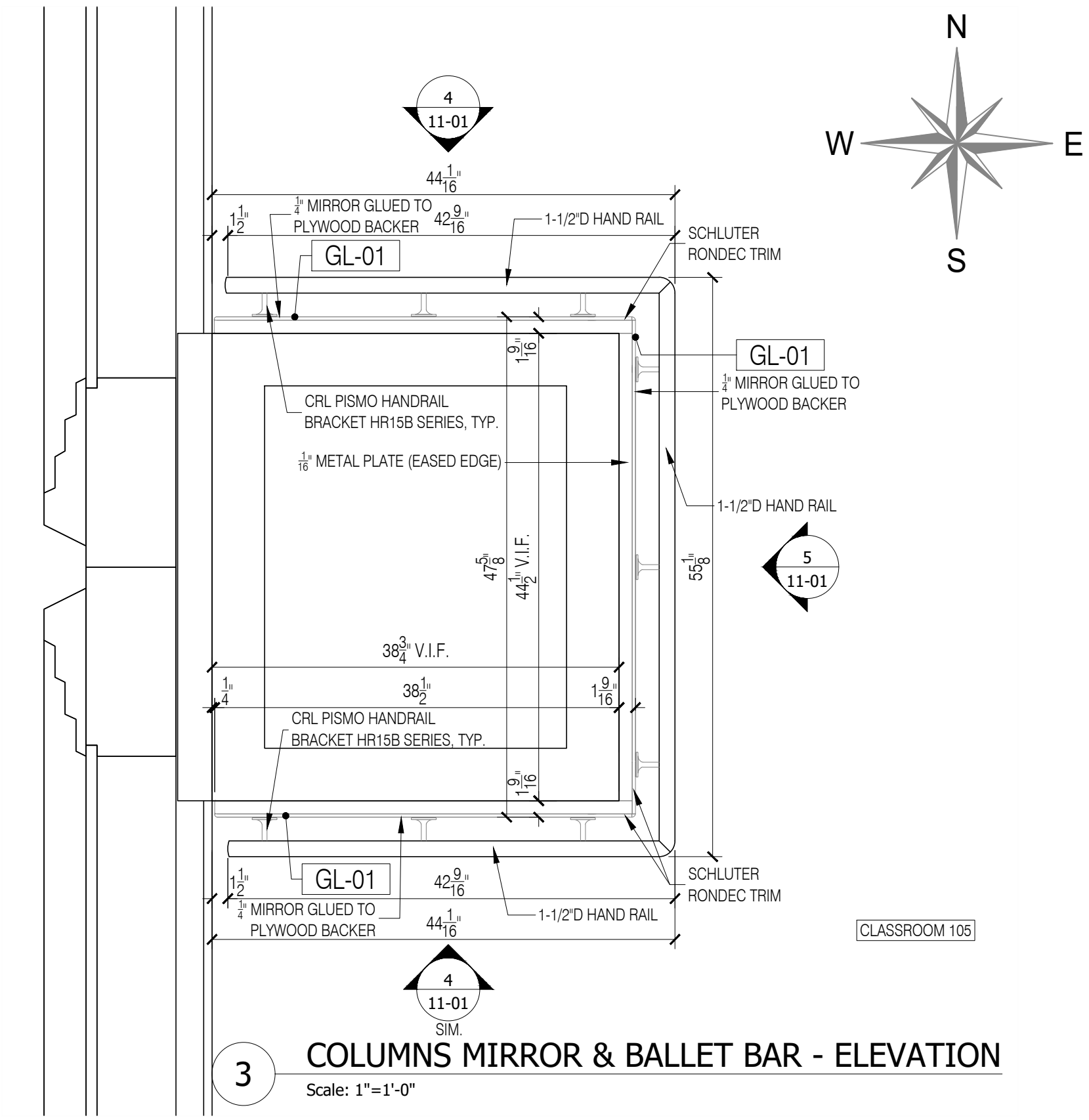
- A-150.00
- A-720.00; A-721.00
- DESIGN OVERVIEW - AUGUST 4, 2020



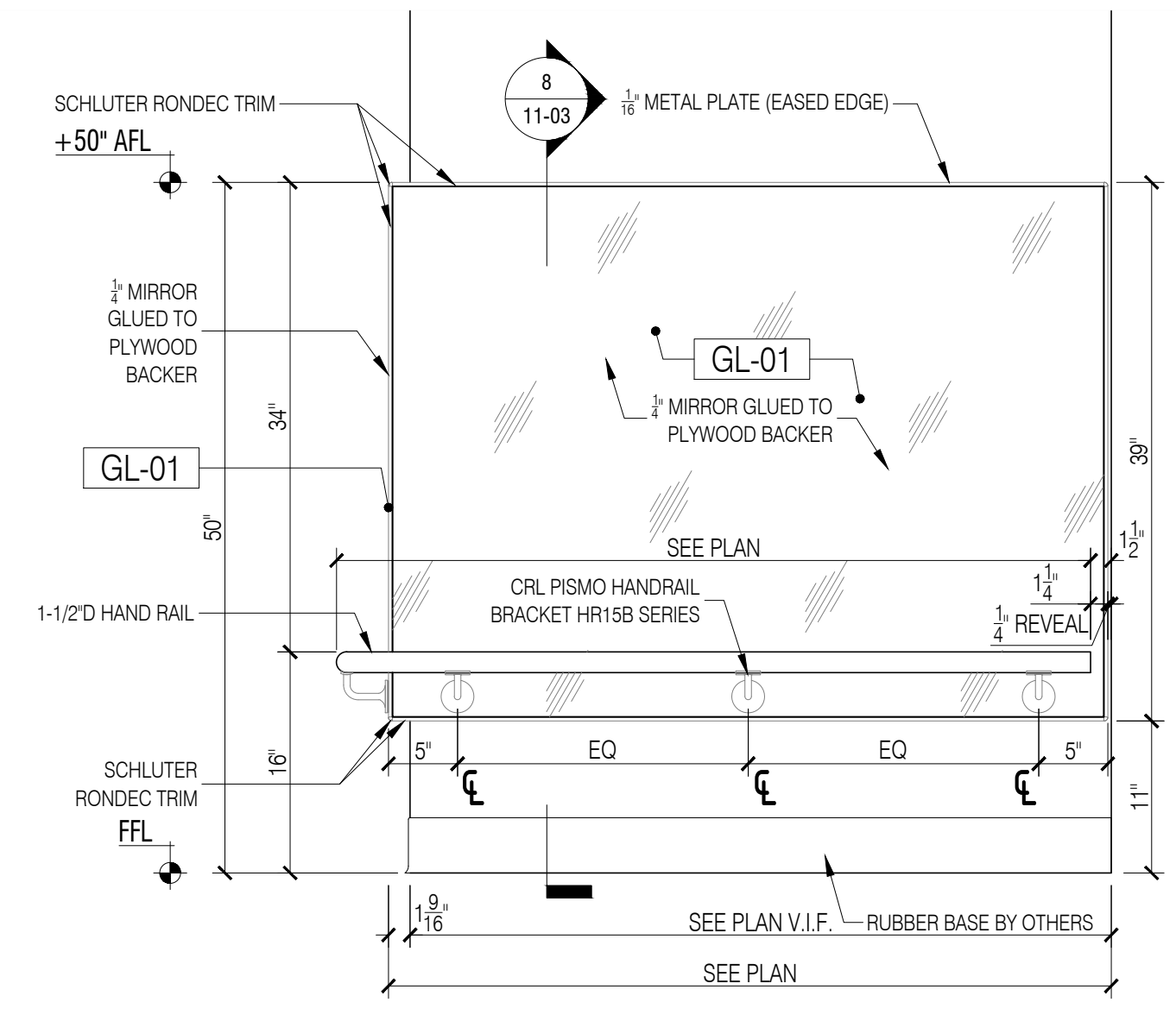
1 COLUMNS MIRROR & BALLET BAR - ELEVATION
Scale: 1"=1'-0"



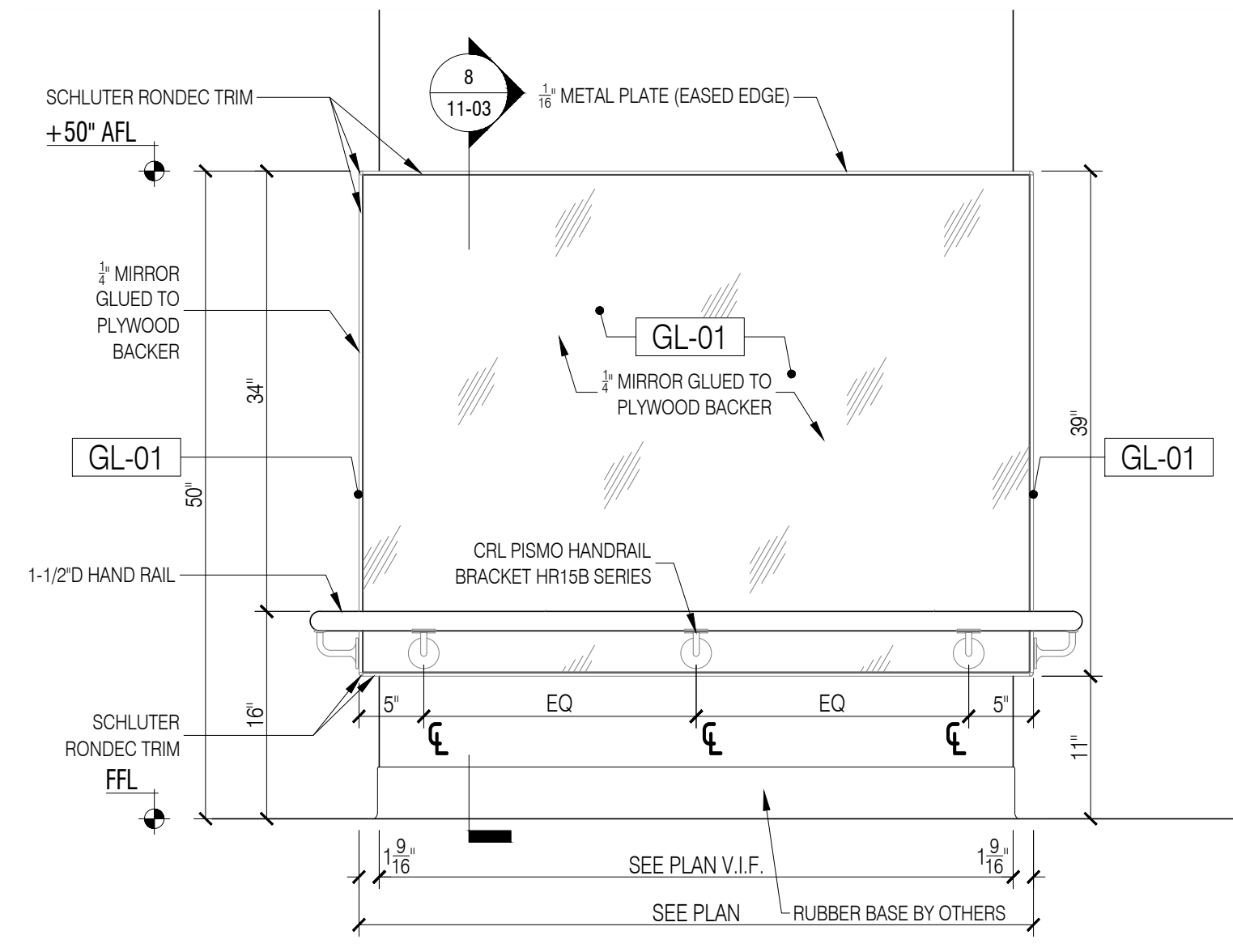
2 COLUMNS MIRROR & BALLET BAR - ELEVATION
Scale: 1"=1'-0"



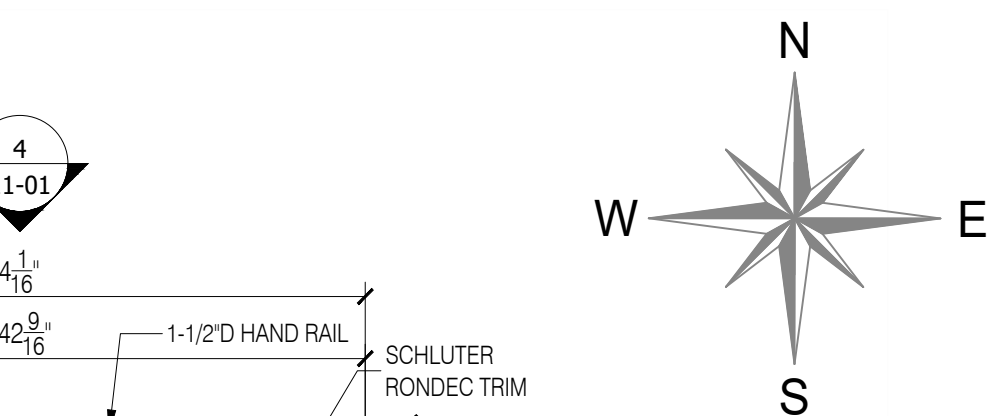
3 COLUMNS MIRROR & BALLET BAR - ELEVATION
Scale: 1"=1'-0"



4 COLUMNS MIRROR & BALLET BAR - ELEVATION
Scale: 1"=1'-0"



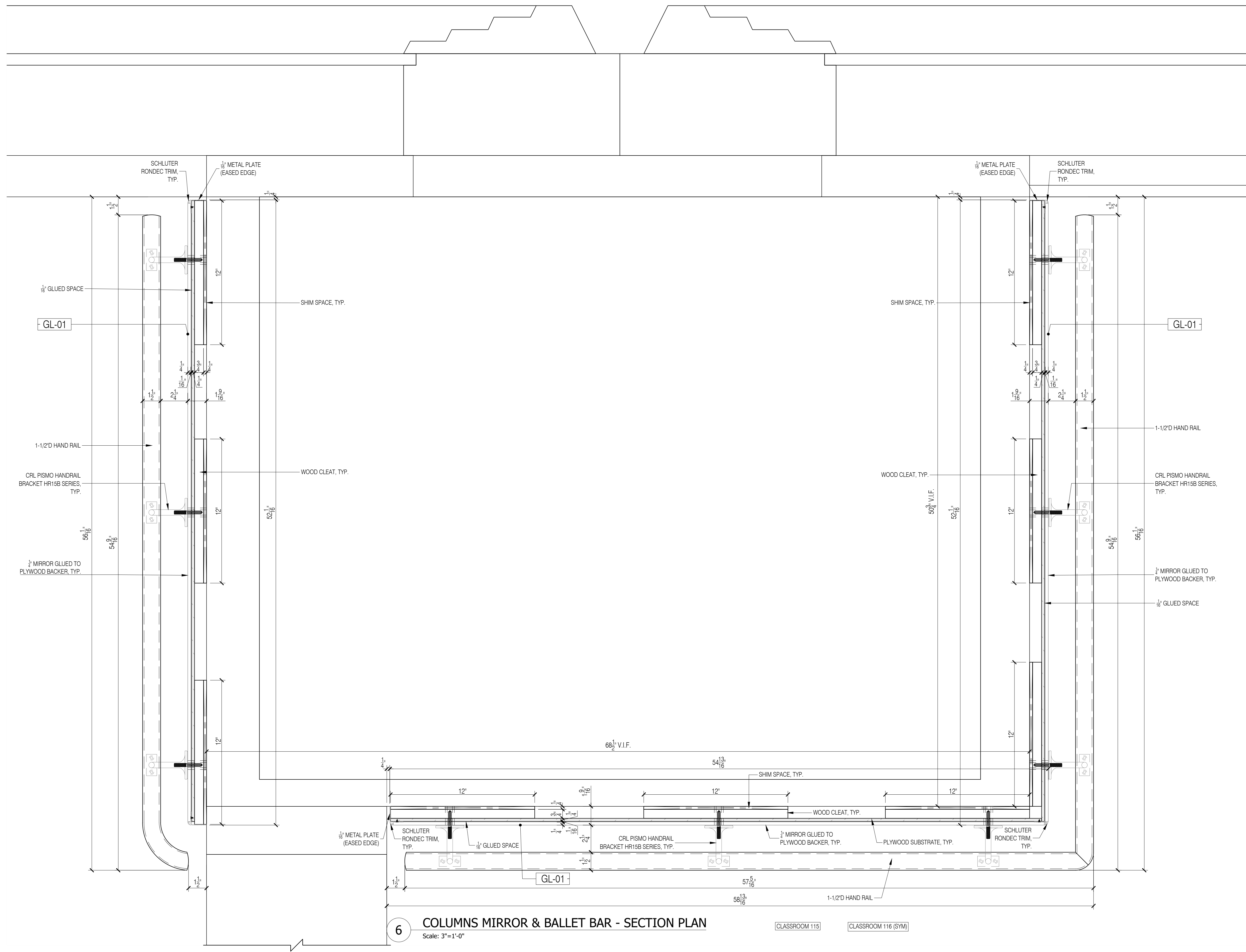
5 COLUMNS MIRROR & BALLET BAR - ELEVATION
Scale: 1"=1'-0"



DATE:	10/30/2020
NAME:	M.K.
NO.:	1
REVISIONS:	2
NO.:	3
1	SUBMISSION FOR APPROVAL
2	REVISED AS PER COMMENTS
3	REVISED AS PER UPDATE COMMENTS

SAMPLE PROJECT

DATE :	10/30/2020
DRAWN BY :	M.K.
ARCHITECT :	ELEVEN OF ELEVEN ARCHITECTURE PC 127 W 26TH ST #800, NEW YORK, N.Y. 10001
CONTRACTOR :	STREAMLINE USA CONSTRUCTION & MANAGEMENT
DRAWING TITLE :	COLUMNS MIRROR & BALLET BAR PLANS, ELEVATIONS
ROOM OR SPACE :	FLOOR : 1ST
PROJECT NUMBER:	176-20
DRAWING NUMBER:	11-01
	1 OF 3



6 COLUMNS MIRROR & BALLET BAR - SECTION PLAN
 Scale: 3"=1'-0"

CLASSROOM 115 CLASSROOM 116 (SYM)

GENERAL NOTES

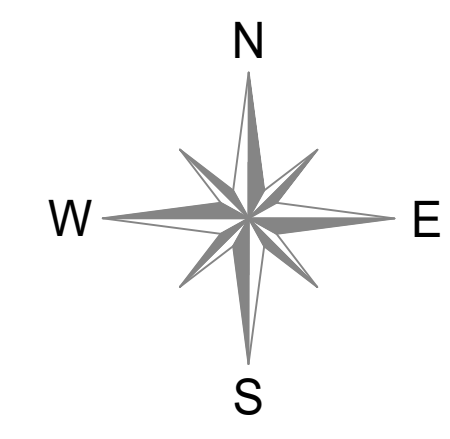
- SEE ARCHITECTURAL DWG FOR FINISH SCHEDULE
- ALL DIMENSIONS ARE VERIFY IN THE FIELD
- GC TO COORDINATE EXACT LOCATION OF OUTLET WITH MILLWORK
- GC TO PROVIDE ALL NECESSARY BLOCKING AS REQUIRED
- ALL BALLET BARS TO BE CRL WD15W 1-1/2" WOOD HANDRAIL SUPPLY CONNECTORS AND ENDCAPS AS NECESSARY. FINISH TO MATCH HANDRAIL
- CONFIRM GL-01 IS MIRROR TEMPERED W/ SAFETY FILM

QUANTITY

ITEM #	FLOOR	DESCRIPTION	QTY	SUB TOTAL
1.	1st.	COLUMNS MIRROR & BALLET BAR	1 EA.	
TOTAL			1 EA.	

REFERENCE DWG :

- A-150.00
- A-720.00; A-721.00
- DESIGN OVERVIEW - AUGUST 4, 2020



NAME:	DATE:
M.K.	10/30/2020
M.K.	11/06/2020
M.K.	11/30/2020

NO:	REVISIONS:
1	SUBMISSION FOR APPROVAL
2	REVISED AS PER COMMENTS
3	REVISED AS PER UPDATE COMMENTS

SAMPLE PROJECT



DATE : 10/30/2020

DRAWN BY : M.K.

ARCHITECT : ELEVEN OF ELEVEN ARCHITECTURE PC
 127 W 26TH ST #800, NEW YORK, N.Y. 10001

CONTRACTOR : STREAMLINE USA
 CONSTRUCTION & MANAGEMENT

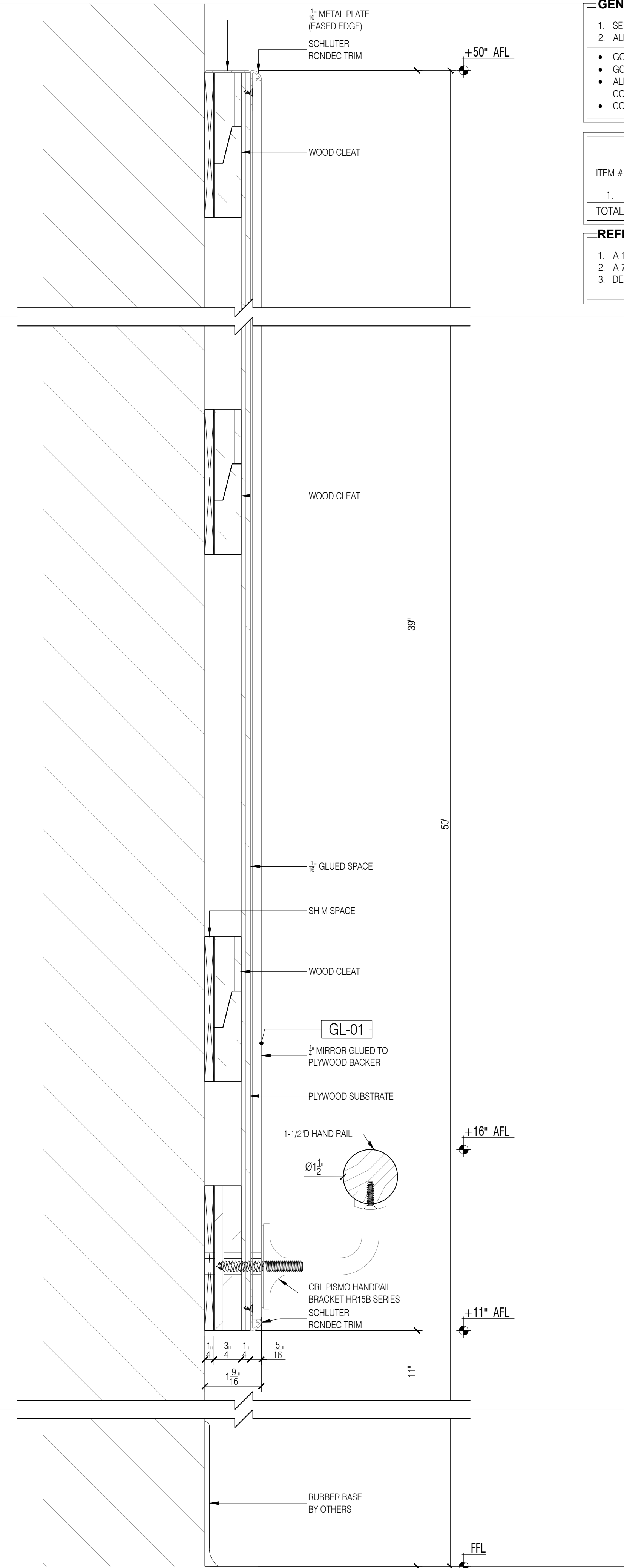
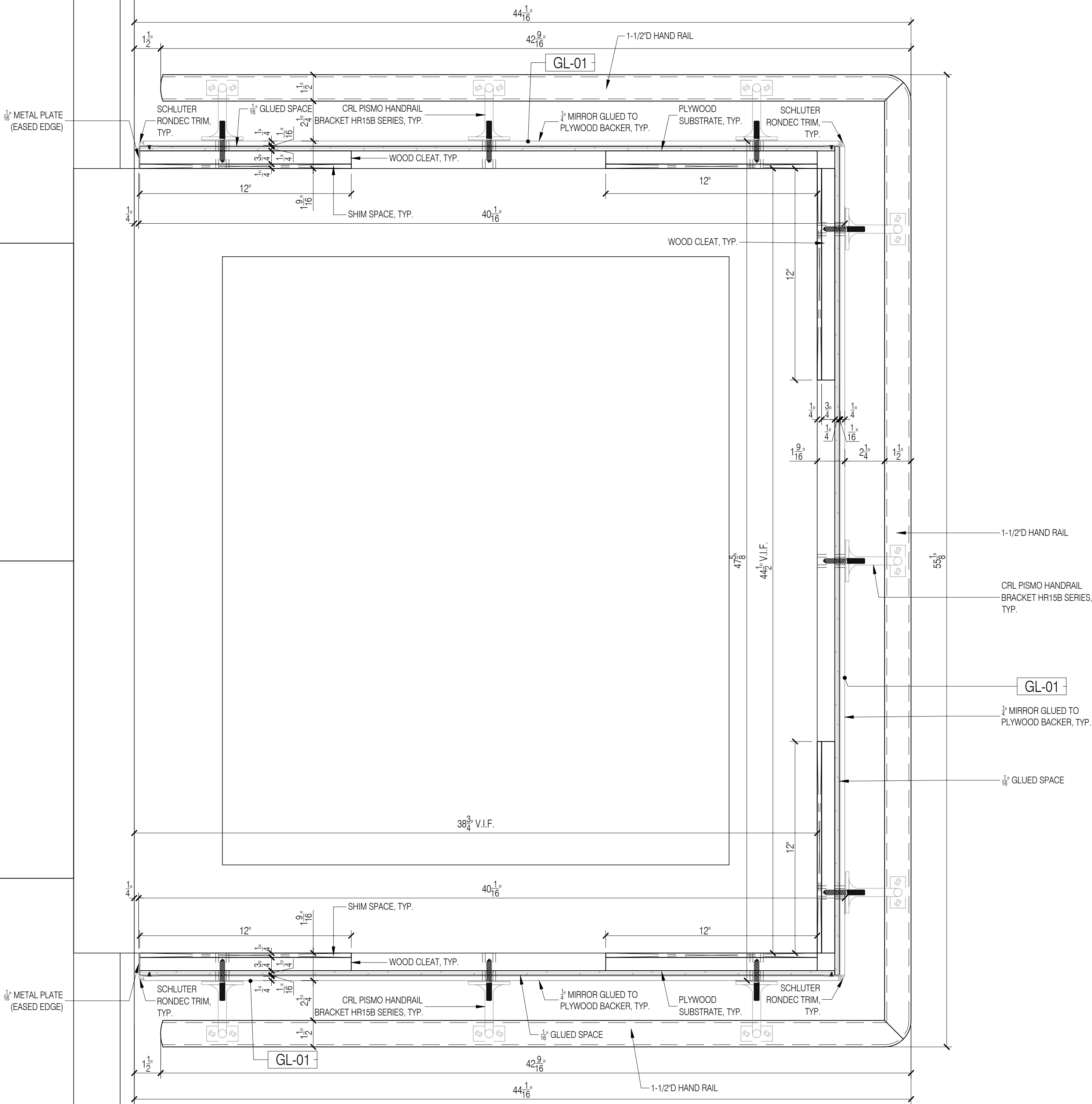
DRAWING TITLE : COLUMNS MIRROR & BALLET BAR SECTION PLAN

ROOM OR SPACE : FLOOR : 1ST

PROJECT NUMBER: 176-20

DRAWING NUMBER:

11-02



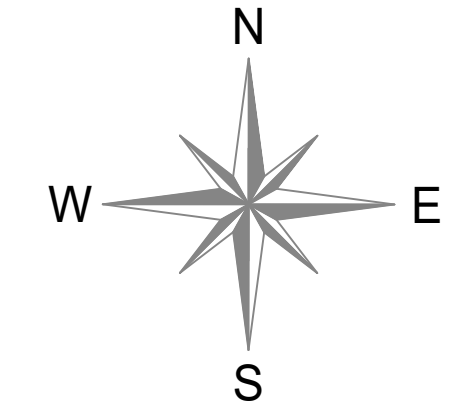
GENERAL NOTES

- SEE ARCHITECTURAL DWG FOR FINISH SCHEDULE
- ALL DIMENSIONS ARE VERIFY IN THE FIELD
- GC TO COORDINATE EXACT LOCATION OF OUTLET WITH MILLWORK
- GC TO PROVIDE ALL NECESSARY BLOCKING AS REQUIRED
- ALL BALLET BARS TO BE CRL WD15W 1-1/2" WOOD HANDRAIL SUPPLY CONNECTORS AND ENDCAPS AS NECESSARY. FINISH TO MATCH HANDRAIL
- CONFIRM GL-01 IS MIRROR TEMPERED W/ SAFETY FILM

QUANTITY				
ITEM #	FLOOR	DESCRIPTION	QTY	SUB TOTAL
1.	1st.	COLUMNS MIRROR & BALLET BAR	1 EA.	
TOTAL			1 EA.	

REFERENCE DWG :

- A-150.00
- A-720.00; A-721.00
- DESIGN OVERVIEW - AUGUST 4, 2020



DATE:	10/30/2020
NAME:	M.K.
NO:	1
REVISIONS:	SUBMISSION FOR APPROVAL
NO:	2
REVISIONS:	REVISED AS PER COMMENTS
NO:	3
REVISIONS:	REVISED AS PER UPDATE COMMENTS

NO:	1	SUBMISSION FOR APPROVAL
NO:	2	REVISED AS PER COMMENTS
NO:	3	REVISED AS PER UPDATE COMMENTS

SAMPLE PROJECT



DATE : 10/30/2020

DRAWN BY : M.K.

ARCHITECT : ELEVEN OF ELEVEN ARCHITECTURE PC
 127 W 26TH ST #800, NEW YORK, N.Y. 10001

CONTRACTOR : STREAMLINE USA
 CONSTRUCTION & MANAGEMENT

DRAWING TITLE : COLUMNS MIRROR & BALLET BAR
 SECTION PLAN, SECTION

ROOM OR SPACE : FLOOR :
 1ST

PROJECT NUMBER: 176-20

DRAWING NUMBER: 11-03